

DAILY REPORT

4/8/2021

(Data from Wednesday, April 07, 2021)

SINGLE ADULTS	
Drop-in Center Clients Served	425
Drop-in Center Overnight Census	137
Faith Bed Census	12
Outreach Contacts	320
Outreach Placements	16
Safe Haven Utilization	
Veterans In Short-term Housing	
Criminal Justice Short-term Housing	

FAMILY INTAKE	
Families Requesting Temporary Housing at PATH	108
Adult Families Requesting Temporary Housing at AFIC	16
Families Placed in Overnight Accommodations	0
Families w/children at PATH Overnight (pre 10PM)	0

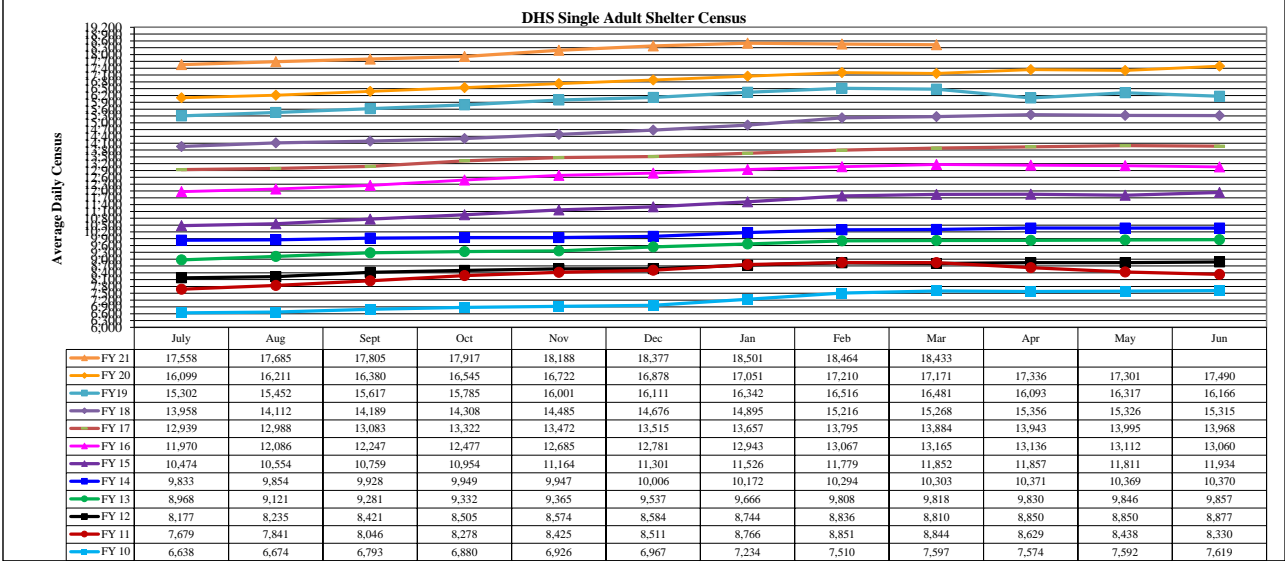
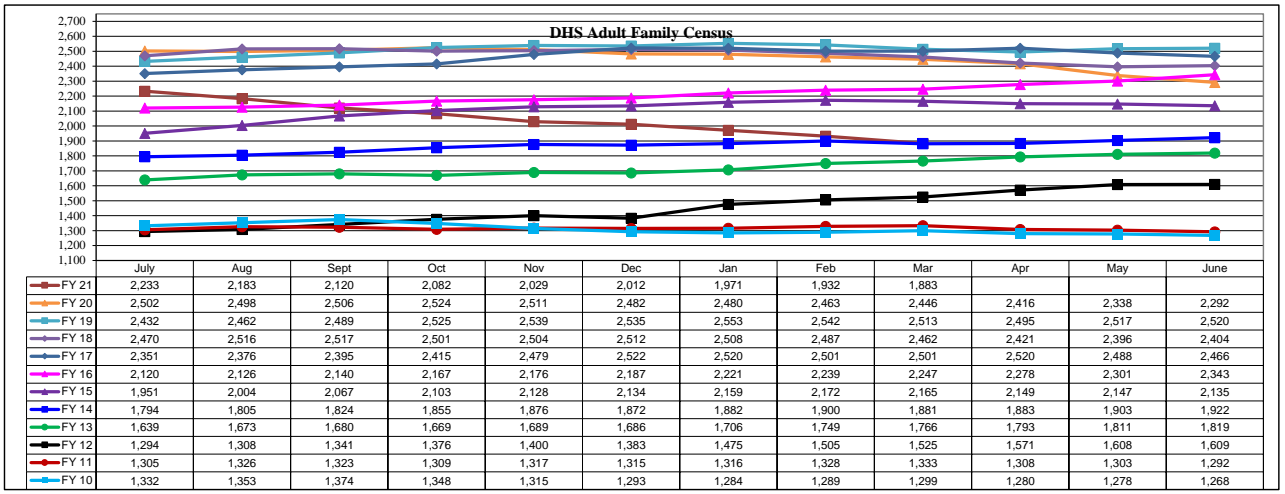
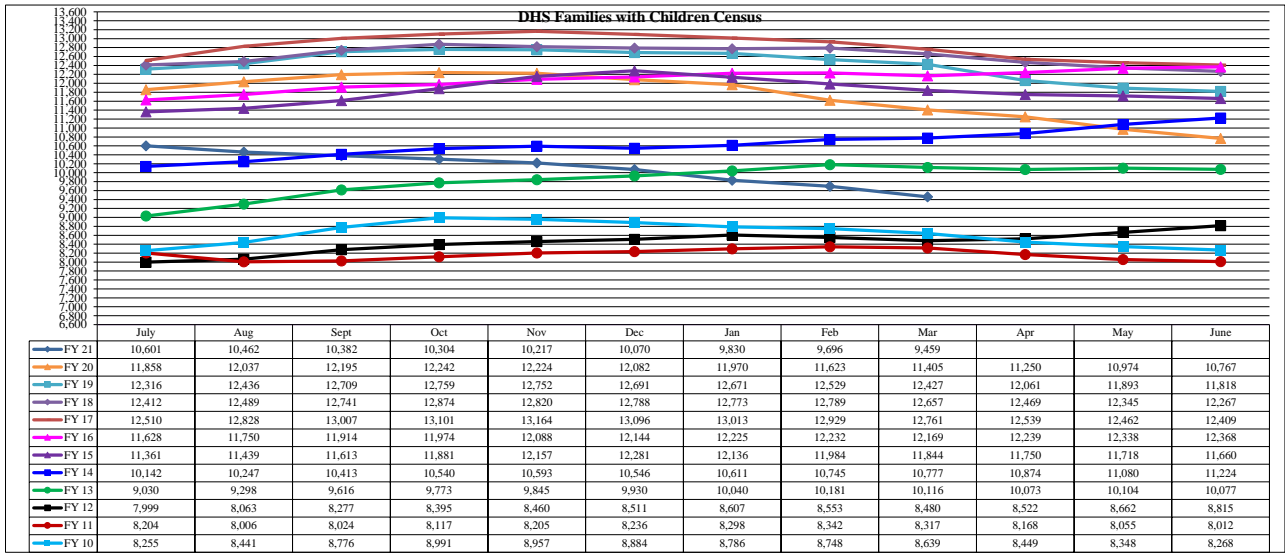
TOTAL SHELTER CENSUS	
Adults	34,175
Children	16,031
Total Individuals	50,206

SINGLE ADULTS	
Men	13,729
Women	4,378
Total Single Adults	18,107

FAMILIES WITH CHILDREN	
Families	9,208
Adults	12,153
Children	16,031
Individuals	28,184

ADULT FAMILIES CENSUS	
Families	1,856
Individuals (Adults)	3,915

x



*Due to data conversion the average monthly census for December 2011 and January 2012 for Families with Children and Adult Families is based upon data for a partial month.