

DAILY REPORT

7/21/2020

(Data from Monday, July 20, 2020)

Code Red

SINGLE ADULTS	
Drop-in Center Clients Served	424
Drop-in Center Overnight Census	136
Faith Bed Census	48
Outreach Contacts	276
Outreach Placements	10
Safe Haven Utilization	1092
Veterans In Short-term Housing	240
Criminal Justice Short-term Housing	122

FAMILY INTAKE	
Families Requesting Temporary Housing at PATH	140
Adult Families Requesting Temporary Housing at AFIC	17
Families Placed in Overnight Accommodations	6
Families w/children at PATH Overnight (pre 10PM)	0

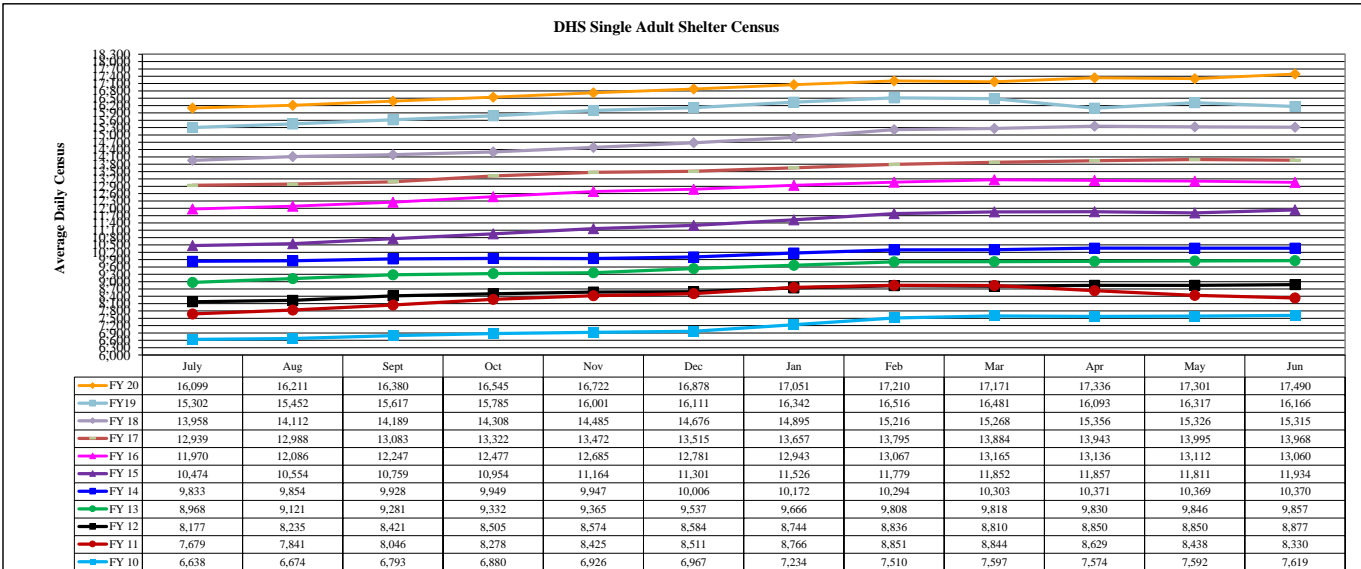
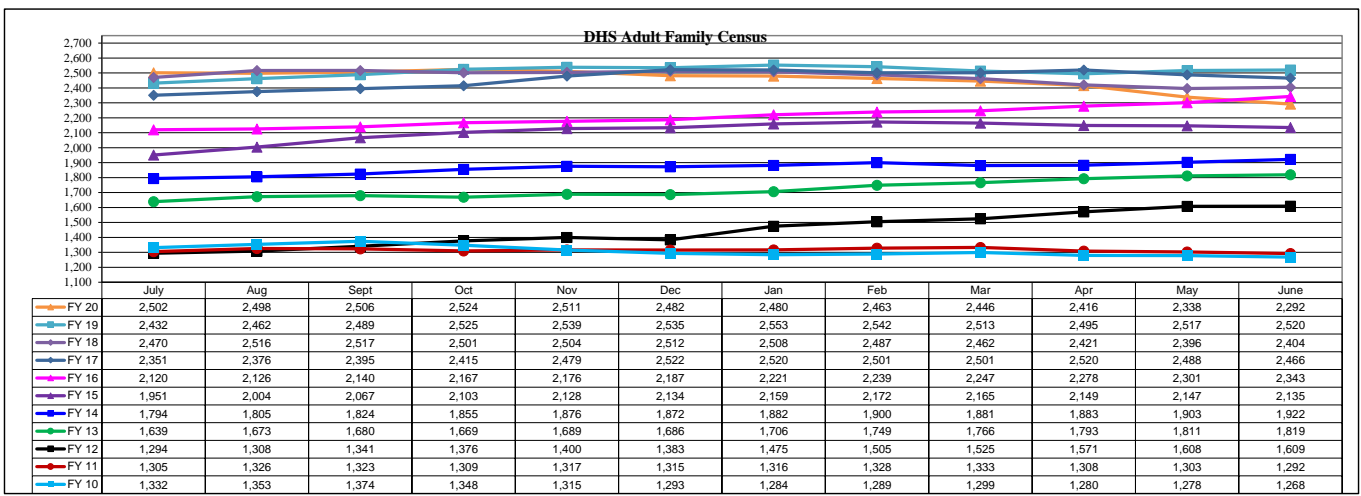
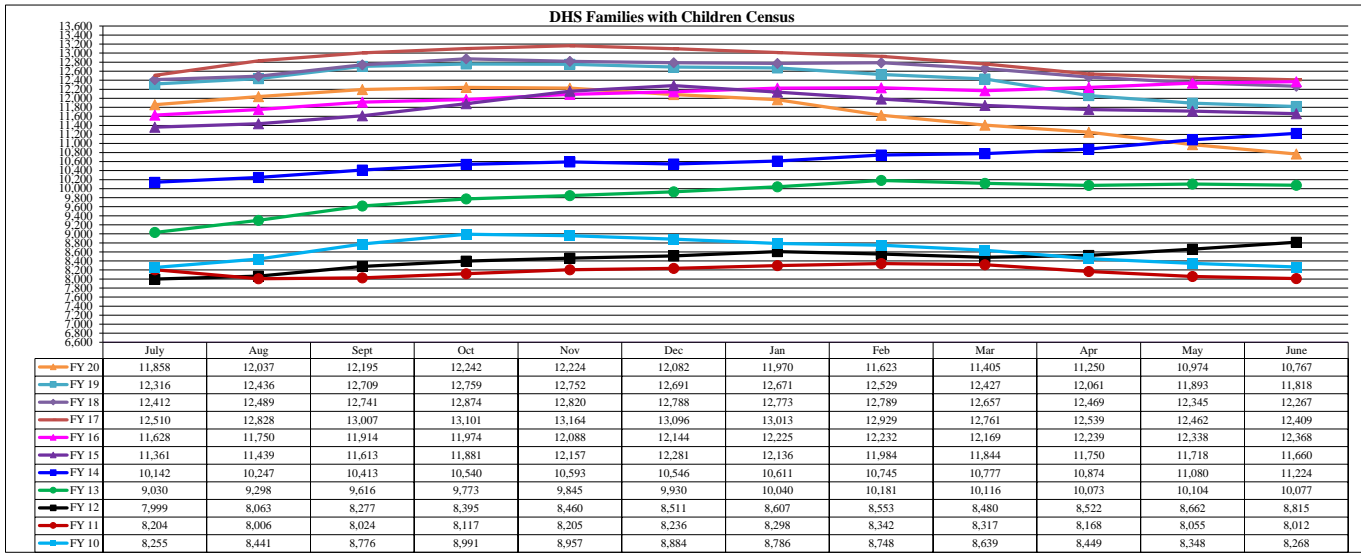
TOTAL SHELTER CENSUS	
Adults	36,438
Children	18,820
Total Individuals	55,258

SINGLE ADULT SHELTER CENSUS	
Men	13,112
Women	4,479
Total Single Adults	17,591

276
10

FAMILIES WITH CHILDREN CENSUS	
Families	10,579
Adults	14,126
Children	18,820
Individuals	32,946

ADULT FAMILIES CENSUS	
Families	2,234
Individuals (Adults)	4,721



*Due to data conversion the average monthly census for December 2011 and January 2012 for Families with Children and Adult Families is based upon data for a partial month.