

DAILY REPORT

3/11/2022

(Data from Thursday, March 10, 2022)

| SINGLE ADULTS | |
|-------------------------------------|------|
| Drop-in Center Clients Served | 440 |
| Drop-in Center Overnight Census | 169 |
| Faith Bed Census | 23 |
| Outreach Contacts | 348 |
| Outreach Placements | 11 |
| Safe Haven Utilization | 1344 |
| Veterans In Short-term Housing | 171 |
| Criminal Justice Short-term Housing | 97 |

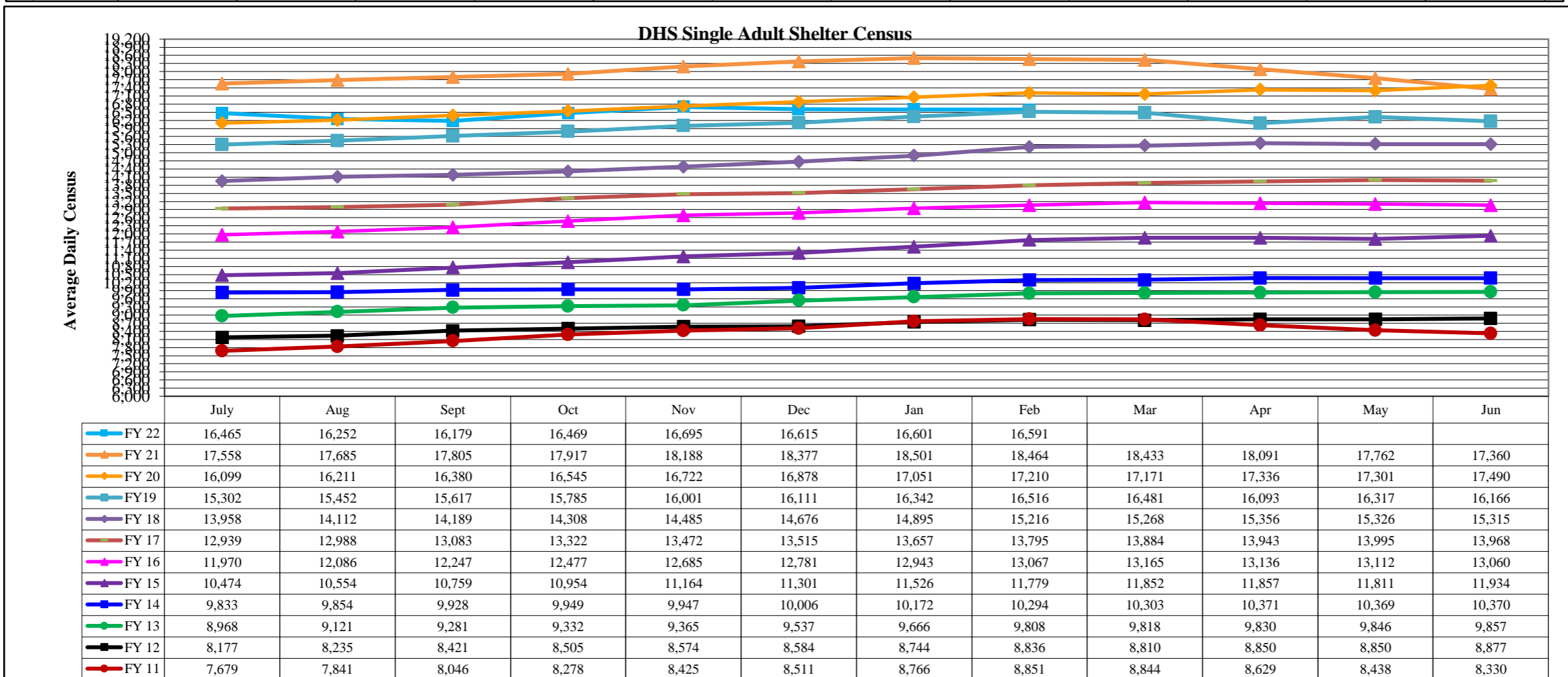
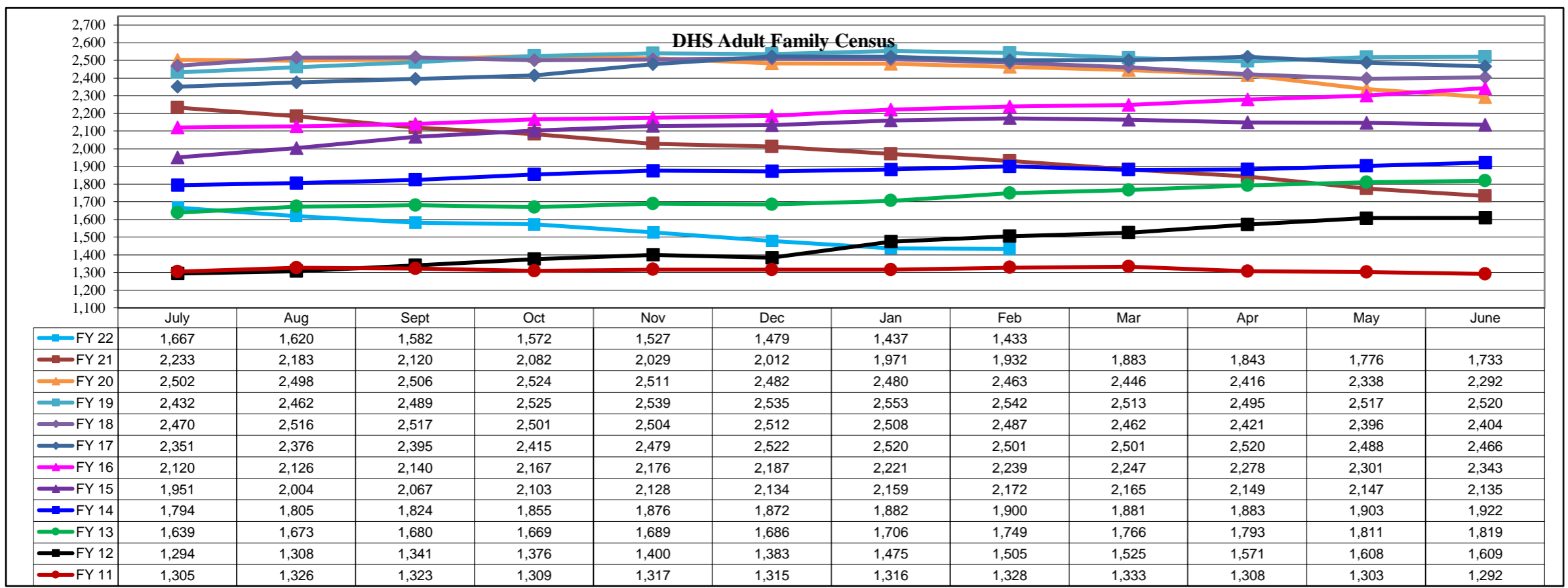
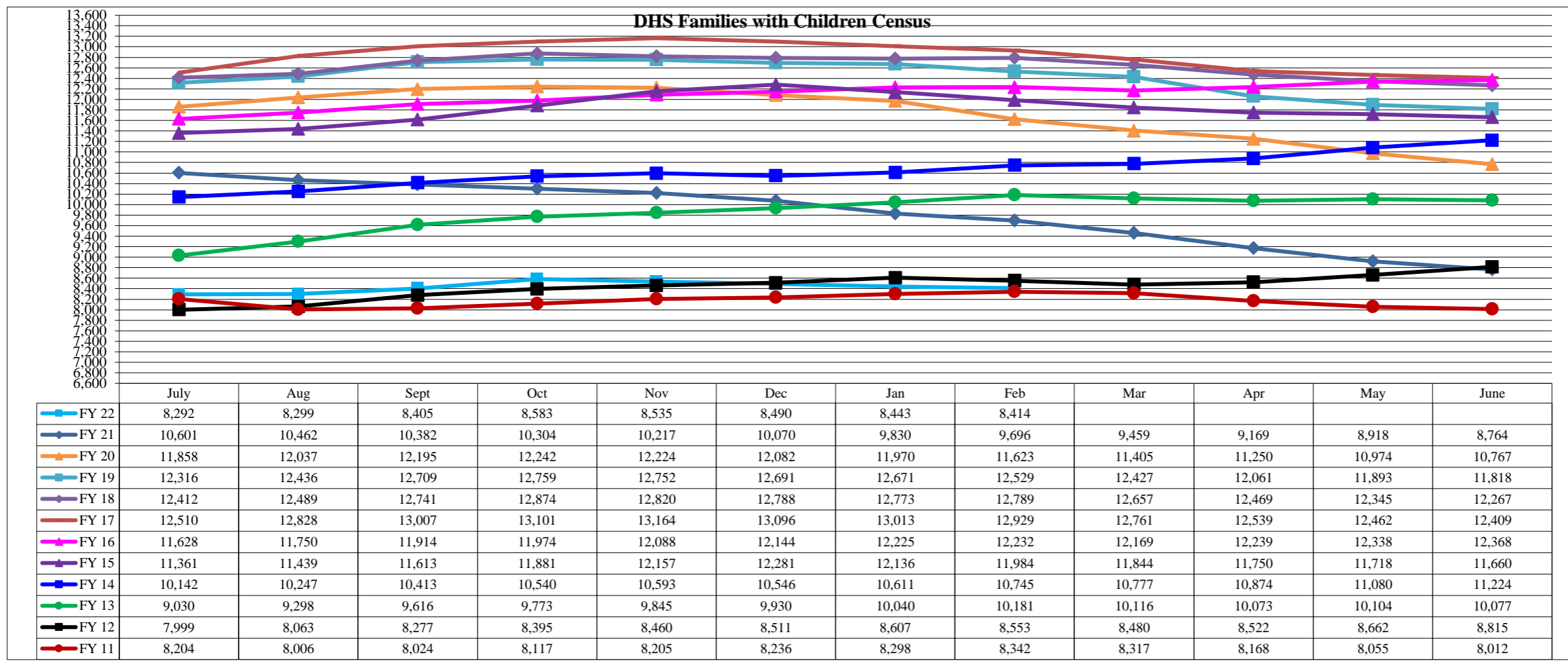
| FAMILY INTAKE | |
|---|-----|
| Families Requesting Temporary Housing at PATH | 126 |
| Adult Families Requesting Temporary Housing at AFIC | 19 |
| Families Placed in Overnight Accommodations | 0 |
| Families w/children at PATH Overnight (pre 10PM) | 0 |

| TOTAL SHELTER CENSUS | |
|--------------------------|---------------|
| Adults | 30,681 |
| Children | 14,500 |
| Total Individuals | 45,181 |

| SINGLE ADULTS | |
|----------------------------|---------------|
| Men | 12,543 |
| Women | 4,060 |
| Total Single Adults | 16,603 |

| FAMILIES WITH CHILDREN | |
|------------------------|---------------|
| Families | 8,391 |
| Adults | 11,103 |
| Children | 14,500 |
| Individuals | 25,603 |

| ADULT FAMILIES CENSUS | |
|-----------------------------|--------------|
| Families | 1,418 |
| Individuals (Adults) | 2,975 |



*Due to data conversion the average monthly census for December 2011 and January 2012 for Families with Children and Adult Families is based upon data for a partial month.