

**DAILY REPORT**

3/23/2021

(Data from Monday, March 22, 2021)

SINGLE ADULTS	
Drop-in Center Clients Served	417
Drop-in Center Overnight Census	143
Faith Bed Census	31
Outreach Contacts	348
Outreach Placements	11
Safe Haven Utilization	1152
Veterans In Short-term Housing	216
Criminal Justice Short-term Housing	96

FAMILY INTAKE	
Families Requesting Temporary Housing at PATH	112
Adult Families Requesting Temporary Housing at AFIC	12
Families Placed in Overnight Accommodations	0
Families w/children at PATH Overnight (pre 10PM)	0

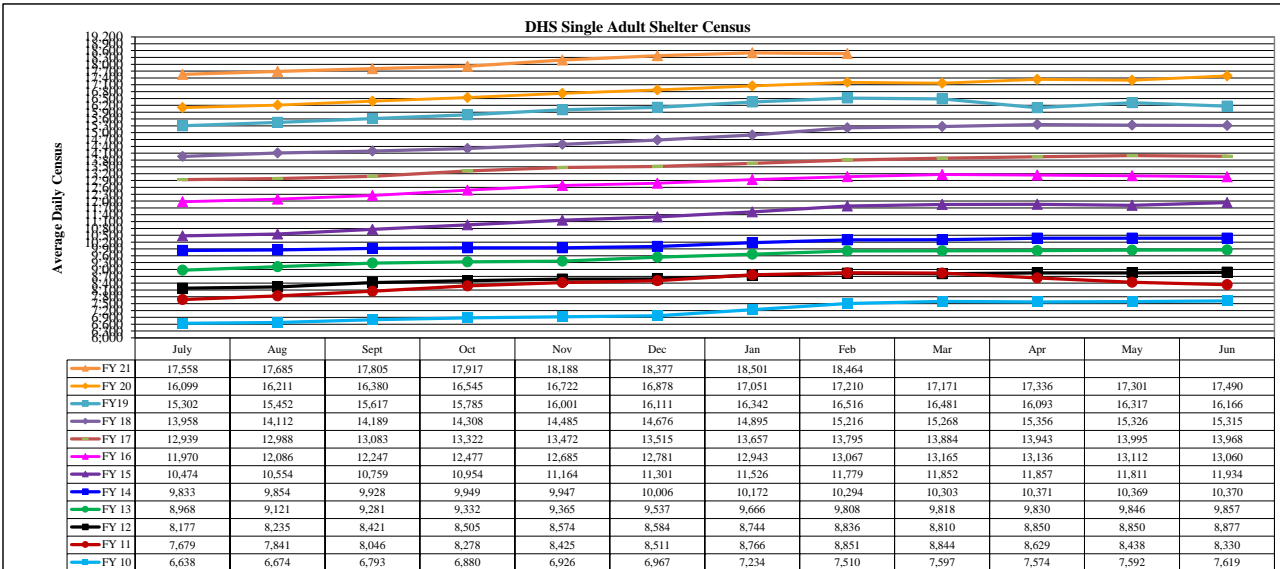
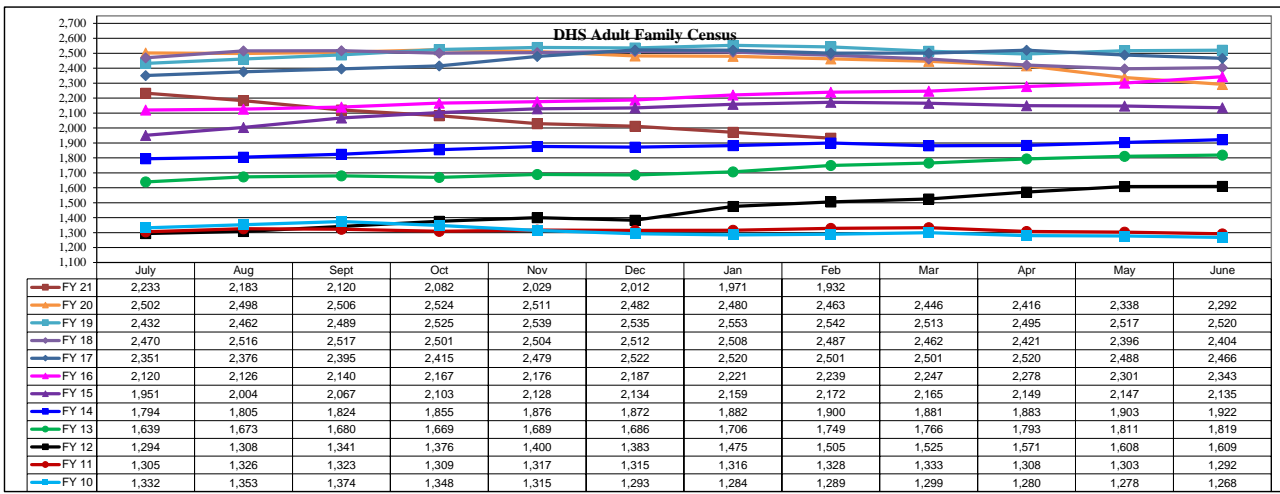
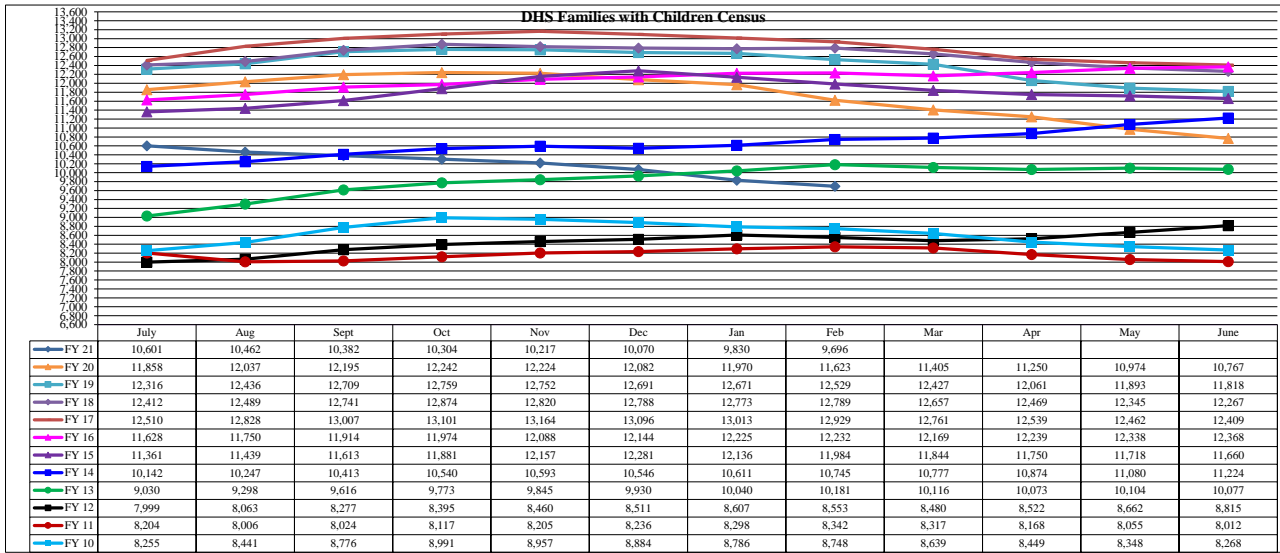
TOTAL SHELTER CENSUS	
Adults	34,747
Children	16,422
<b>Total Individuals</b>	<b>51,169</b>

SINGLE ADULTS	
Men	13,911
Women	4,507
<b>Total Single Adults</b>	<b>18,418</b>

FAMILIES WITH CHILDREN	
Families	9,398
Adults	12,391
Children	16,422
<b>Individuals</b>	<b>28,813</b>

ADULT FAMILIES CENSUS	
Families	1,865
<b>Individuals (Adults)</b>	<b>3,938</b>

x



\*Due to data conversion the average monthly census for December 2011 and January 2012 for Families with Children and Adult Families is based upon data for a partial month.