

**DAILY REPORT**

7/27/2022

(Data from Tuesday, July 26, 2022)

SINGLE ADULTS	
Drop-in Center Clients Served	375
Drop-in Center Overnight Census	131
Faith Bed Census	17
Outreach Contacts	290
Outreach Placements	12
Safe Haven Utilization	1499
Veterans In Short-term Housing	192
Criminal Justice Short-term Housing	81

4 of 5 sites reported.  
 4 of 5 sites reported.  
 4 of 5 sites reported.

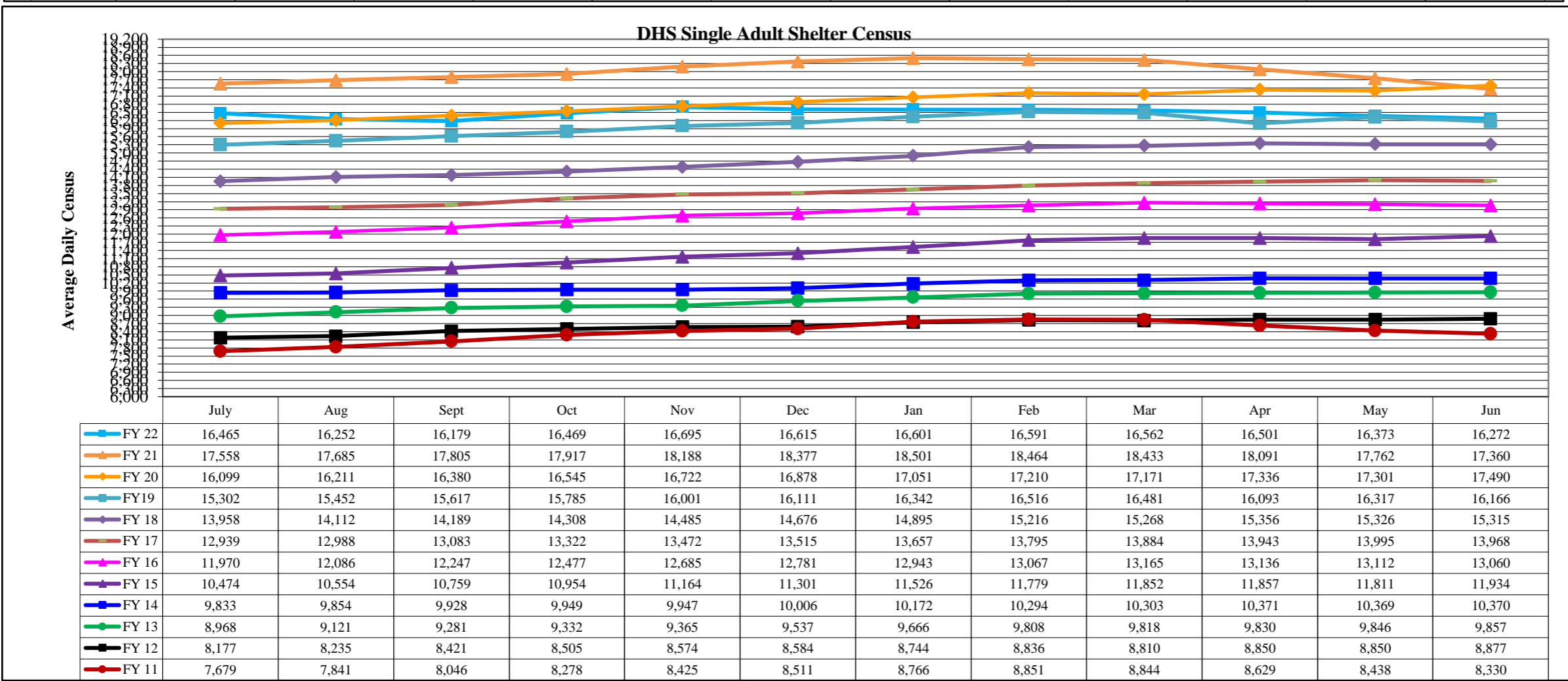
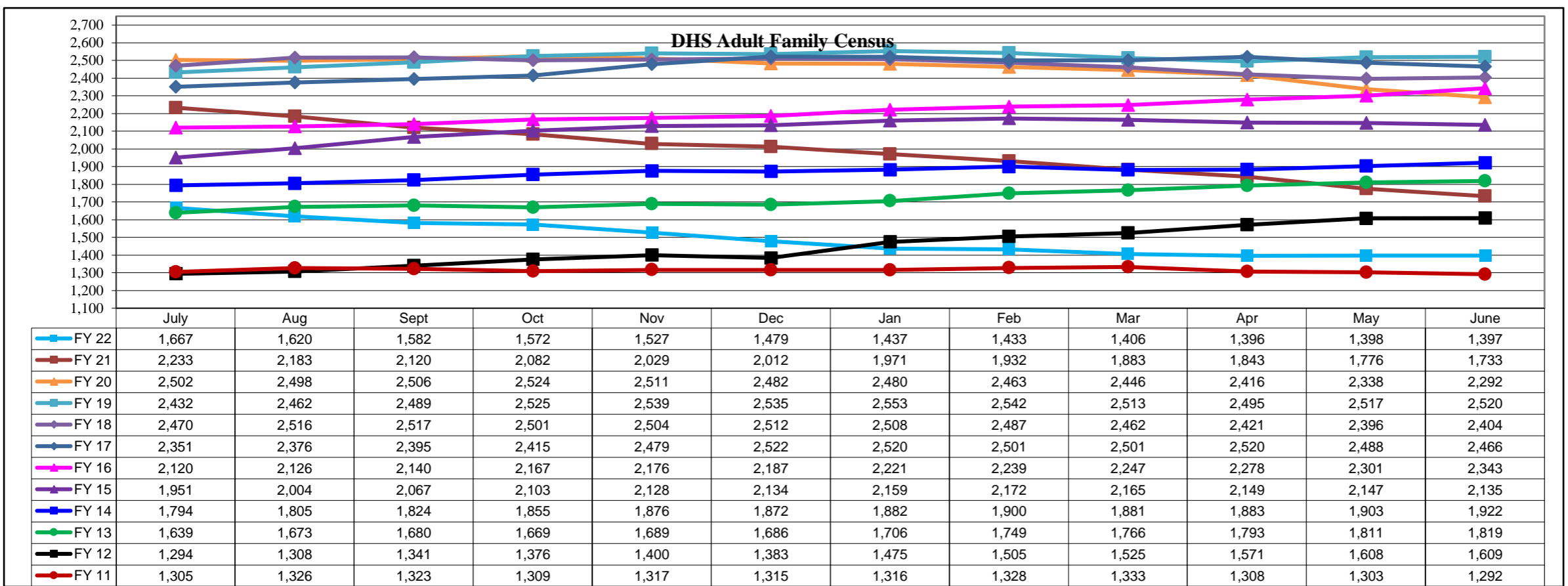
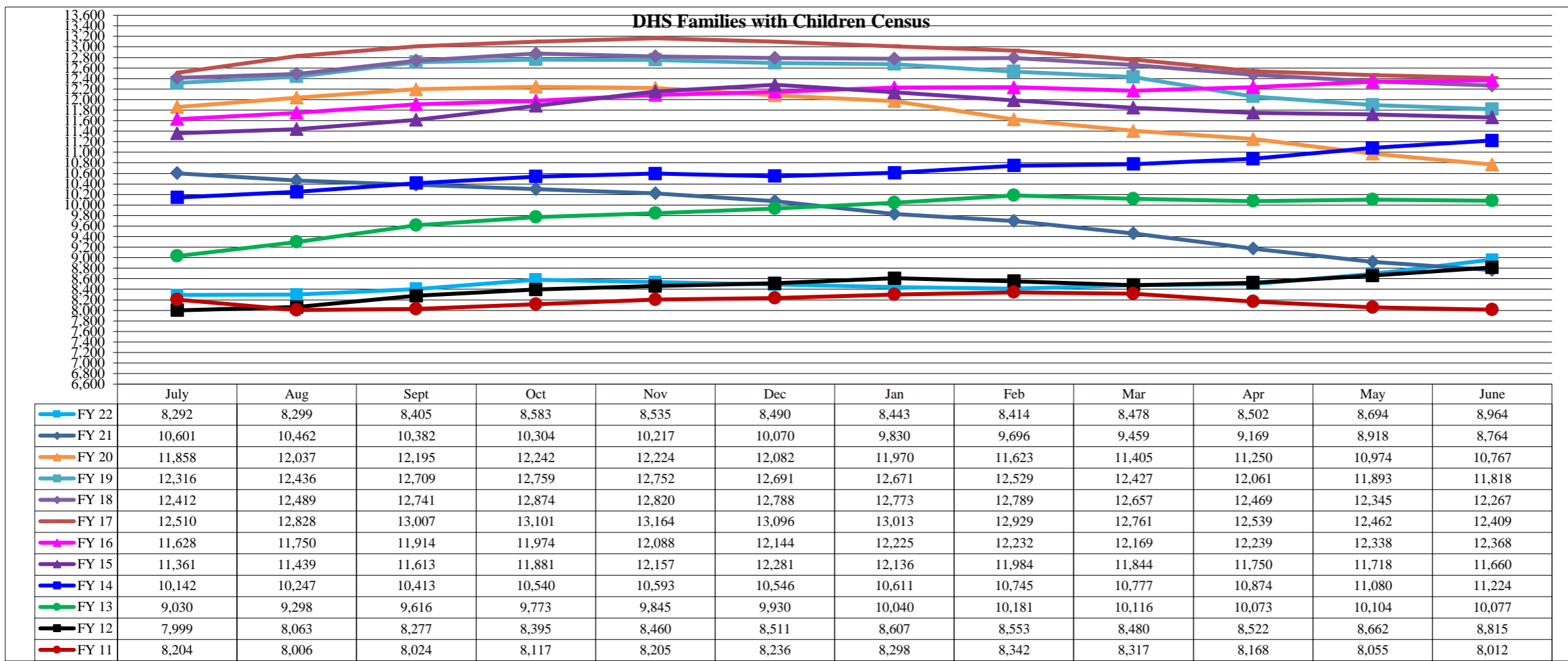
FAMILY INTAKE	
Families Requesting Temporary Housing at PATH	108
Adult Families Requesting Temporary Housing at AFIC	21
Families Placed in Overnight Accommodations	0
Families w/children at PATH Overnight (pre 10PM)	0

TOTAL SHELTER CENSUS	
Adults	33,102
Children	16,514
<b>Total Individuals</b>	<b>49,616</b>

SINGLE ADULTS	
Men	12,534
Women	4,143
<b>Total Single Adults</b>	<b>16,677</b>

FAMILIES WITH CHILDREN	
<b>Families</b>	9,659
Adults	13,348
Children	16,514
<b>Individuals</b>	<b>29,862</b>

ADULT FAMILIES CENSUS	
<b>Families</b>	1,463
<b>Individuals (Adults)</b>	<b>3,077</b>



\*Due to data conversion the average monthly census for December 2011 and January 2012 for Families with Children and Adult Families is based upon data for a partial month.