

**DAILY REPORT**

4/28/2020

(Data from Monday, April 27, 2020)

SINGLE ADULTS	
Drop-in Center Clients Served	537
Drop-in Center Overnight Census	194
Faith Bed Census	52
Outreach Contacts	117
Outreach Placements	14
Safe Haven Utilization	1052
Veterans In Short-term Housing	242
Criminal Justice Short-term Housing	210

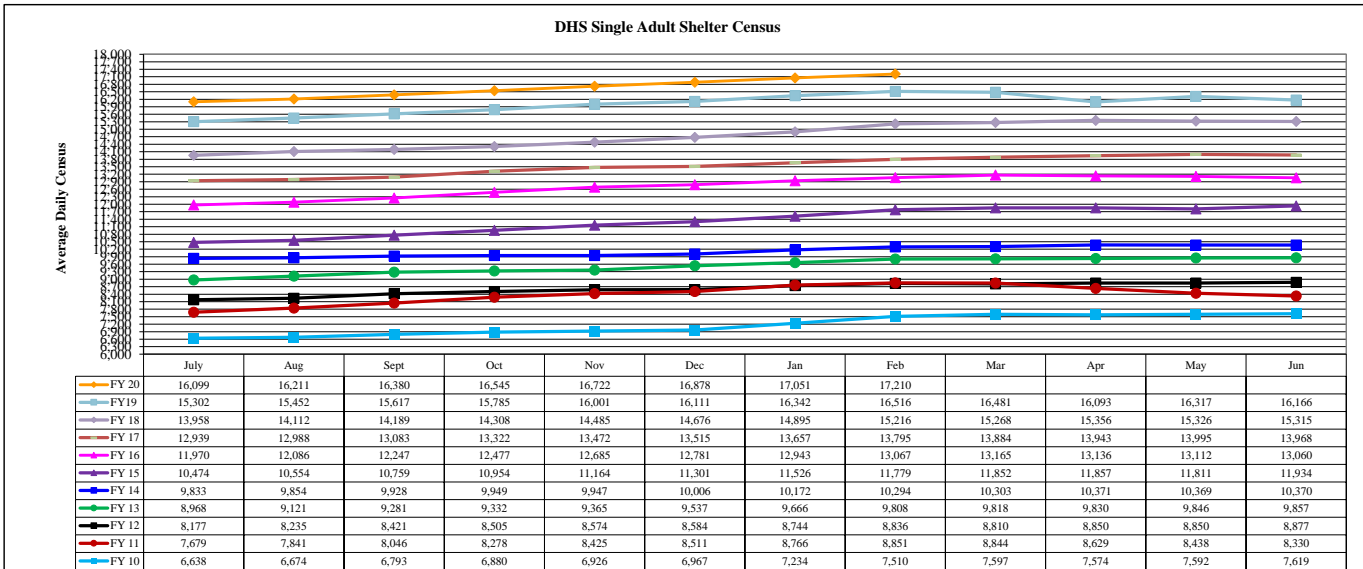
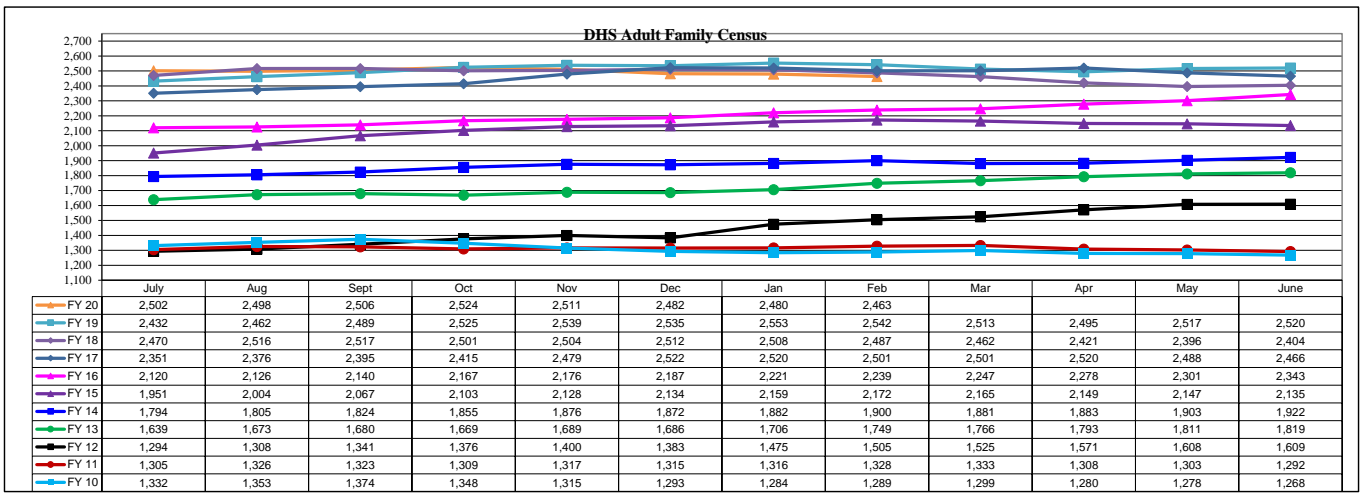
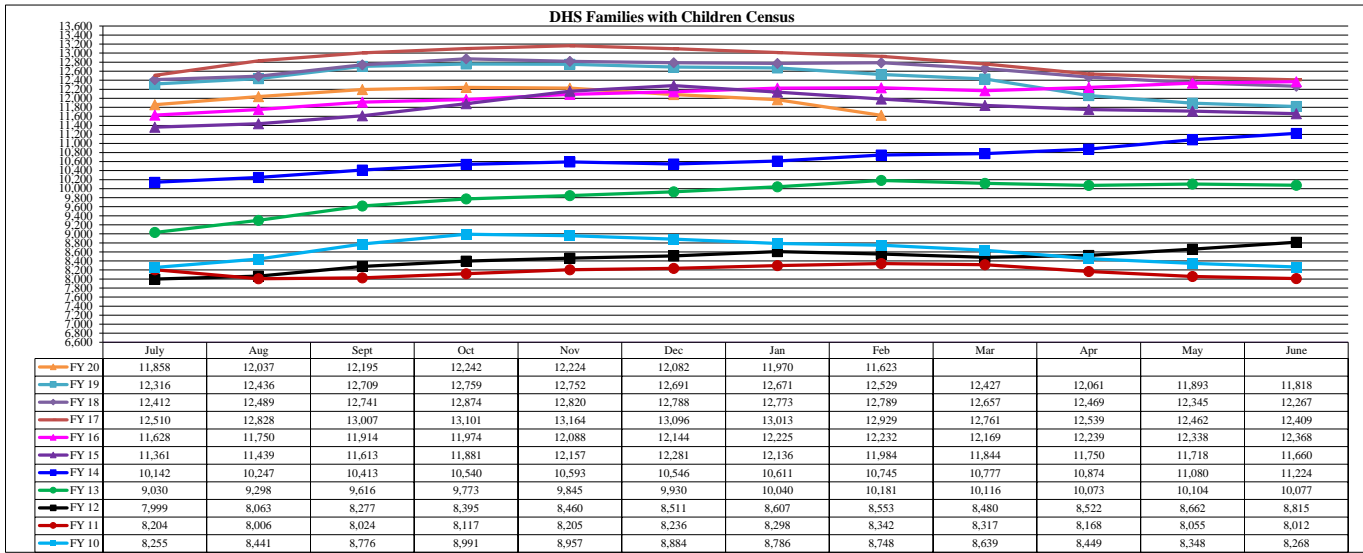
FAMILY INTAKE	
Families Requesting Temporary Housing at PATH	83
Adult Families Requesting Temporary Housing at AFIC	7
Families Placed in Overnight Accommodations	0
Families w/children at PATH Overnight (pre 10PM)	0

TOTAL SHELTER CENSUS	
Adults	37,308
Children	19,861
<b>Total Individuals</b>	<b>57,169</b>

SINGLE ADULT SHELTER CENSUS	
Men	12,805
Women	4,623
<b>Total Single Adults</b>	<b>17,428</b>

FAMILIES WITH CHILDREN CENSUS	
<b>Families</b>	11,087
Adults	14,859
Children	19,861
<b>Individuals</b>	<b>34,720</b>

ADULT FAMILIES CENSUS	
<b>Families</b>	2,383
<b>Individuals (Adults)</b>	<b>5,021</b>



\*Due to data conversion the average monthly census for December 2011 and January 2012 for Families with Children and Adult Families is based upon data for a partial month.