

DAILY REPORT

1/3/2022

(Data from Sunday, January 02, 2022)

Code Blue

SINGLE ADULTS	
Drop-in Center Clients Served	333
Drop-in Center Overnight Census	98
Faith Bed Census	23
Outreach Contacts	177
Outreach Placements	6
Safe Haven Utilization	NA
Veterans In Short-term Housing	NA
Criminal Justice Short-term Housing	NA

4 of 5 sites reporting
 4 of 5 sites reporting
 4 of 5 sites reporting

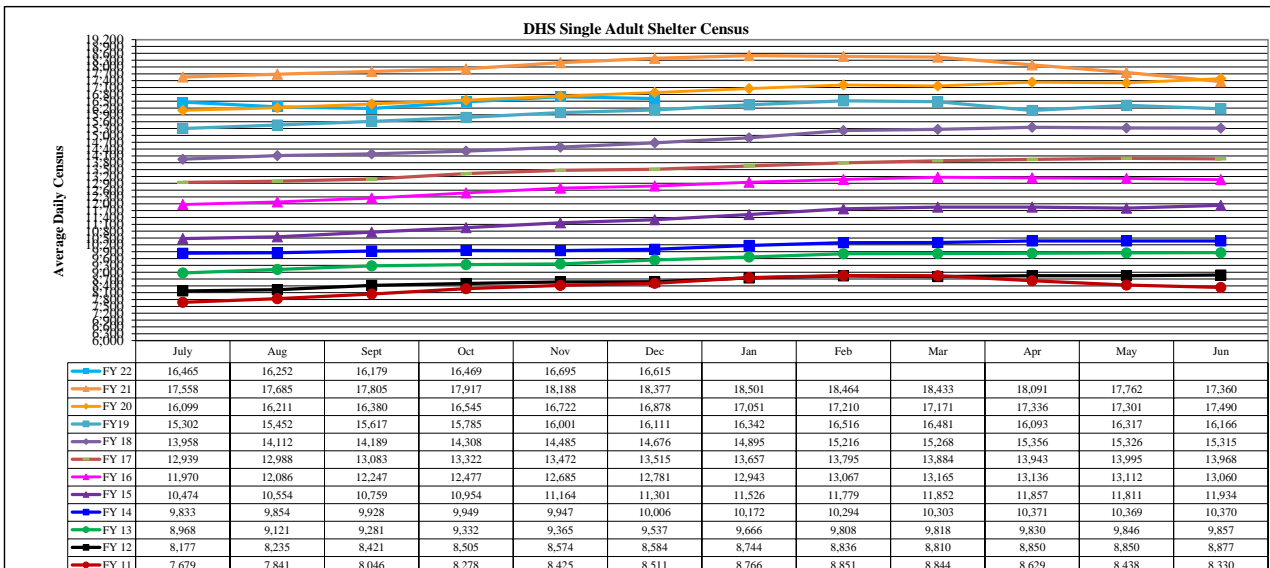
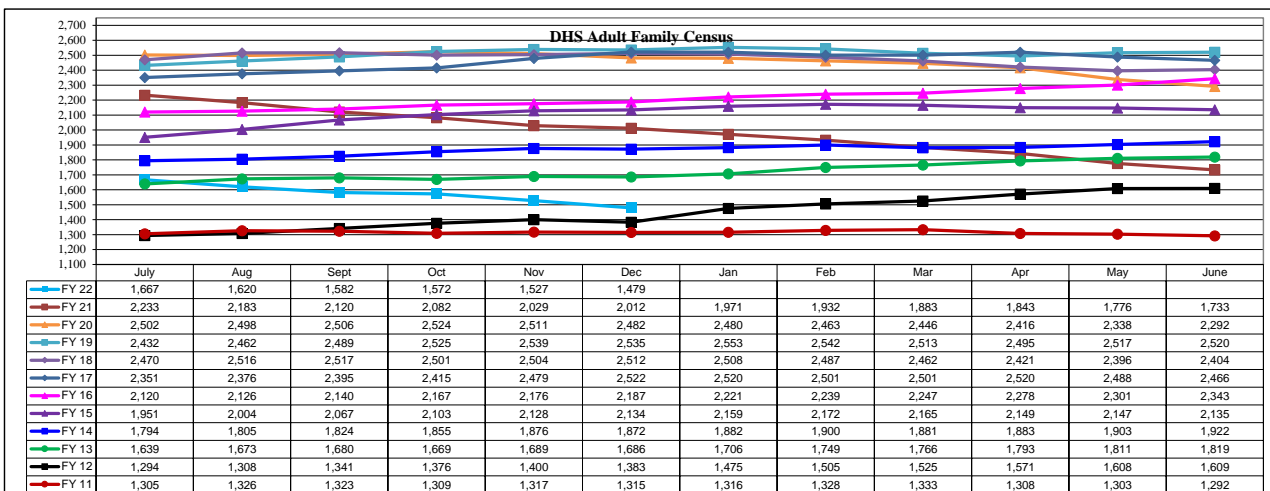
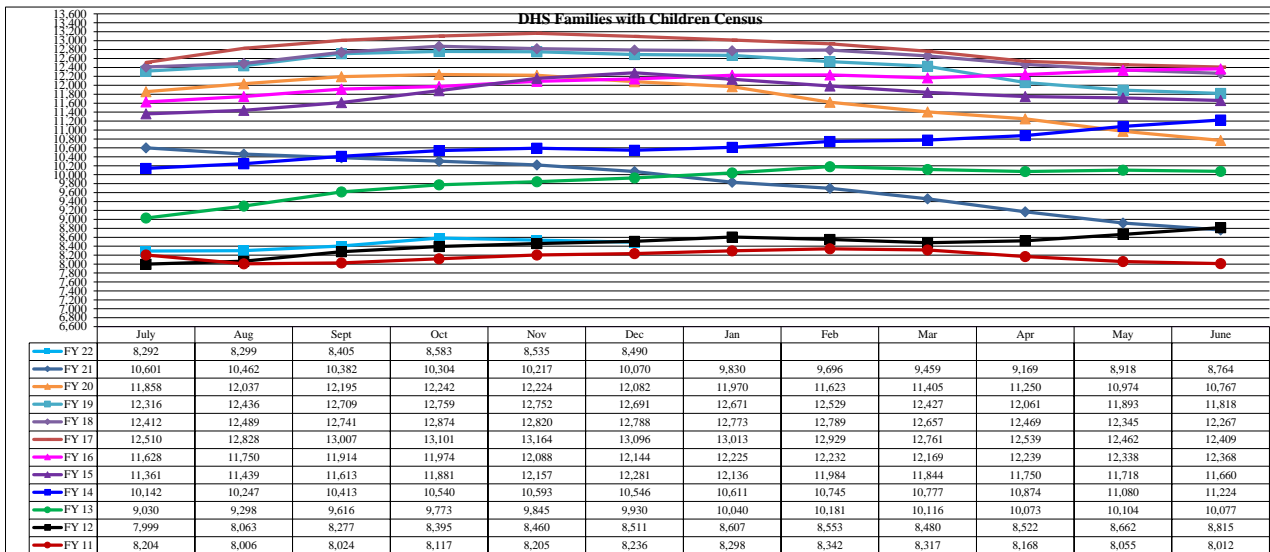
FAMILY INTAKE	
Families Requesting Temporary Housing at PATH	74
Adult Families Requesting Temporary Housing at AFIC	22
Families Placed in Overnight Accommodations	0
Families w/children at PATH Overnight (pre 10PM)	0

TOTAL SHELTER CENSUS	
Adults	30,622
Children	14,663
Total Individuals	45,285

SINGLE ADULTS	
Men	12,397
Women	4,037
Total Single Adults	16,434

FAMILIES WITH CHILDREN	
Families	8,459
Adults	11,172
Children	14,663
Individuals	25,835

ADULT FAMILIES CENSUS	
Families	1,441
Individuals (Adults)	3,016



*Due to data conversion the average monthly census for December 2011 and January 2012 for Families with Children and Adult Families is based upon data for a partial month.