

DAILY REPORT

12/9/2020

(Data from Tuesday, December 08, 2020)

Code Blue

SINGLE ADULTS	
Drop-in Center Clients Served	309
Drop-in Center Overnight Census	115
Faith Bed Census	47
Outreach Contacts	281
Outreach Placements	17
Safe Haven Utilization	1132
Veterans In Short-term Housing	228
Criminal Justice Short-term Housing	116

Incomplete (5/6)
 Incomplete (5/6)
 Incomplete (5/6)

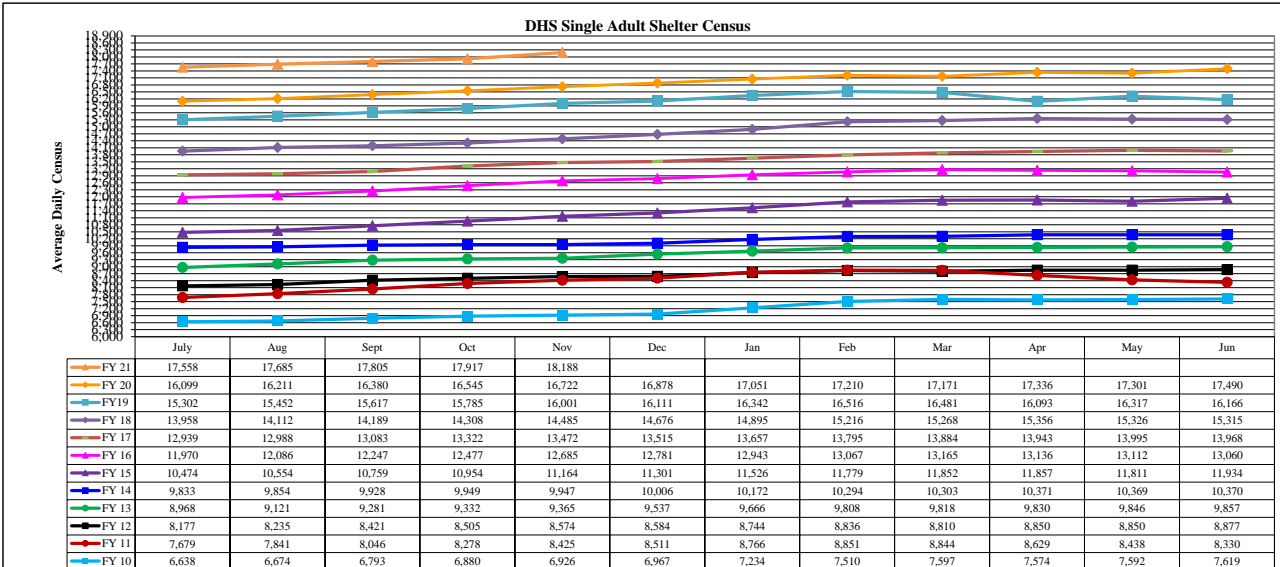
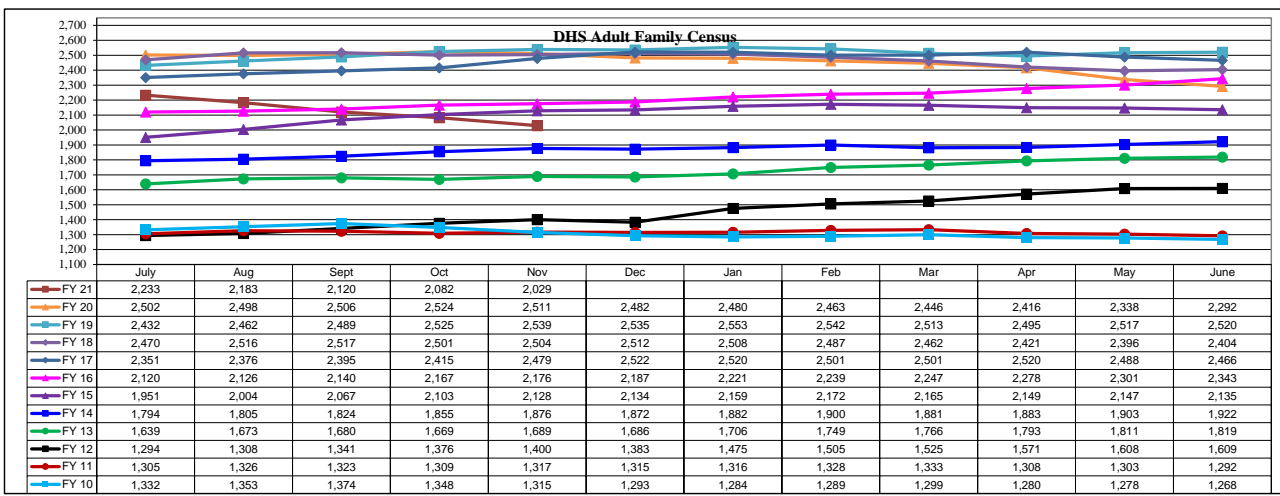
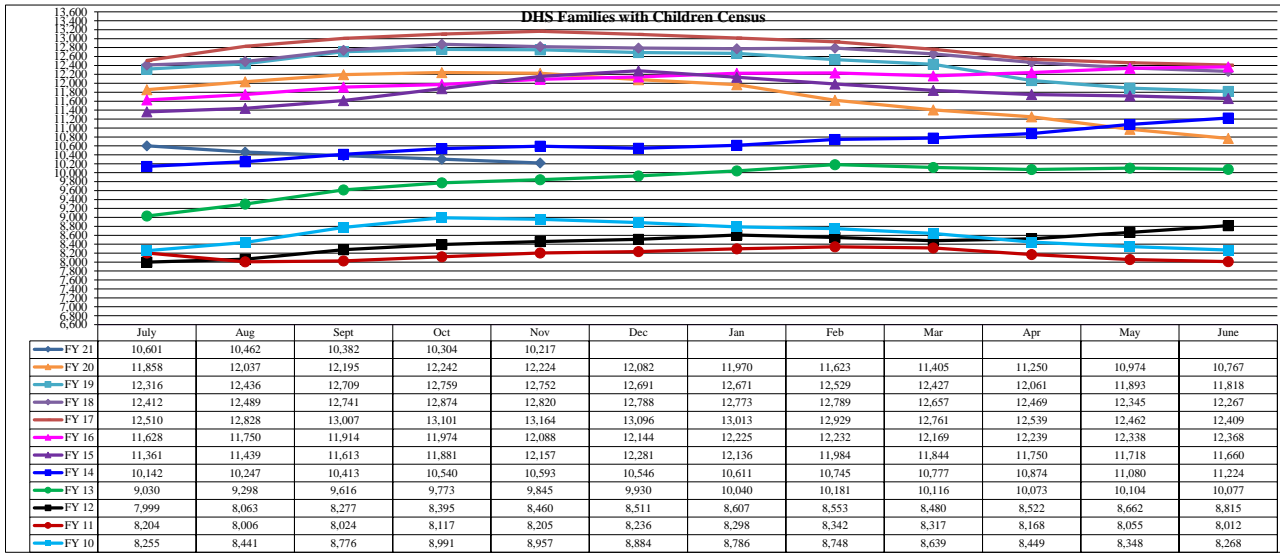
FAMILY INTAKE	
Families Requesting Temporary Housing at PATH	108
Adult Families Requesting Temporary Housing at AFIC	20
Families Placed in Overnight Accommodations	0
Families w/children at PATH Overnight (pre 10PM)	0

TOTAL SHELTER CENSUS	
Adults	35,917
Children	17,781
Total Individuals	53,698

SINGLE ADULTS	
Men	13,787
Women	4,548
Total Single Adults	18,335

FAMILIES WITH CHILDREN CENSUS	
Families	10,131
Adults	13,308
Children	17,781
Individuals	31,089

ADULT FAMILIES CENSUS	
Families	2,022
Individuals (Adults)	4,274



*Due to data conversion the average monthly census for December 2011 and January 2012 for Families with Children and Adult Families is based upon data for a partial month.