

DAILY REPORT

7/18/2022

(Data from Sunday, July 17, 2022)

SINGLE ADULTS	
Drop-in Center Clients Served	315
Drop-in Center Overnight Census	76
Faith Bed Census	16
Outreach Contacts	196
Outreach Placements	12
Safe Haven Utilization	1513
Veterans In Short-term Housing	184
Criminal Justice Short-term Housing	81

4 of 5 sites reporting
 4 of 5 sites reporting
 4 of 5 sites reporting

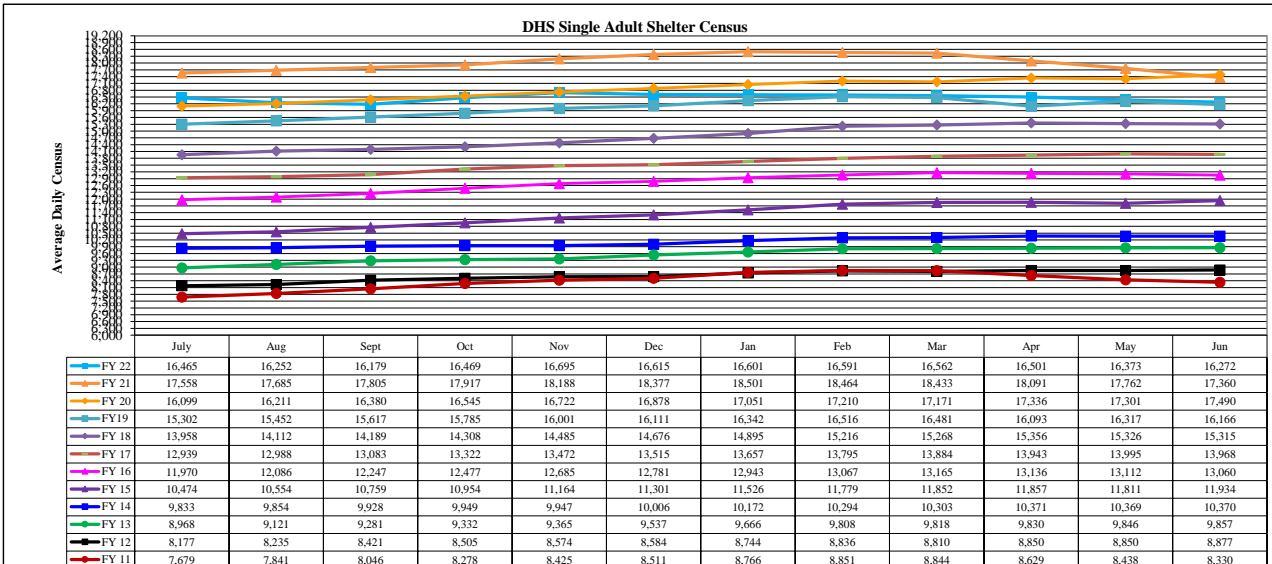
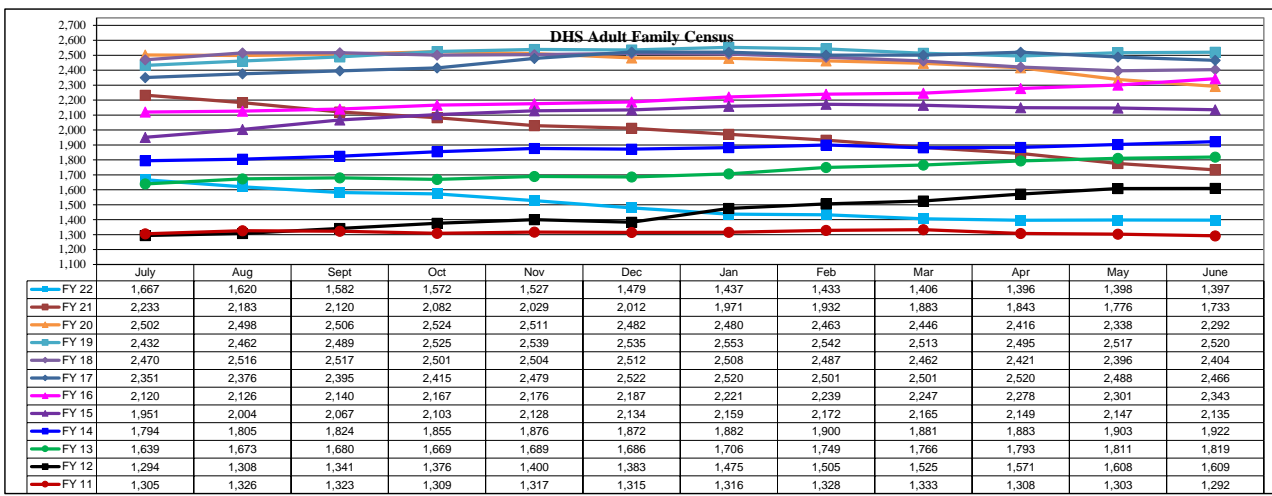
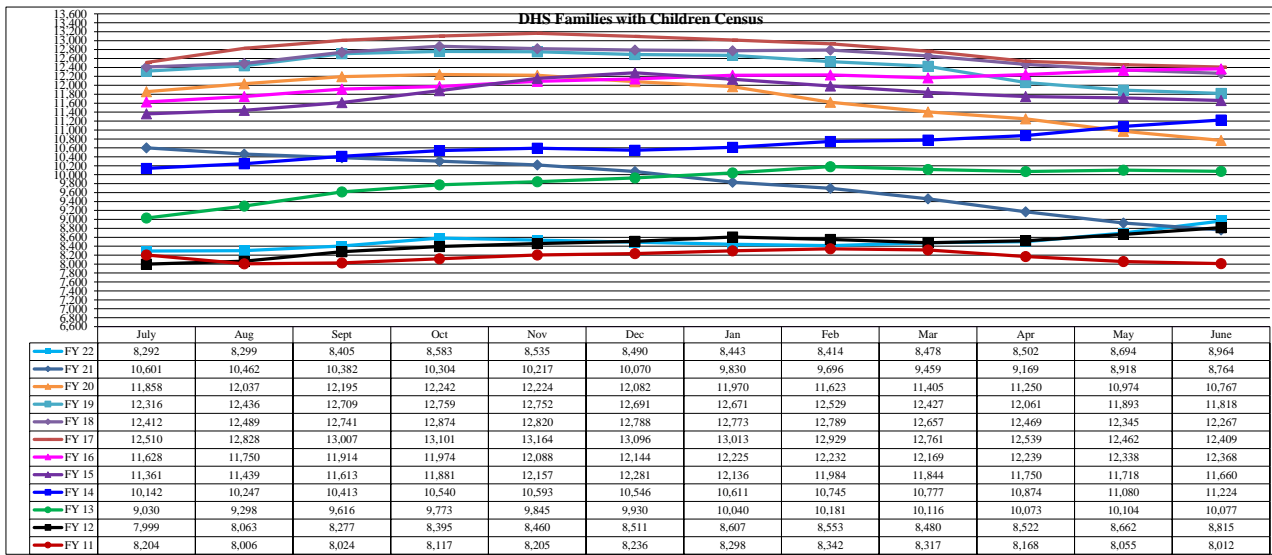
FAMILY INTAKE	
Families Requesting Temporary Housing at PATH	92
Adult Families Requesting Temporary Housing at AFIC	14
Families Placed in Overnight Accommodations	0
Families w/children at PATH Overnight (pre 10PM)	0

TOTAL SHELTER CENSUS	
Adults	32,165
Children	16,023
Total Individuals	48,188

SINGLE ADULTS	
Men	12,246
Women	4,042
Total Single Adults	16,288

FAMILIES WITH CHILDREN	
Families	9,375
Adults	12,862
Children	16,023
Individuals	28,885

ADULT FAMILIES CENSUS	
Families	1,433
Individuals (Adults)	3,015



*Due to data conversion the average monthly census for December 2011 and January 2012 for Families with Children and Adult Families is based upon data for a partial month.