

**DAILY REPORT**

12/8/2021

(Data from Tuesday, December 07, 2021)

SINGLE ADULTS	
Drop-in Center Clients Served	452
Drop-in Center Overnight Census	117
Faith Bed Census	0
Outreach Contacts	349
Outreach Placements	13
Safe Haven Utilization	1132
Veterans In Short-term Housing	165
Criminal Justice Short-term Housing	109

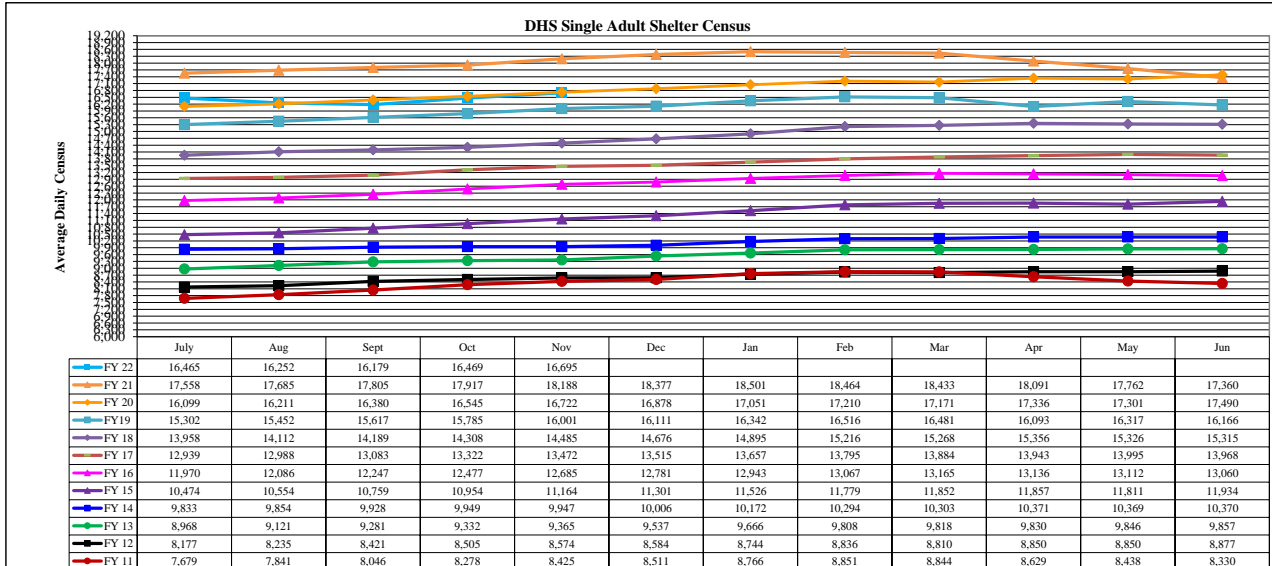
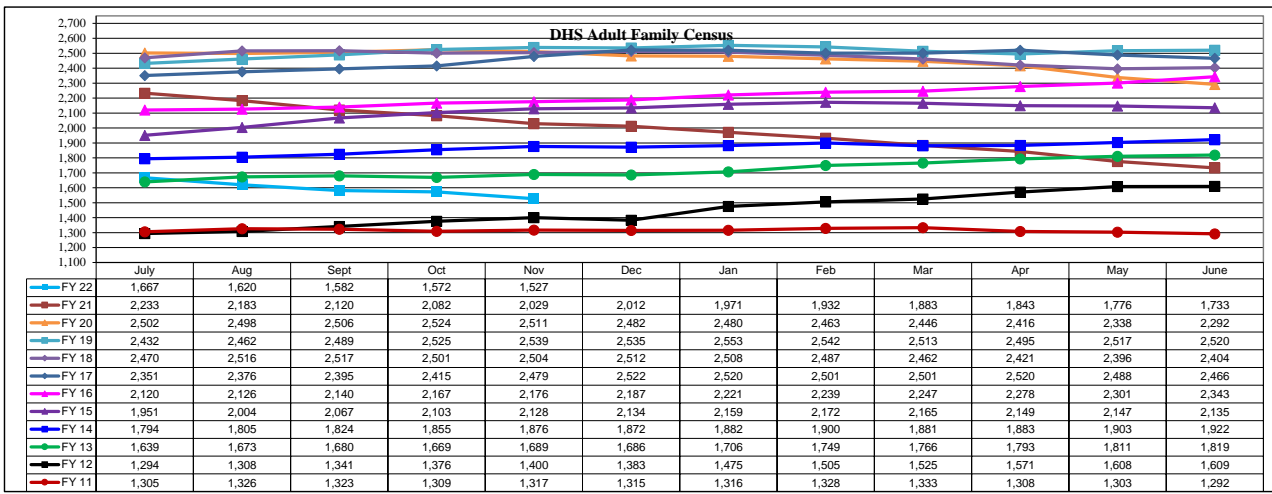
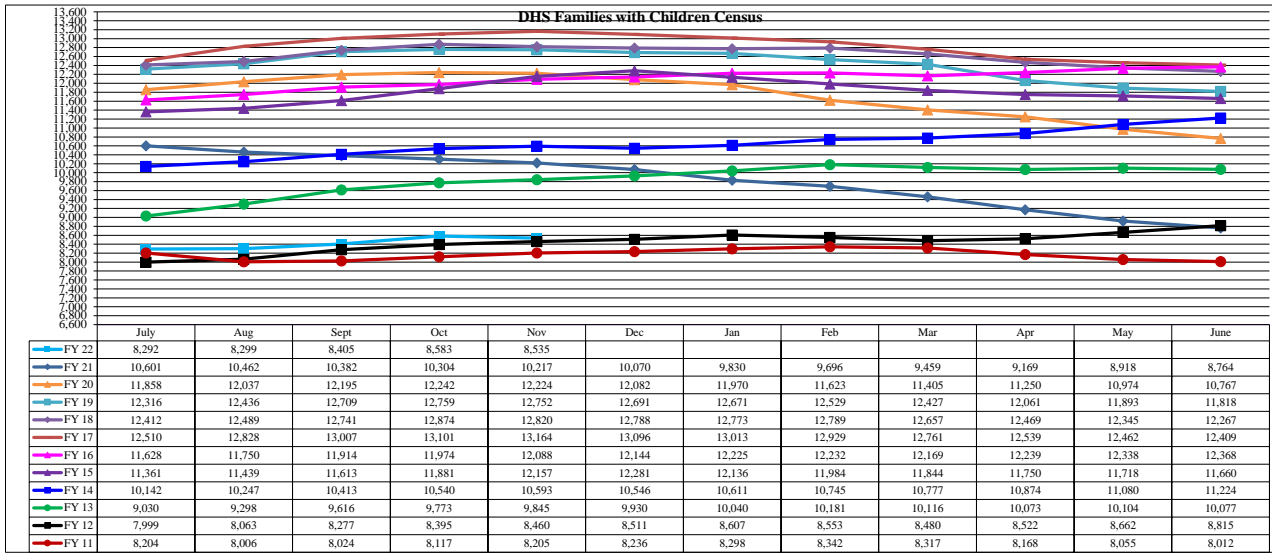
FAMILY INTAKE	
Families Requesting Temporary Housing at PATH	109
Adult Families Requesting Temporary Housing at AFIC	19
Families Placed in Overnight Accommodations	0
Families w/children at PATH Overnight (pre 10PM)	0

TOTAL SHELTER CENSUS	
Adults	31,007
Children	14,773
<b>Total Individuals</b>	<b>45,780</b>

SINGLE ADULTS	
Men	12,545
Women	4,169
<b>Total Single Adults</b>	<b>16,714</b>

FAMILIES WITH CHILDREN	
<b>Families</b>	8,500
Adults	11,168
Children	14,773
<b>Individuals</b>	<b>25,941</b>

ADULT FAMILIES CENSUS	
<b>Families</b>	1,491
<b>Individuals (Adults)</b>	<b>3,125</b>



\*Due to data conversion the average monthly census for December 2011 and January 2012 for Families with Children and Adult Family is based upon data for a partial month.