

**DAILY REPORT**

11/7/2022

(Data from Sunday, November 06, 2022)

| SINGLE ADULTS  |      |
|--|------|
| Drop-in Center Clients Served  | 539  |
| Drop-in Center Overnight Census  | 123  |
| Faith Bed Census   | 16   |
| Outreach Contacts  | 262  |
| Outreach Placements  | 12   |
| Safe Haven Utilization   | 1501 |
| Veterans In Short-term Housing   | 192  |
| Criminal Justice Short-term Housing (Note:<br>This count is also included in the <b>TOTAL SHELTER CENSUS</b> ) | 166  |

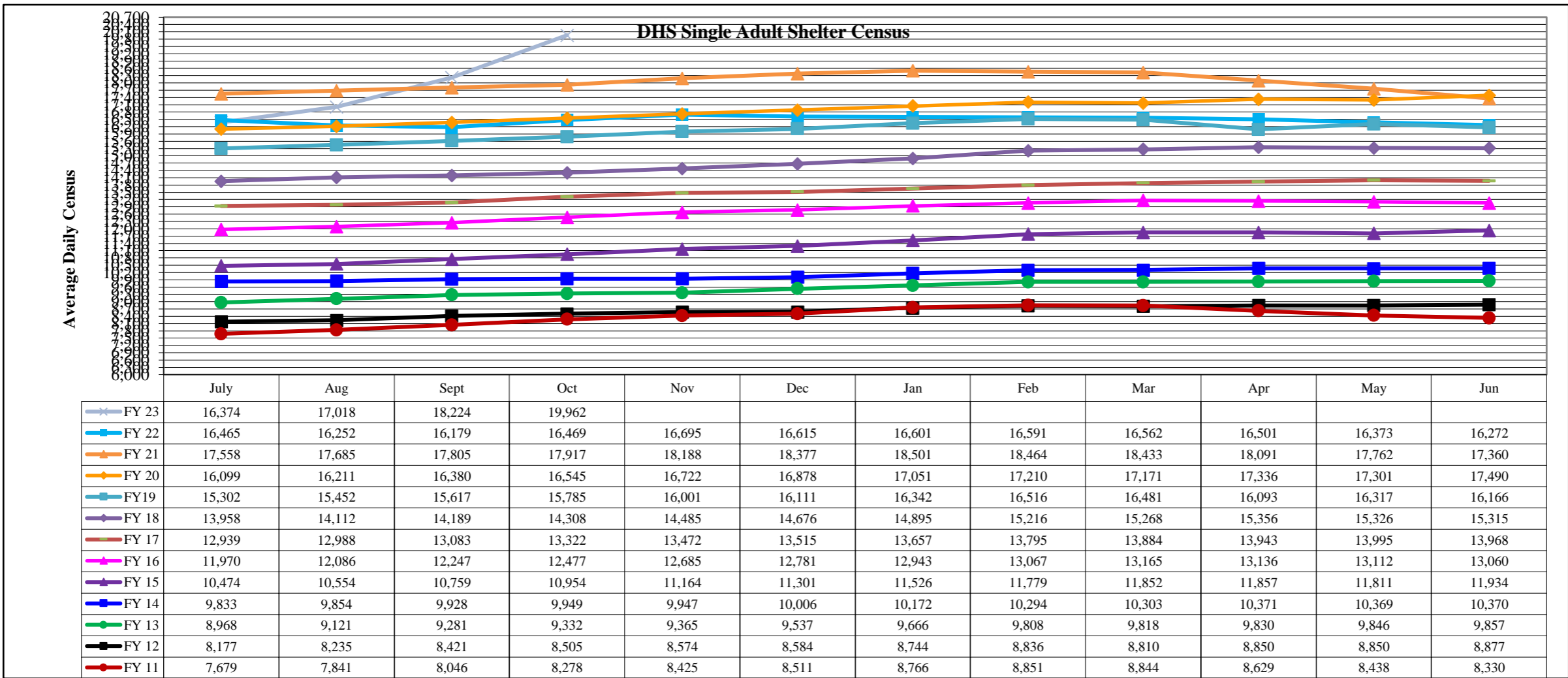
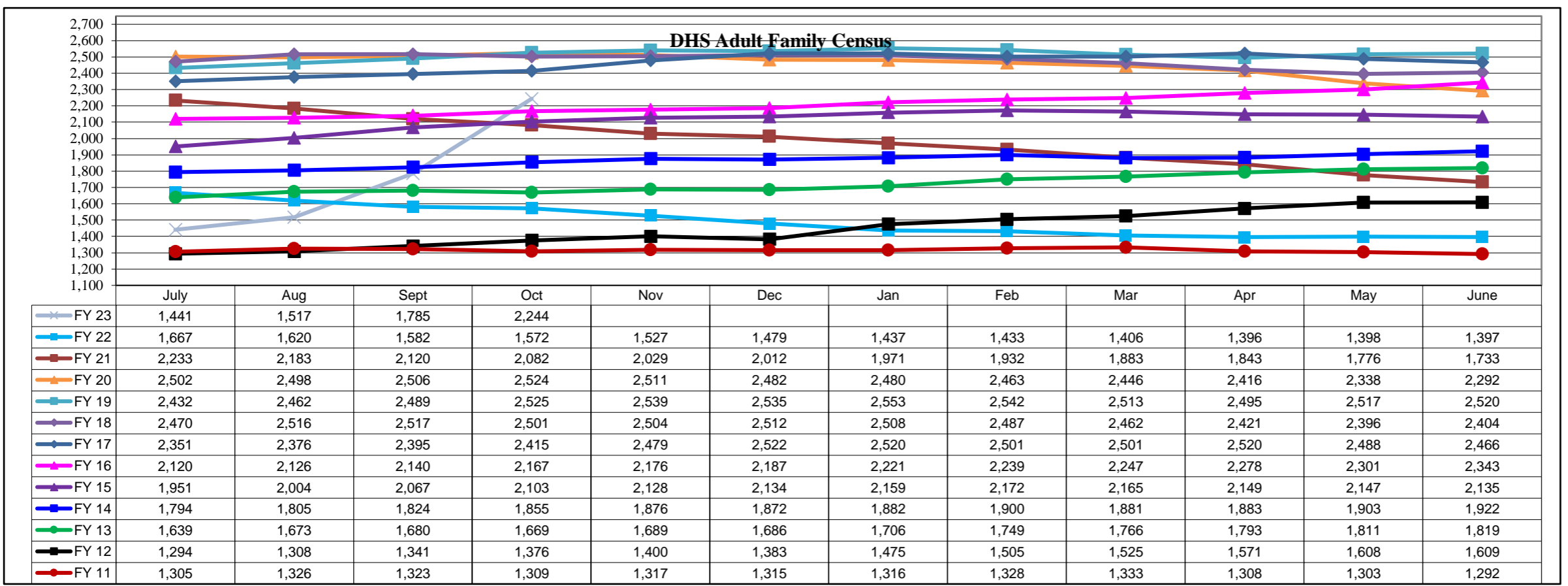
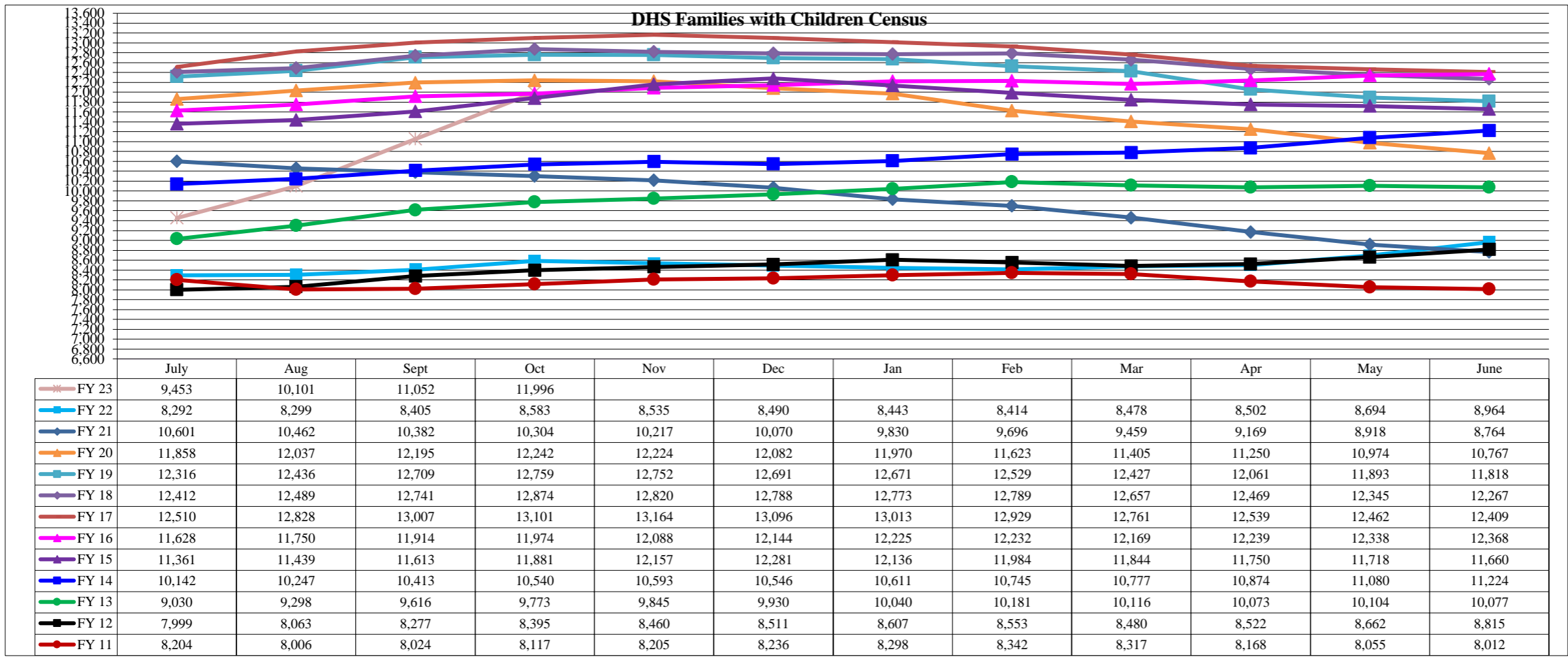
| FAMILY INTAKE                                       |    |
|---|----|
| Families Requesting Temporary Housing at PATH       | 77 |
| Adult Families Requesting Temporary Housing at AFIC | 32 |
| Families Placed in Overnight Accommodations         | 0  |
| Families w/children at PATH Overnight (pre 10PM)    | 0  |

| TOTAL SHELTER CENSUS     |               |
|--------------------------|---------------|
| Adults                   | 42,866        |
| Children                 | 20,585        |
| <b>Total Individuals</b> | <b>63,451</b> |

| SINGLE ADULTS              |               |
|----------------------------|---------------|
| Men                        | 15,610        |
| Women                      | 4,392         |
| <b>Total Single Adults</b> | <b>20,002</b> |

| FAMILIES WITH CHILDREN |               |
|------------------------|---------------|
| <b>Families</b>        | 12,106        |
| Adults                 | 17,919        |
| Children               | 20,585        |
| <b>Individuals</b>     | <b>38,504</b> |

| ADULT FAMILIES CENSUS       |              |
|-----------------------------|--------------|
| <b>Families</b>             | 2,335        |
| <b>Individuals (Adults)</b> | <b>4,945</b> |



\*Due to data conversion the average monthly census for December 2011 and January 2012 for Families with Children and Adult Families is based upon data for a partial month.