

**DAILY REPORT**

10/14/2022

(Data from Thursday, October 13, 2022)

SINGLE ADULTS	
Drop-in Center Clients Served	534
Drop-in Center Overnight Census	203
Faith Bed Census	18
Outreach Contacts	294
Outreach Placements	24
Safe Haven Utilization	1499
Veterans In Short-term Housing	198
Criminal Justice Short-term Housing (Note: This count is also included in the <b>TOTAL SHELTER CENSUS</b> )	190

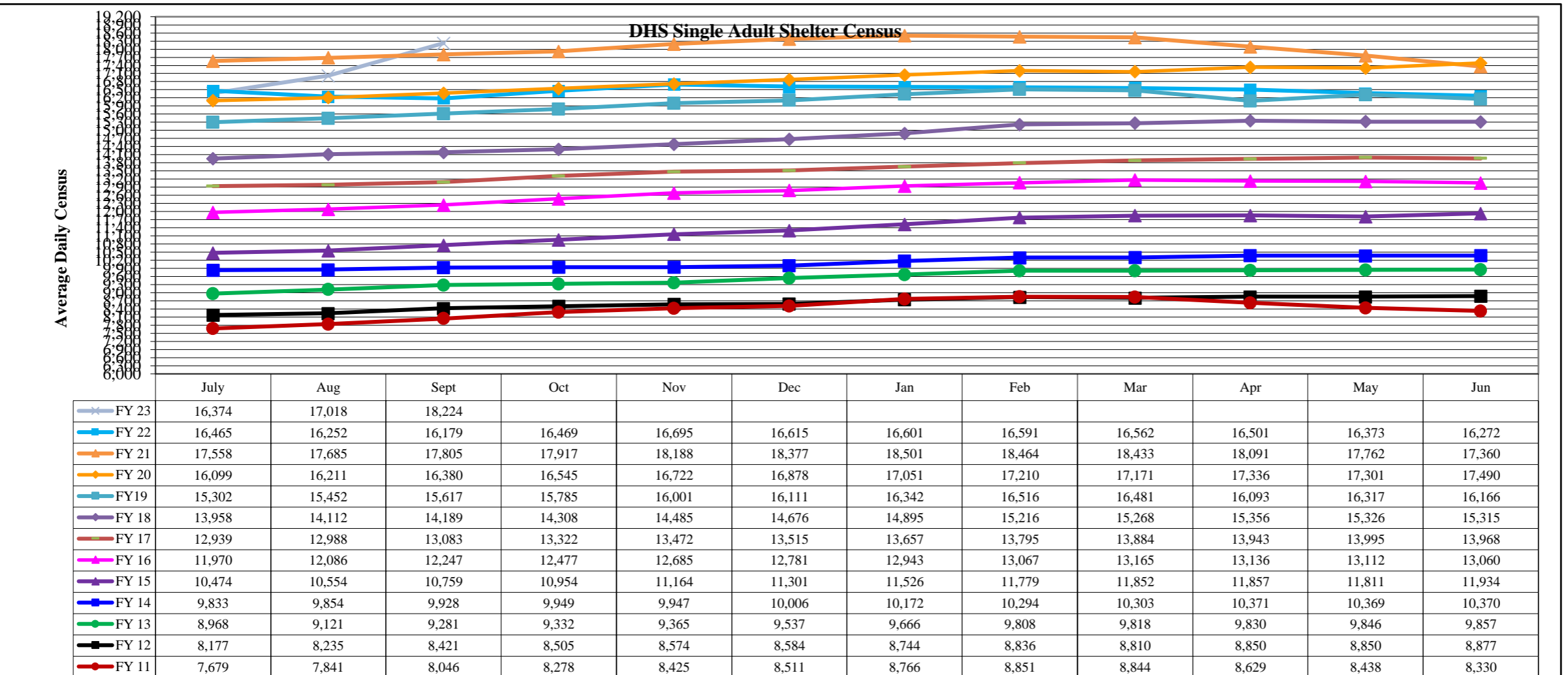
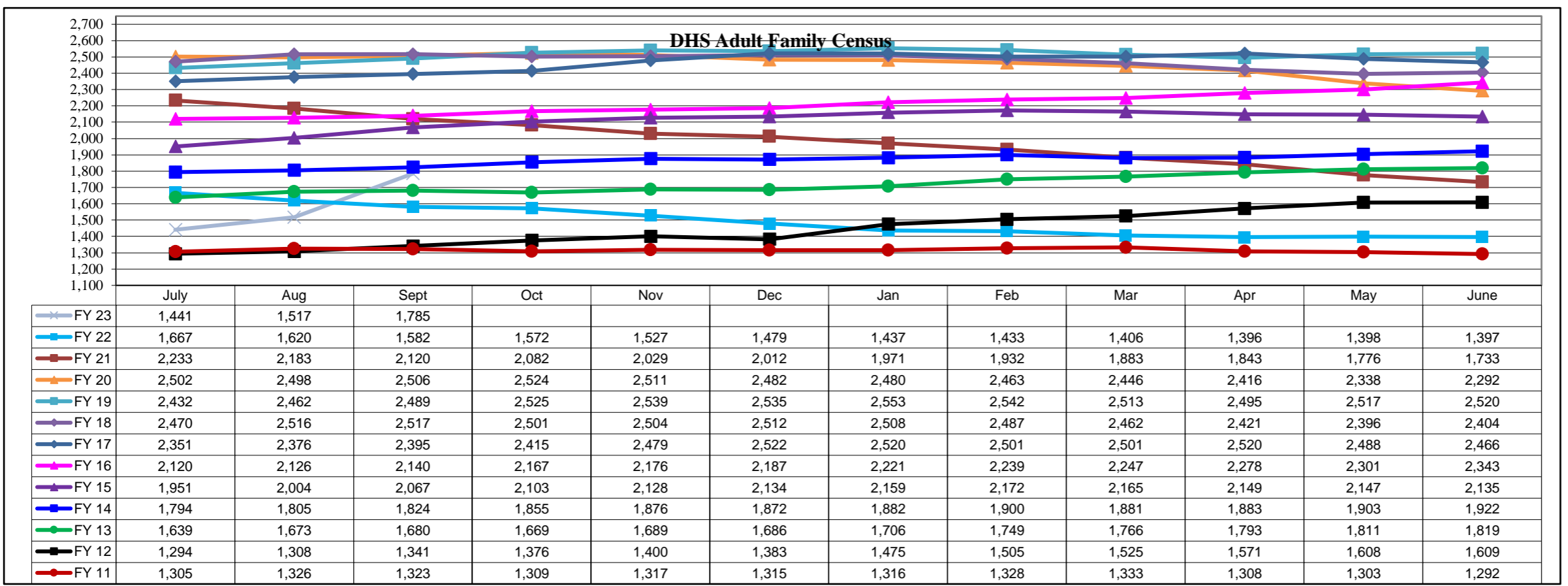
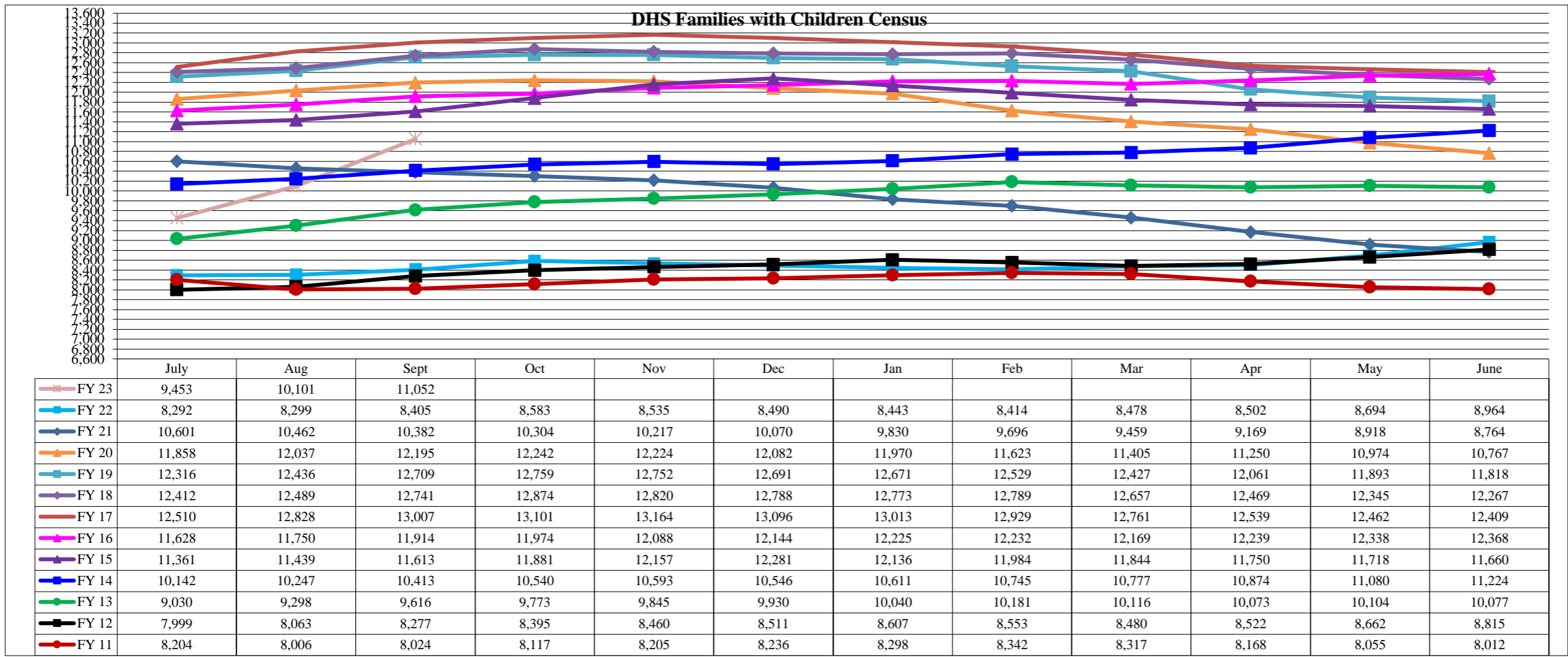
FAMILY INTAKE	
Families Requesting Temporary Housing at PATH	121
Adult Families Requesting Temporary Housing at AFIC	26
Families Placed in Overnight Accommodations	0
Families w/children at PATH Overnight (pre 10PM)	0

TOTAL SHELTER CENSUS	
Adults	42,530
Children	20,442
<b>Total Individuals</b>	<b>62,972</b>

SINGLE ADULTS	
Men	15,689
Women	4,411
<b>Total Single Adults</b>	<b>20,100</b>

FAMILIES WITH CHILDREN	
<b>Families</b>	12,046
Adults	17,724
Children	20,442
<b>Individuals</b>	<b>38,166</b>

ADULT FAMILIES CENSUS	
<b>Families</b>	2,217
<b>Individuals (Adults)</b>	<b>4,706</b>



\*Due to data conversion the average monthly census for December 2011 and January 2012 for Families with Children and Adult Families is based upon data for a partial month.