

**DAILY REPORT**

7/13/2021

(Data from Monday, July 12, 2021)

SINGLE ADULTS	
Drop-in Center Clients Served	413
Drop-in Center Overnight Census	126
Faith Bed Census	26
Outreach Contacts	246
Outreach Placements	6
Safe Haven Utilization	1027
Veterans In Short-term Housing	184
Criminal Justice Short-term Housing	113

(5 of 6 sites reported)  
 (5 of 6 sites reported)  
 (5 of 6 sites reported)

FAMILY INTAKE	
Families Requesting Temporary Housing at PATH	143
Adult Families Requesting Temporary Housing at AFIC	9
Families Placed in Overnight Accommodations	0
Families w/children at PATH Overnight (pre 10PM)	0

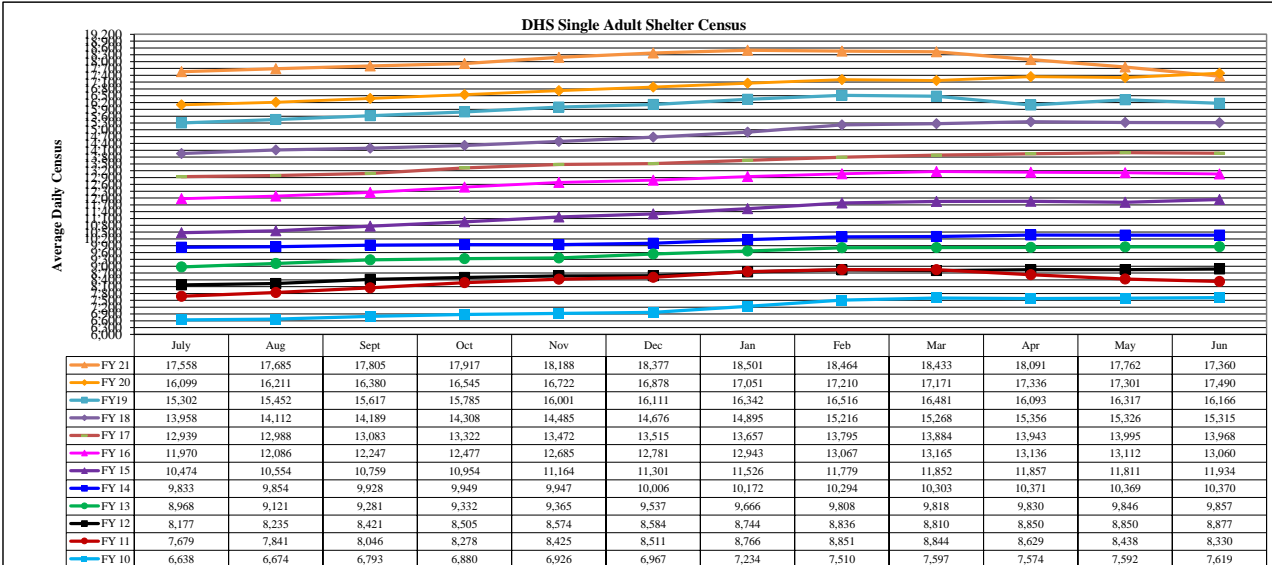
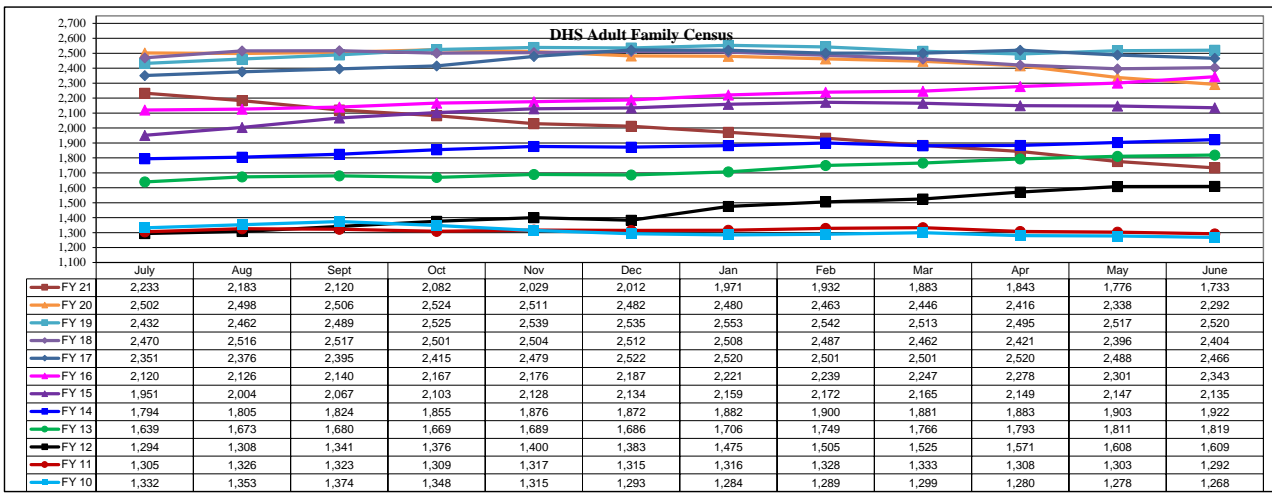
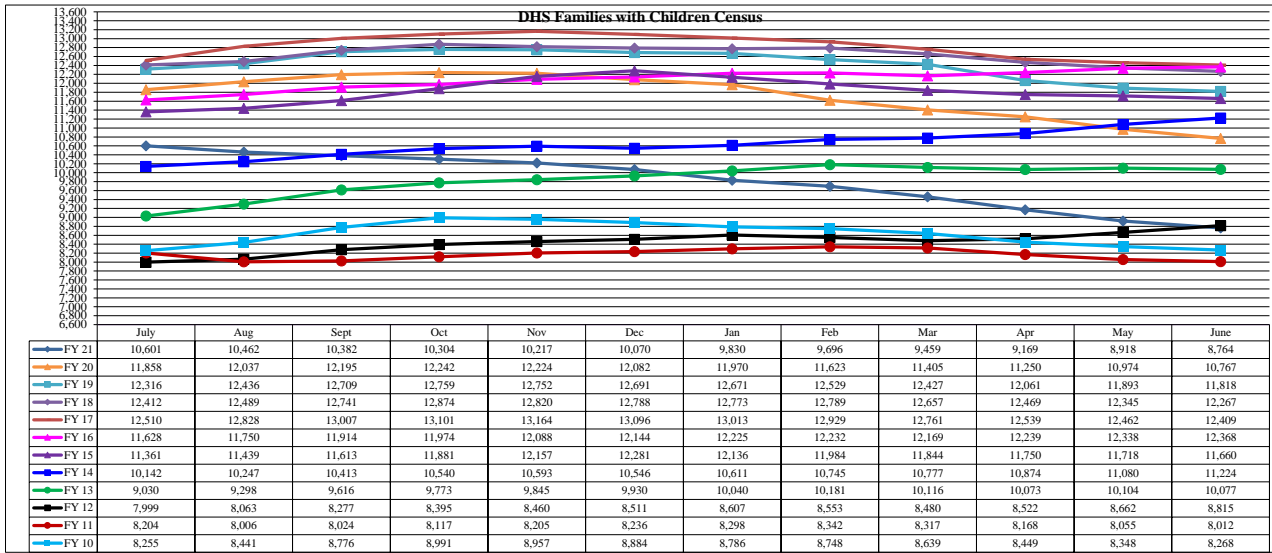
TOTAL SHELTER CENSUS	
Adults	30,468
Children	14,538
<b>Total Individuals</b>	<b>45,006</b>

SINGLE ADULTS	
Men	12,414
Women	3,562
<b>Total Single Adults</b>	<b>15,976</b>

FAMILIES WITH CHILDREN	
<b>Families</b>	8,282
Adults	10,930
Children	14,538
<b>Individuals</b>	<b>25,468</b>

ADULT FAMILIES CENSUS	
<b>Families</b>	1,691
<b>Individuals (Adults)</b>	<b>3,562</b>

x



\*Due to data conversion the average monthly census for December 2011 and January 2012 for Families with Children and Adult Families is based upon data for a partial month.