

DAILY REPORT

11/27/2020

(Data from Thursday, November 26, 2020)

Thanksgiving Day

SINGLE ADULTS	
Drop-in Center Clients Served	155
Drop-in Center Overnight Census	39
Faith Bed Census	43
Outreach Contacts	93
Outreach Placements	11
Safe Haven Utilization	1109
Veterans In Short-term Housing	220
Criminal Justice Short-term Housing	110

Incomplete (2/6)
 Incomplete (2/6)
 Incomplete (2/6)

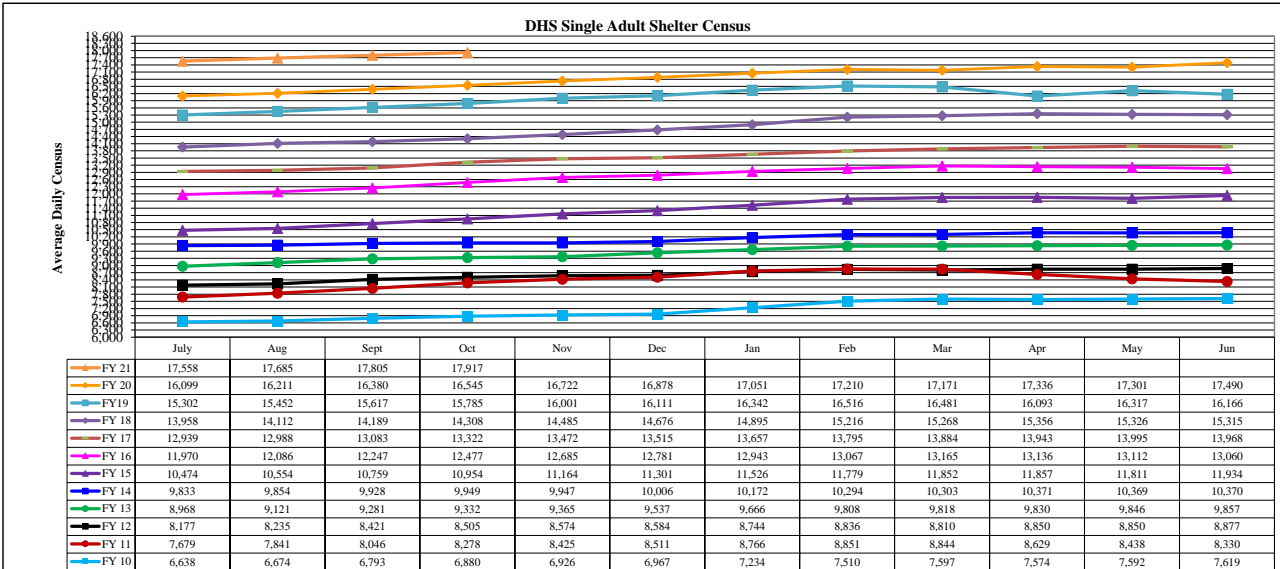
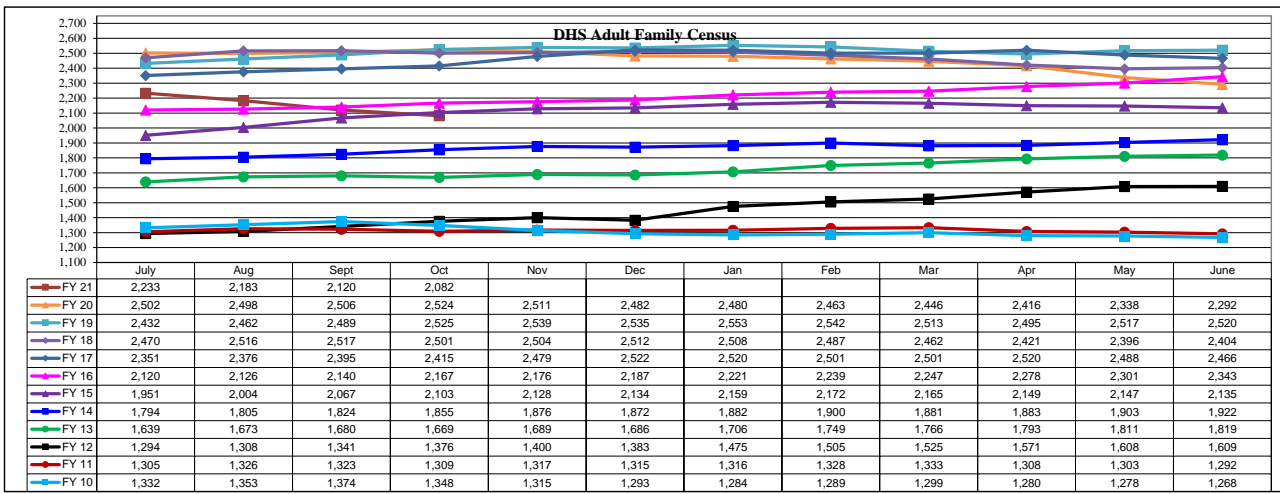
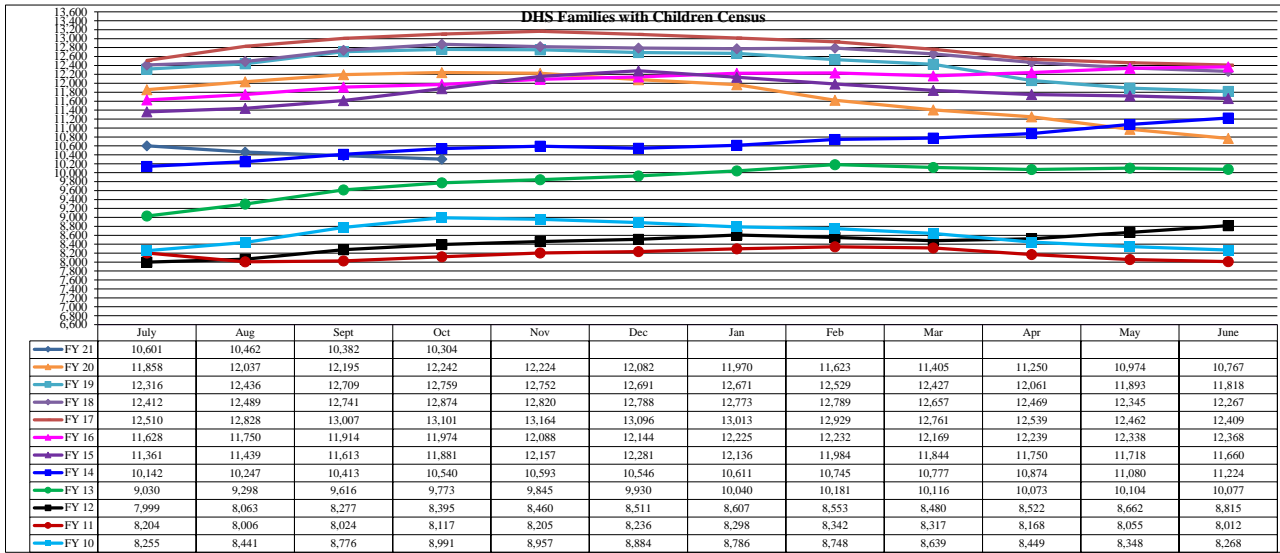
FAMILY INTAKE	
Families Requesting Temporary Housing at PATH	14
Adult Families Requesting Temporary Housing at AFIC	0
Families Placed in Overnight Accommodations	0
Families w/children at PATH Overnight (pre 10PM)	0

TOTAL SHELTER CENSUS	
Adults	35,829
Children	17,914
Total Individuals	53,743

SINGLE ADULTS	
Men	13,628
Women	4,487
Total Single Adults	18,115

FAMILIES WITH CHILDREN CENSUS	
Families	10,218
Adults	13,437
Children	17,914
Individuals	31,351

ADULT FAMILIES CENSUS	
Families	2,025
Individuals (Adults)	4,277



*Due to data conversion the average monthly census for December 2011 and January 2012 for Families with Children and Adult Families is based upon data for a partial month.