

DAILY REPORT

4/2/2020

(Data from Wednesday, April 01, 2020)

SINGLE ADULTS	
Drop-in Center Clients Served	389
Drop-in Center Overnight Census	153
Faith Bed Census	40
Outreach Contacts	283
Outreach Placements	26
Safe Haven Utilization	1055
Veterans In Short-term Housing	246
Criminal Justice Short-term Housing	216

Incomplete (3)
 Incomplete (3)
 Incomplete (3)

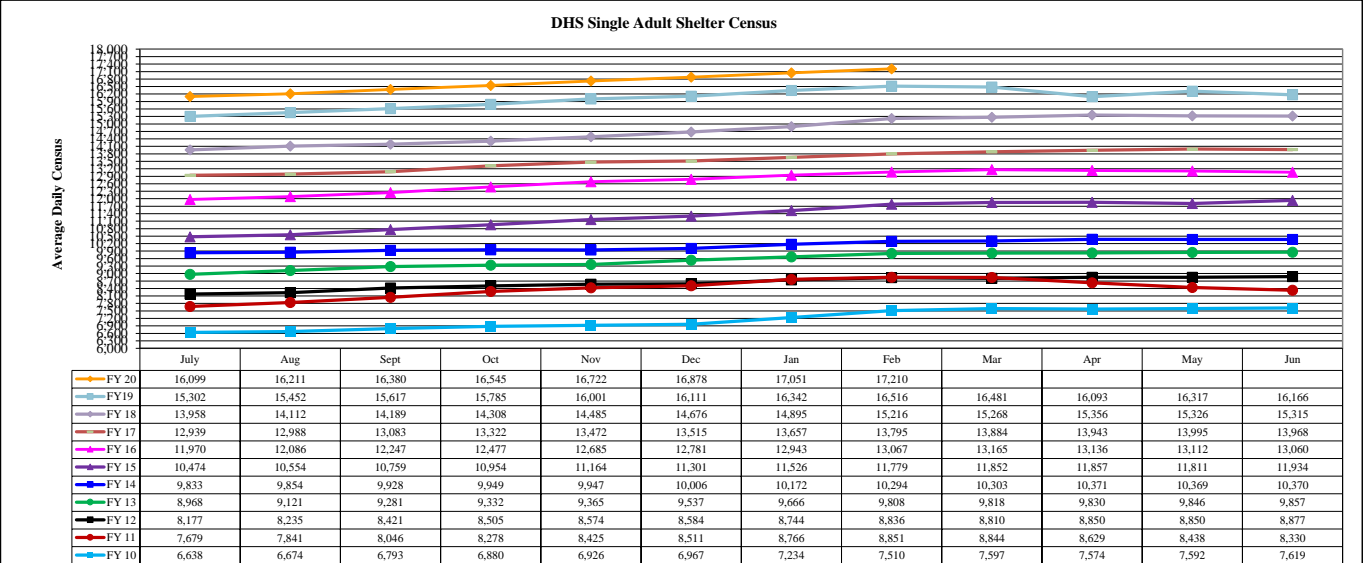
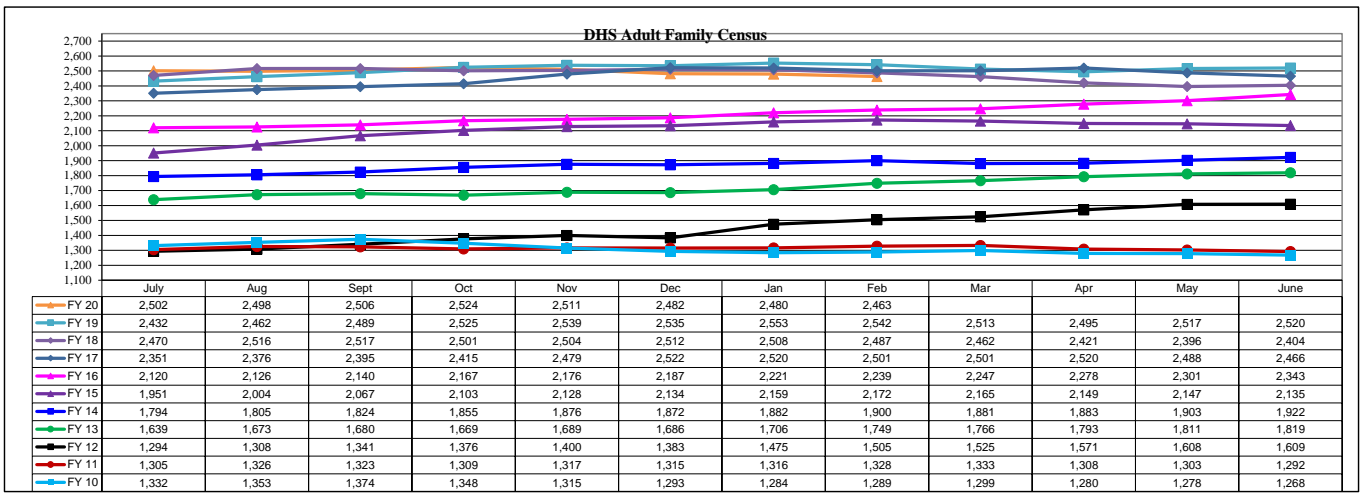
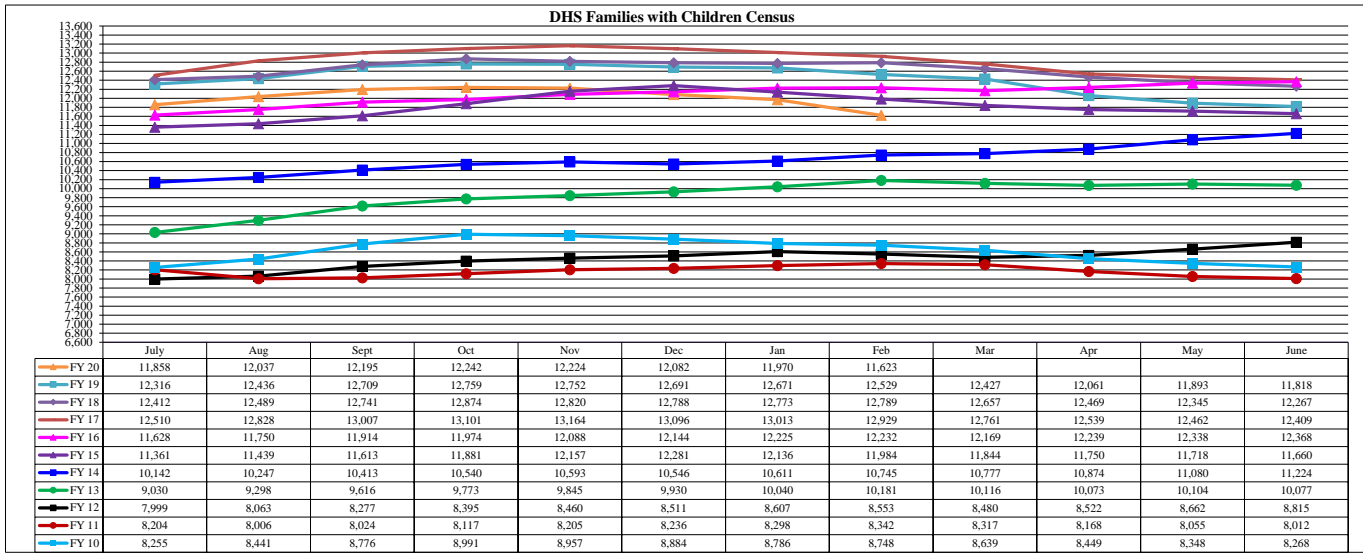
FAMILY INTAKE	
Families Requesting Temporary Housing at PATH	43
Adult Families Requesting Temporary Housing at AFIC	16
Families Placed in Overnight Accommodations	0
Families w/children at PATH Overnight (pre 10PM)	0

TOTAL SHELTER CENSUS	
Adults	37,728
Children	20,330
Total Individuals	58,058

SINGLE ADULT SHELTER CENSUS	
Men	12,659
Women	4,617
Total Single Adults	17,276

FAMILIES WITH CHILDREN CENSUS	
Families	11,436
Adults	15,301
Children	20,330
Individuals	35,631

ADULT FAMILIES CENSUS	
Families	2,446
Individuals (Adults)	5,151



*Due to data conversion the average monthly census for December 2011 and January 2012 for Families with Children and Adult Families is based upon data for a partial month.