

DAILY REPORT

11/19/20

(Data from Wednesday, November 18, 2020)

Code Blue

SINGLE ADULTS	
Drop-in Center Clients Served	480
Drop-in Center Overnight Census	197
Faith Bed Census	46
Outreach Contacts	78
Outreach Placements	20
Safe Haven Utilization	1099
Veterans In Short-term Housing	231
Criminal Justice Short-term Housing	121

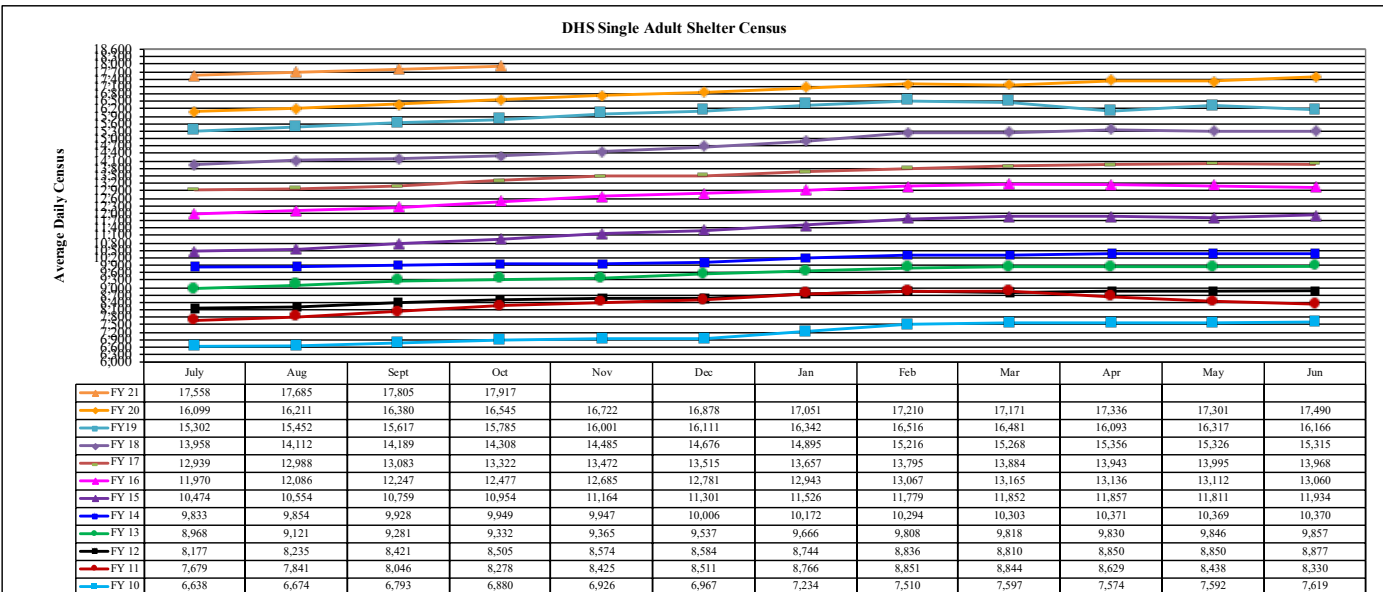
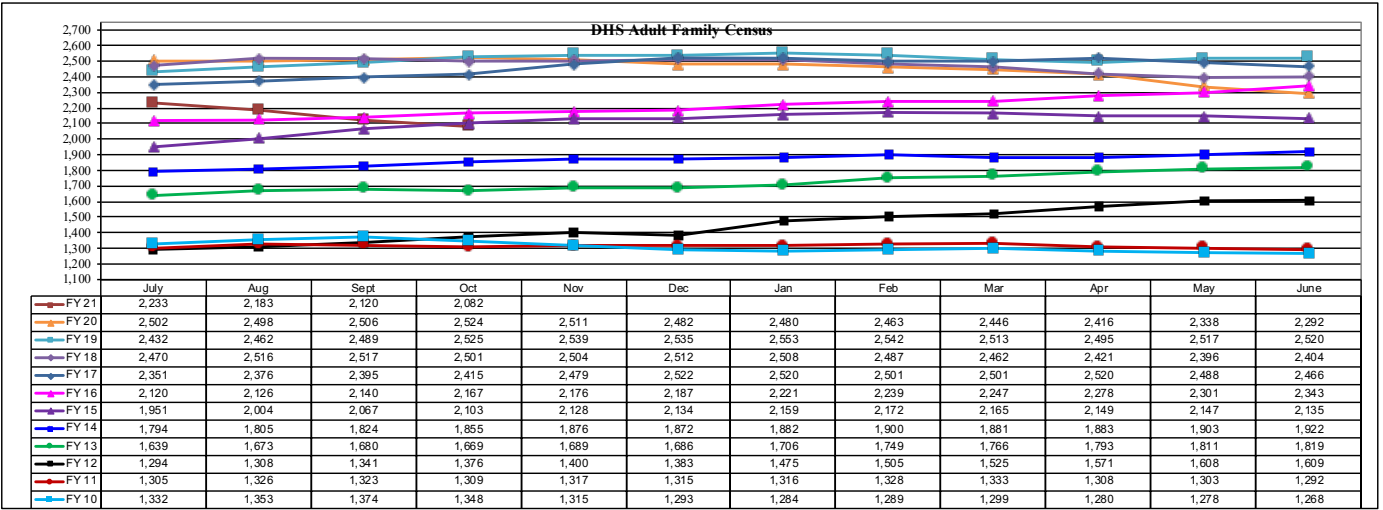
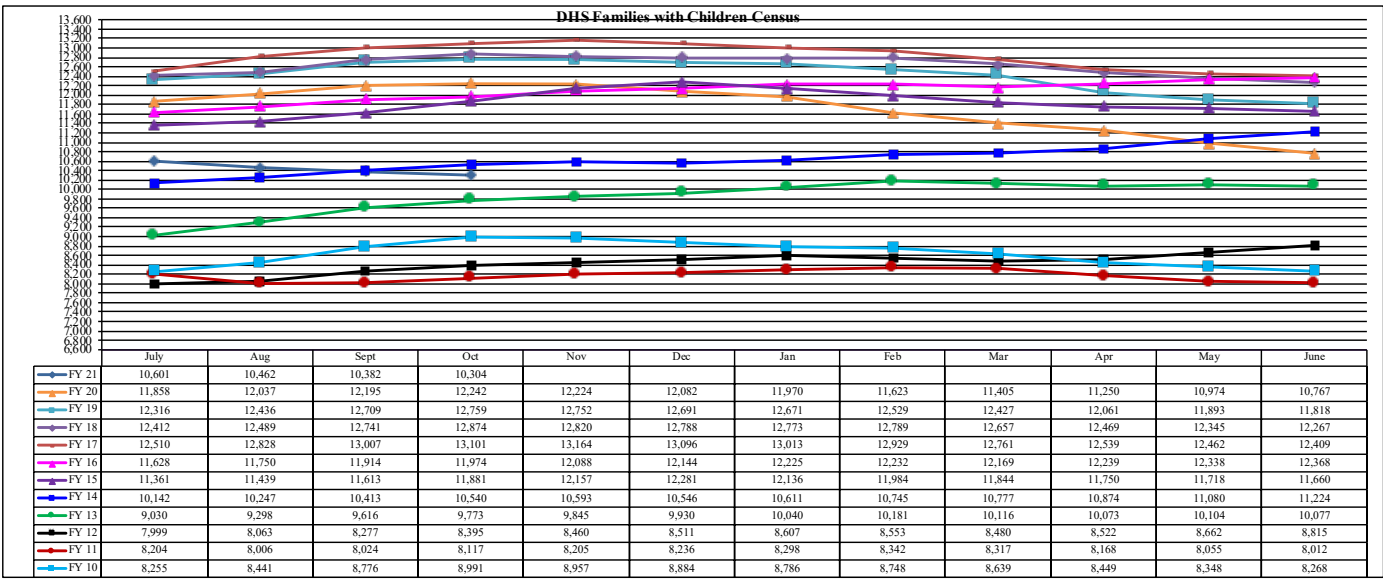
FAMILY INTAKE	
Families Requesting Temporary Housing at PATH	116
Adult Families Requesting Temporary Housing at AFIC	17
Families Placed in Overnight Accommodations	0
Families w/children at PATH Overnight (pre 10PM)	0

TOTAL SHELTER CENSUS	
Adults	36,005
Children	17,958
Total Individuals	53,963

SINGLE ADULTS	
Men	13,744
Women	4,562
Total Single Adults	18,306

FAMILIES WITH CHILDREN CENSUS	
Families	10,196
Adults	13,417
Children	17,958
Individuals	31,375

ADULT FAMILIES CENSUS	
Families	2,027
Individuals (Adults)	4,282



*Due to data conversion the average monthly census for December 2011 and January 2012 for Families with Children and Adult Families is based upon data for a partial month.