

DAILY REPORT

10/21/2021

(Data from Wednesday, October 20, 2021)

SINGLE ADULTS	
Drop-in Center Clients Served	454
Drop-in Center Overnight Census	150
Faith Bed Census	21
Outreach Contacts	257
Outreach Placements	7
Safe Haven Utilization	1085
Veterans In Short-term Housing	132
Criminal Justice Short-term Housing	109

FAMILY INTAKE	
Families Requesting Temporary Housing at PATH	148
Adult Families Requesting Temporary Housing at AFIC	14
Families Placed in Overnight Accommodations	0
Families w/children at PATH Overnight (pre 10PM)	0

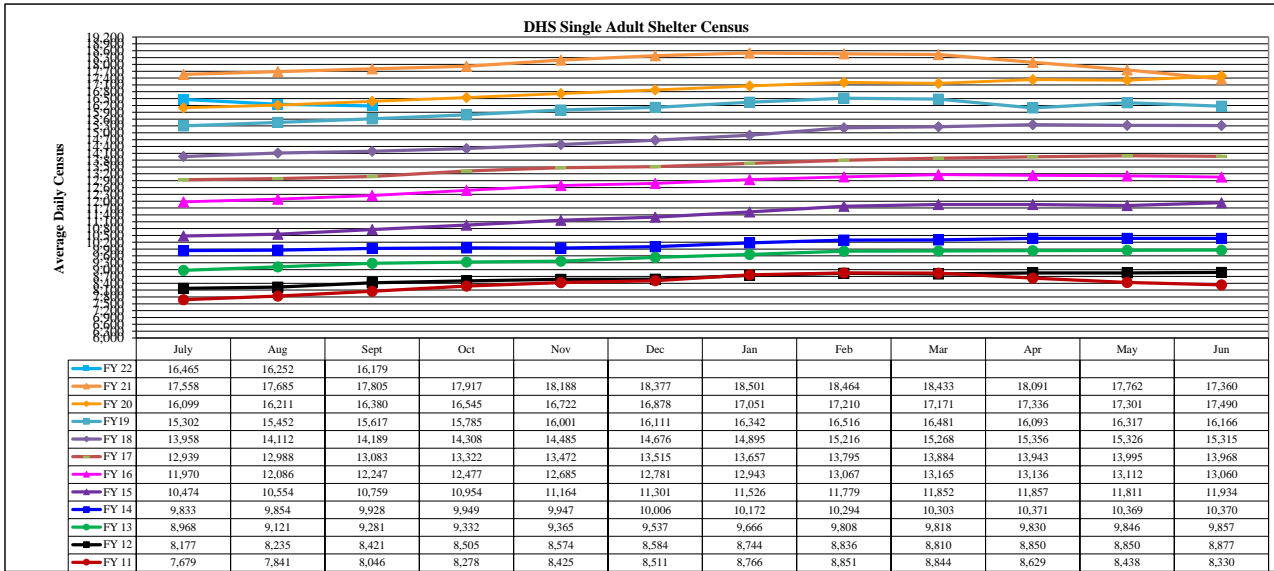
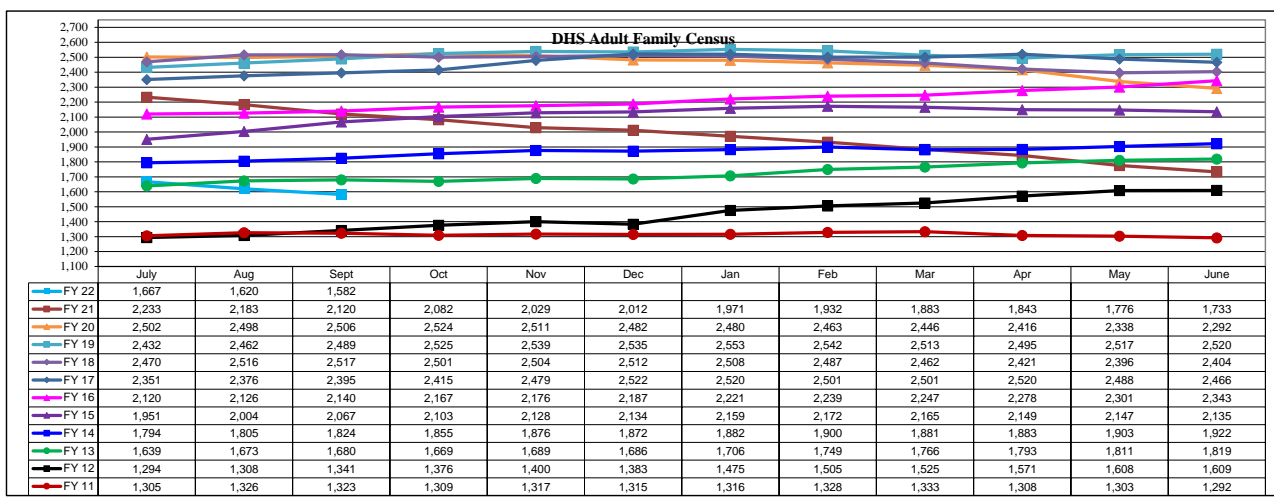
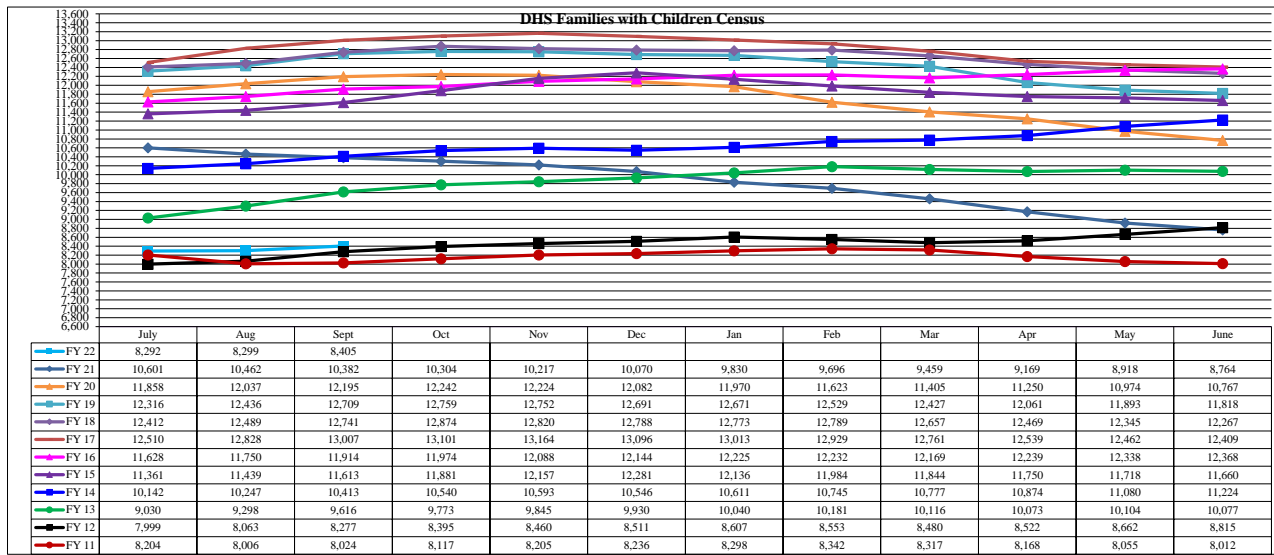
TOTAL SHELTER CENSUS	
Adults	31,087
Children	14,930
Total Individuals	46,017

SINGLE ADULTS	
Men	12,379
Women	4,135
Total Single Adults	16,514

FAMILIES WITH CHILDREN	
Families	8,604
Adults	11,275
Children	14,930
Individuals	26,205

ADULT FAMILIES CENSUS	
Families	1,575
Individuals (Adults)	3,298

x



*Due to data conversion the average monthly census for December 2011 and January 2012 for Families with Children and Adult Families is based upon data for a partial month.