

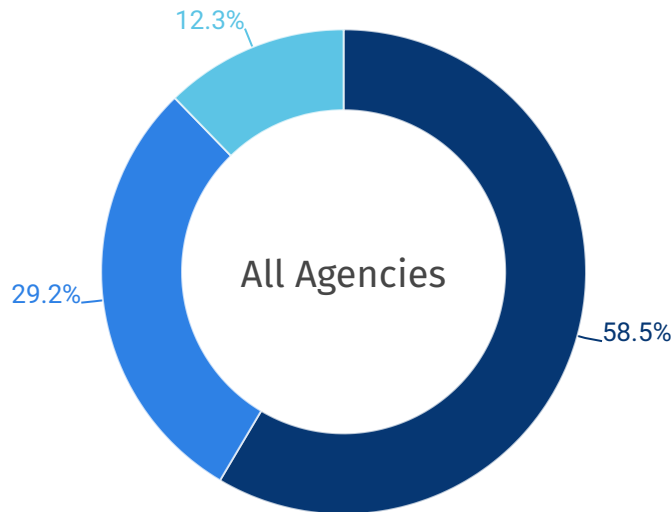
# How Much Did New York City Pay to Nonprofit Cultural Organizations in 2022?

New York City is known globally for its arts and culture, and for its public sector commitment to the arts world. The city is frequently asked about its total spending on arts and culture, and often the focus is on the Department of Cultural Affairs (DCLA) budget and the city’s support for public libraries. Like many funders in the cultural arena, DCLA pays arts and cultural nonprofits (collectively “cultural nonprofits”) mainly through grants and subsidies.

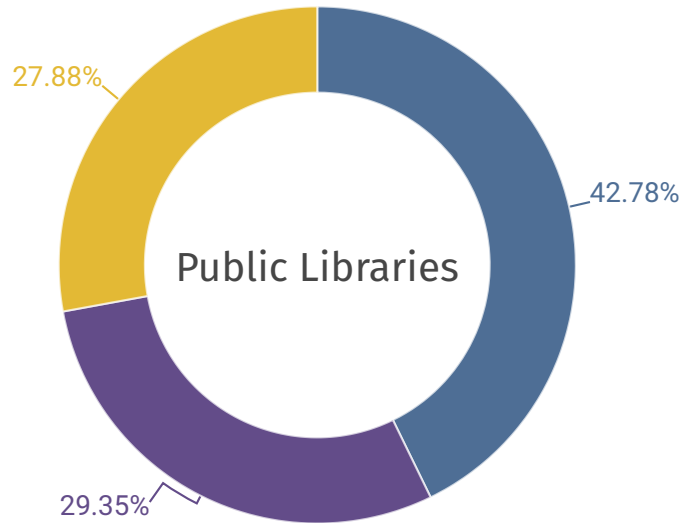
IBO has focused on a less evident support for the arts and culture sector—cultural nonprofits are also paid by a wide array of city agencies as a contracted vendor through the city’s procurement process to provide goods or services. IBO identified \$89 million paid by other city agencies for goods and services procured from cultural nonprofits, separate from the \$638 million distributed by DCLA or paid to the public libraries. The chart below compares payments made by other city agencies to spending by DCLA and the libraries, including which other agencies paid the most to cultural nonprofits in 2022.

## City Payments to Cultural Nonprofits by City Agency

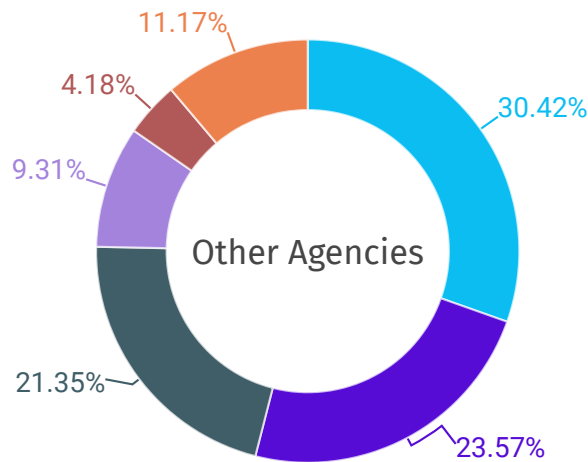
● Public Libraries ● Department of Cultural Affairs ● Other City Agencies



● New York Public Library ● Brooklyn Public Library ● Queens Public Library



● Department of Education ● Department of Youth and Community Development  
 ● Department of Parks and Recreation  
 ● Department of Information Technology and Telecommunications ● Department of Social Services  
 ● All Others



SOURCE: IBO analysis of data from the New York City Financial Management System, Internal Revenue Service Exempt Organization Business Master File, and Candid Foundation Directory Online

NOTE: "New York Public Library" includes the New York Research Libraries.

The process for identifying payments to cultural nonprofits is complex. Because the city's Financial Management System (FMS) does not specifically track whether payees are cultural nonprofits, IBO developed a matching process to capture these payments using both city and public data. For the detailed methodology, please read the methodology section of the full report. The [report](#) also presents IBO's analyses of payments to cultural nonprofits by industry and by borough or county. The underlying [data](#) (Zip file) are available on IBO's website for use by the public.

