

DAILY REPORT

6/1/2022

(Data from Tuesday, May 31, 2022)

SINGLE ADULTS	
Drop-in Center Clients Served	445
Drop-in Center Overnight Census	142
Faith Bed Census	16
Outreach Contacts	261
Outreach Placements	20
Safe Haven Utilization	1498
Veterans In Short-term Housing	184
Criminal Justice Short-term Housing	89

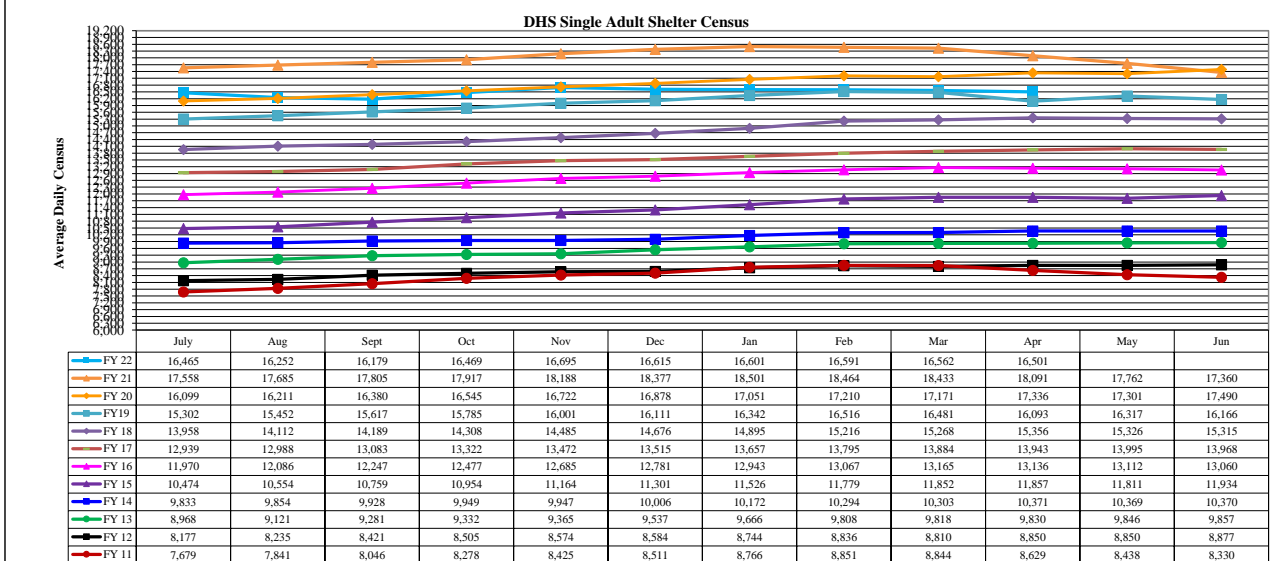
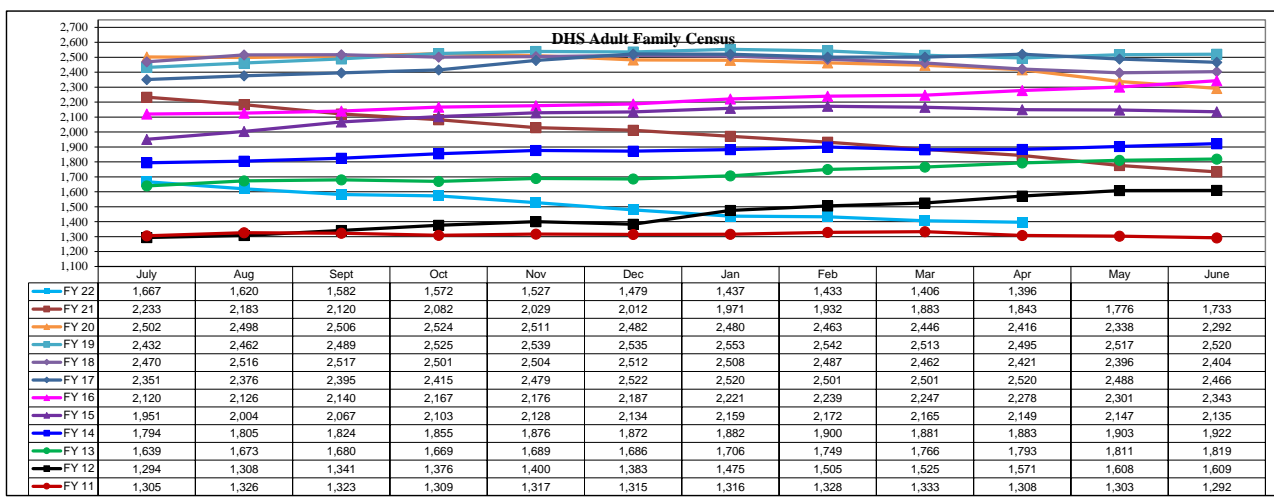
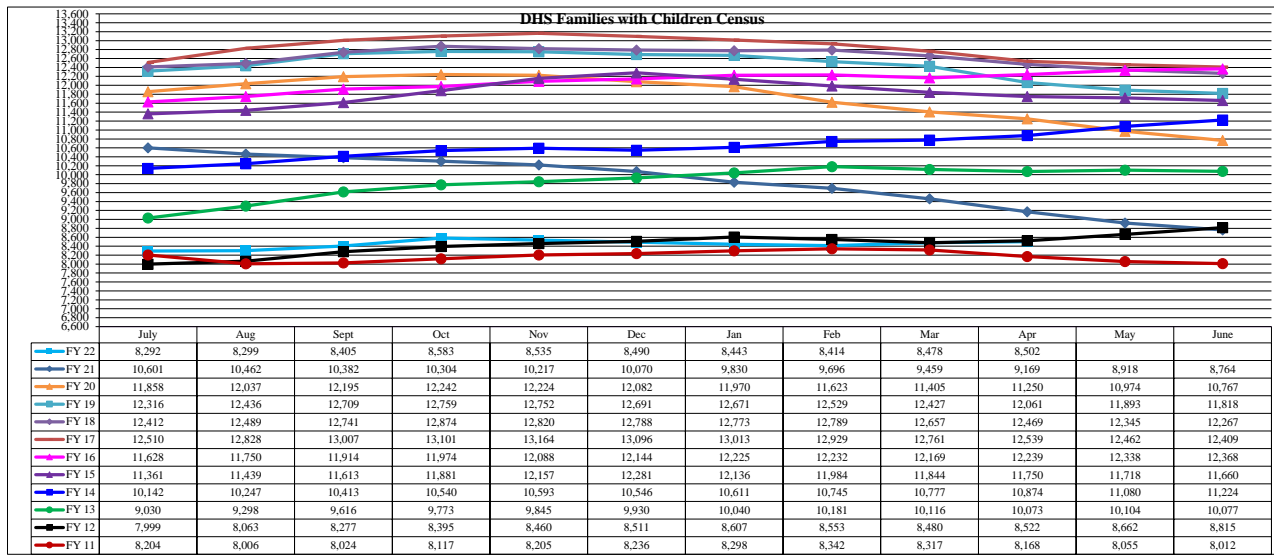
FAMILY INTAKE	
Families Requesting Temporary Housing at PATH	104
Adult Families Requesting Temporary Housing at AFIC	19
Families Placed in Overnight Accommodations	0
Families w/children at PATH Overnight (pre 10PM)	0

TOTAL SHELTER CENSUS	
Adults	31,065
Children	14,988
Total Individuals	46,053

SINGLE ADULTS	
Men	12,282
Women	4,045
Total Single Adults	16,327

FAMILIES WITH CHILDREN	
Families	8,758
Adults	11,773
Children	14,988
Individuals	26,761

ADULT FAMILIES CENSUS	
Families	1,411
Individuals (Adults)	2,965



*Due to data conversion the average monthly census for December 2011 and January 2012 for Families with Children and Adult Families is based upon data for a partial month.