

DAILY REPORT

12/2/2021

(Data from Wednesday, December 01, 2021)

SINGLE ADULTS	
Drop-in Center Clients Served	405
Drop-in Center Overnight Census	137
Faith Bed Census	17
Outreach Contacts	303
Outreach Placements	20
Safe Haven Utilization	1130
Veterans In Short-term Housing	161
Criminal Justice Short-term Housing	105

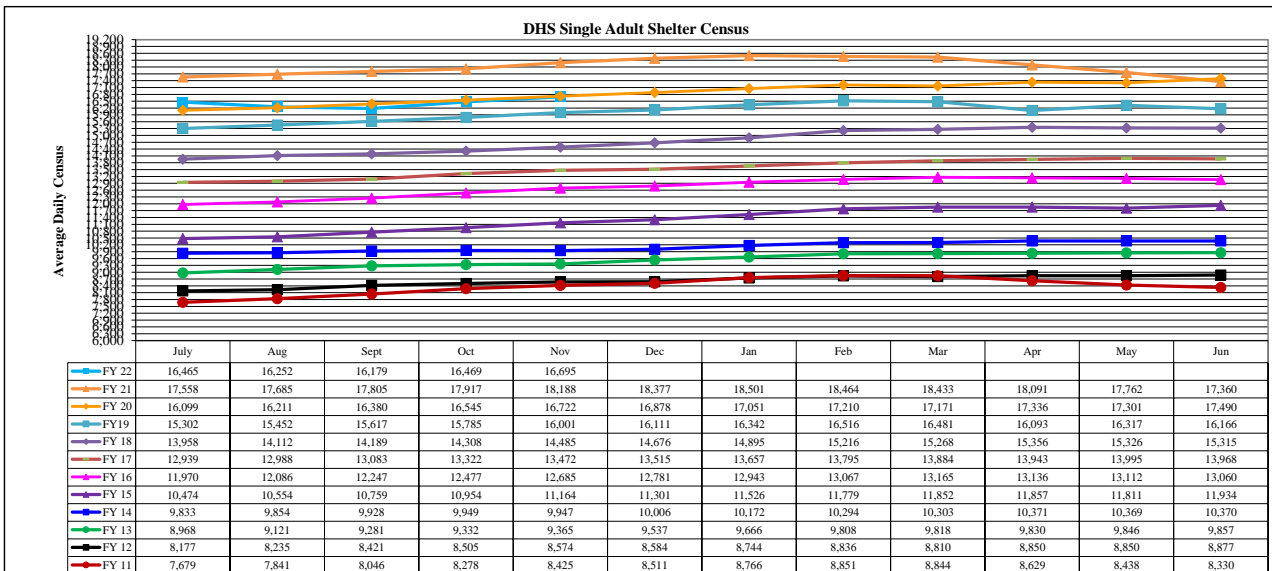
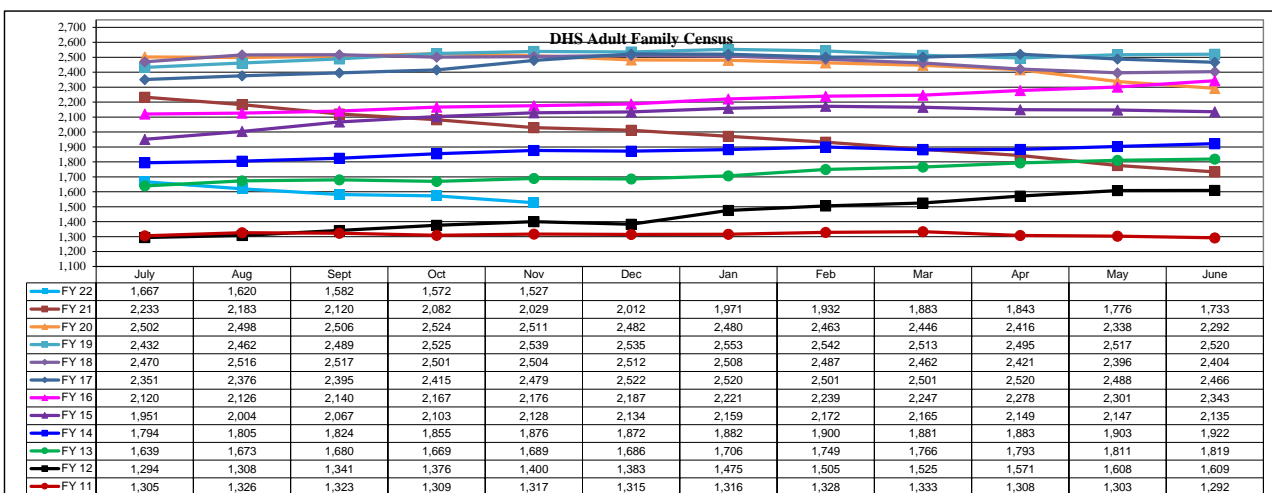
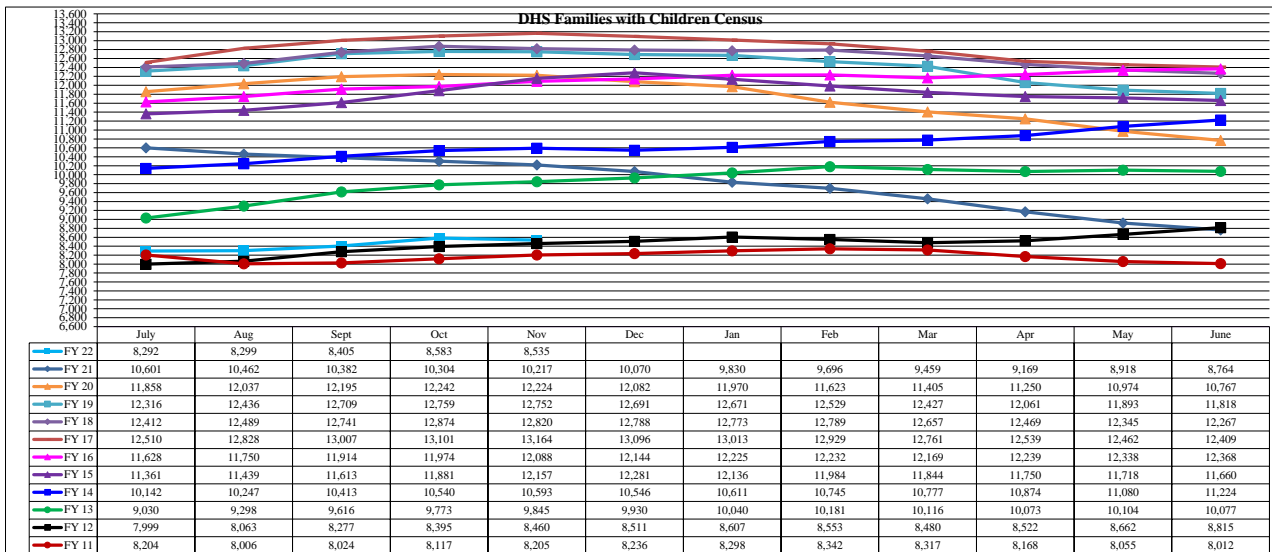
FAMILY INTAKE	
Families Requesting Temporary Housing at PATH	120
Adult Families Requesting Temporary Housing at AFIC	25
Families Placed in Overnight Accommodations	0
Families w/children at PATH Overnight (pre 10PM)	0

TOTAL SHELTER CENSUS	
Adults	31,063
Children	14,760
Total Individuals	45,823

SINGLE ADULTS	
Men	12,583
Women	4,154
Total Single Adults	16,737

FAMILIES WITH CHILDREN	
Families	8,498
Adults	11,166
Children	14,760
Individuals	25,926

ADULT FAMILIES CENSUS	
Families	1,509
Individuals (Adults)	3,160



*Due to data conversion the average monthly census for December 2011 and January 2012 for Families with Children and Adult Families is based upon data for a partial month.