

DAILY REPORT

12/14/2020

(Data from Sunday, December 13, 2020)

| SINGLE ADULTS | |
|-------------------------------------|------|
| Drop-in Center Clients Served | 388 |
| Drop-in Center Overnight Census | 138 |
| Faith Bed Census | 44 |
| Outreach Contacts | 169 |
| Outreach Placements | 5 |
| Safe Haven Utilization | 1120 |
| Veterans In Short-term Housing | 228 |
| Criminal Justice Short-term Housing | 107 |

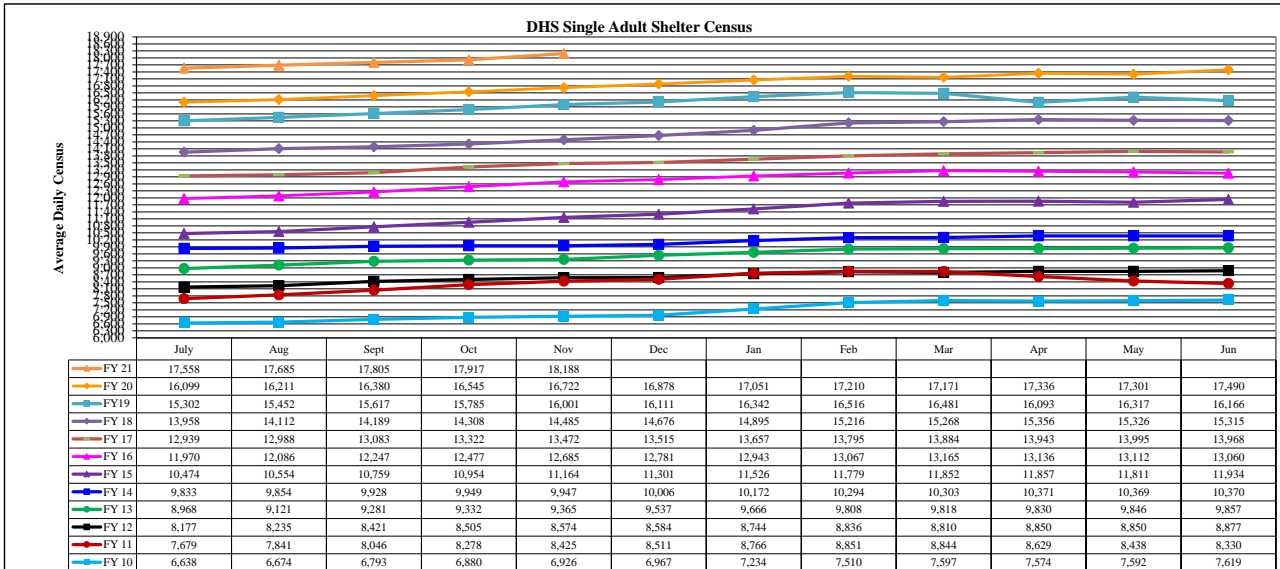
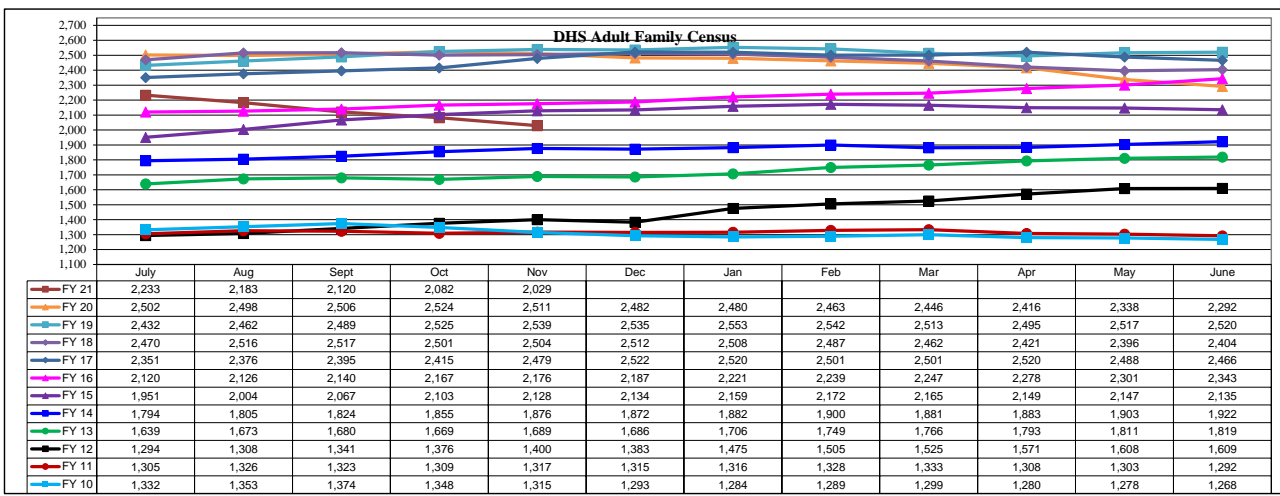
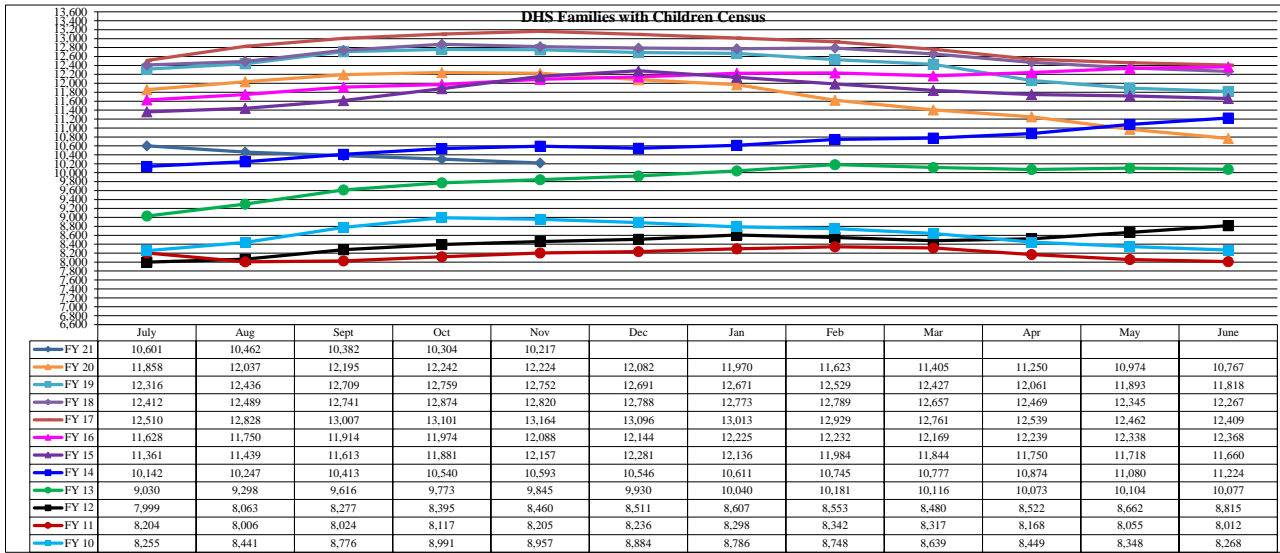
| FAMILY INTAKE | |
|---|----|
| Families Requesting Temporary Housing at PATH | 61 |
| Adult Families Requesting Temporary Housing at AFIC | 9 |
| Families Placed in Overnight Accommodations | 0 |
| Families w/children at PATH Overnight (pre 10PM) | 0 |

| TOTAL SHELTER CENSUS | |
|--------------------------|---------------|
| Adults | 35,984 |
| Children | 17,794 |
| Total Individuals | 53,778 |

| SINGLE ADULTS | |
|----------------------------|---------------|
| Men | 13,848 |
| Women | 4,570 |
| Total Single Adults | 18,418 |

| FAMILIES WITH CHILDREN CENSUS | |
|-------------------------------|---------------|
| Families | 10,131 |
| Adults | 13,309 |
| Children | 17,794 |
| Individuals | 31,103 |

| ADULT FAMILIES CENSUS | |
|-----------------------------|--------------|
| Families | 2,016 |
| Individuals (Adults) | 4,257 |



*Due to data conversion the average monthly census for December 2011 and January 2012 for Families with Children and Adult Families is based upon data for a partial month.