

DAILY REPORT

5/26/2020

(Data from Monday, May 25, 2020)

SINGLE ADULTS	
Drop-in Center Clients Served	504
Drop-in Center Overnight Census	149
Faith Bed Census	38
Outreach Contacts	252
Outreach Placements	17
Safe Haven Utilization	1100
Veterans In Short-term Housing	233
Criminal Justice Short-term Housing	132

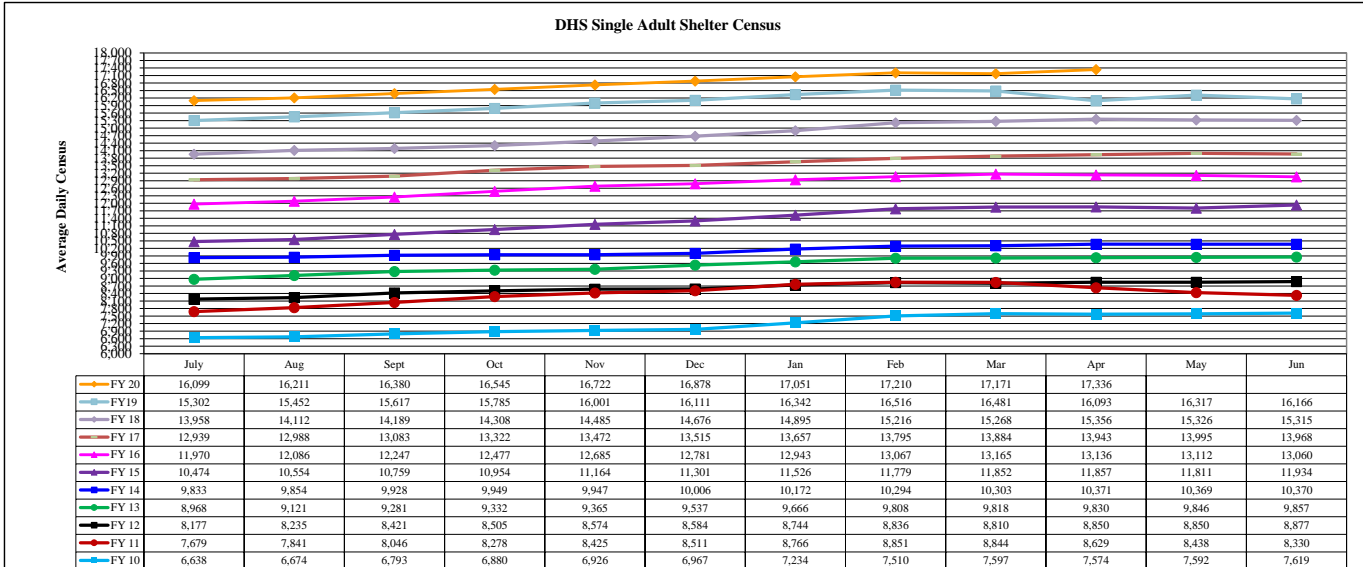
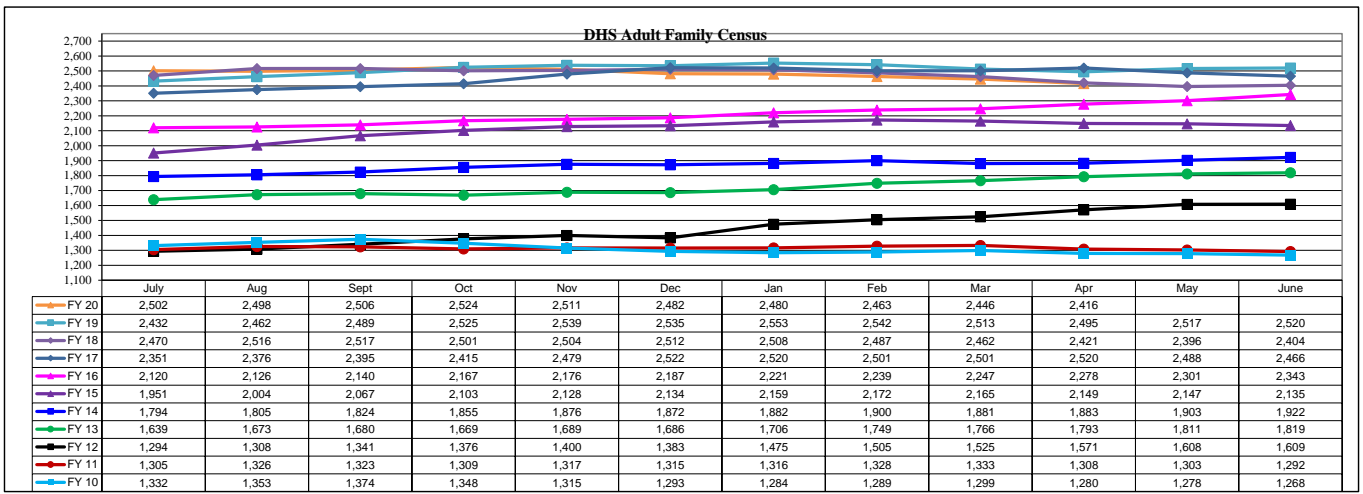
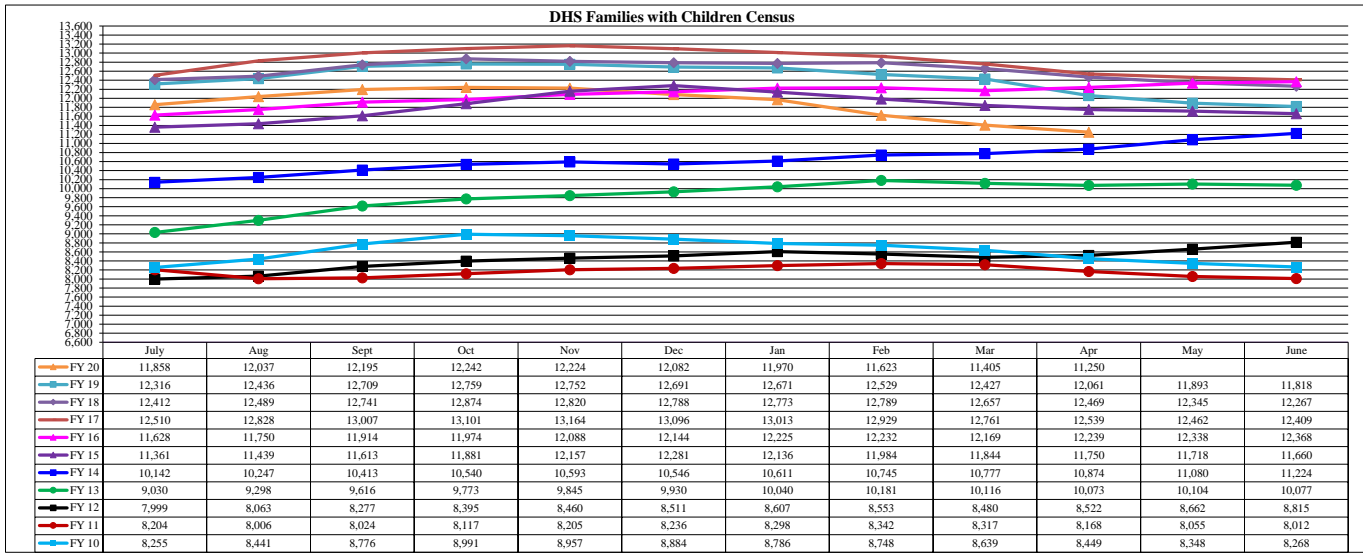
FAMILY INTAKE	
Families Requesting Temporary Housing at PATH	64
Adult Families Requesting Temporary Housing at AFIC	23
Families Placed in Overnight Accommodations	0
Families w/children at PATH Overnight (pre 10PM)	0

TOTAL SHELTER CENSUS	
Adults	36,871
Children	19,522
Total Individuals	56,393

SINGLE ADULT SHELTER CENSUS	
Men	12,813
Women	4,501
Total Single Adults	17,314

FAMILIES WITH CHILDREN CENSUS	
Families	10,938
Adults	14,639
Children	19,522
Individuals	34,161

ADULT FAMILIES CENSUS	
Families	2,328
Individuals (Adults)	4,918



*Due to data conversion the average monthly census for December 2011 and January 2012 for Families with Children and Adult Families is based upon data for a partial month.