

DAILY REPORT

4/29/2021

(Data from Wednesday, April 28, 2021)

SINGLE ADULTS	
Drop-in Center Clients Served	391
Drop-in Center Overnight Census	120
Faith Bed Census	30
Outreach Contacts	333
Outreach Placements	16
Safe Haven Utilization	1106
Veterans In Short-term Housing	202
Criminal Justice Short-term Housing	97

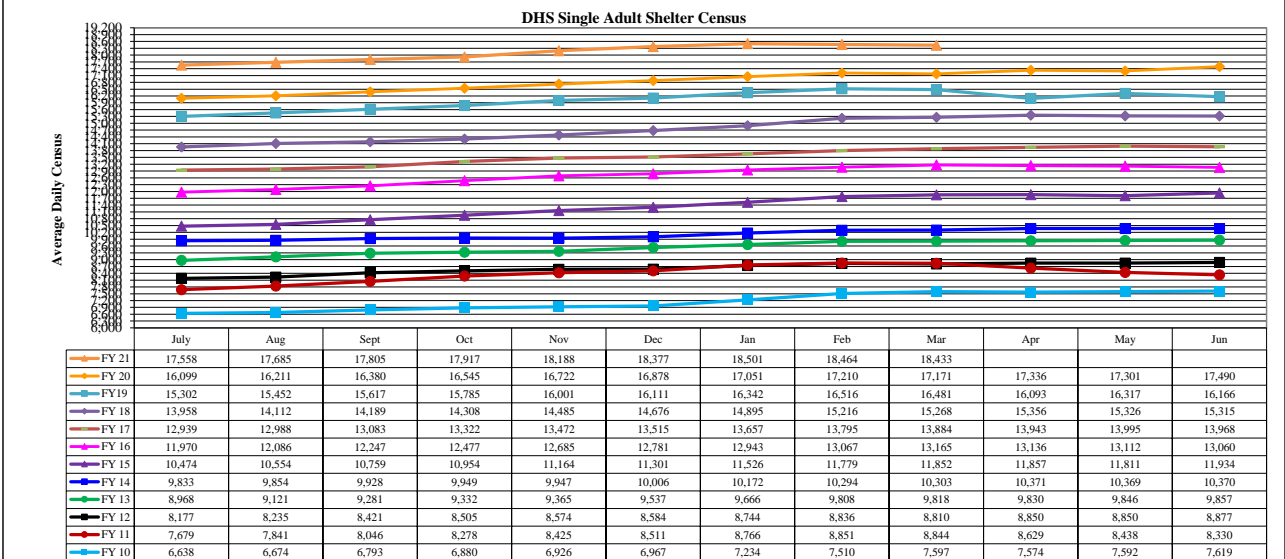
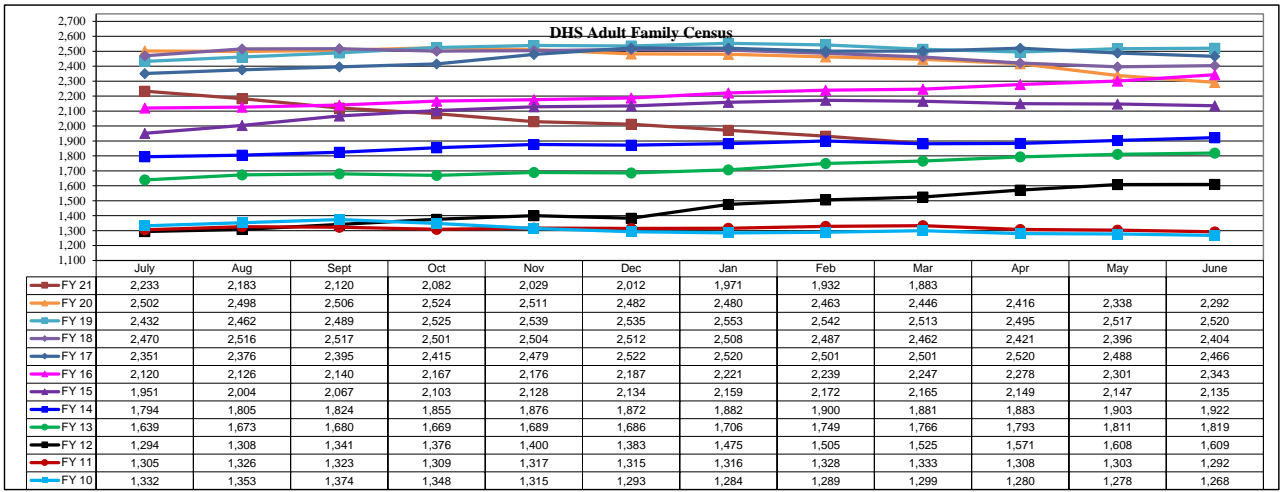
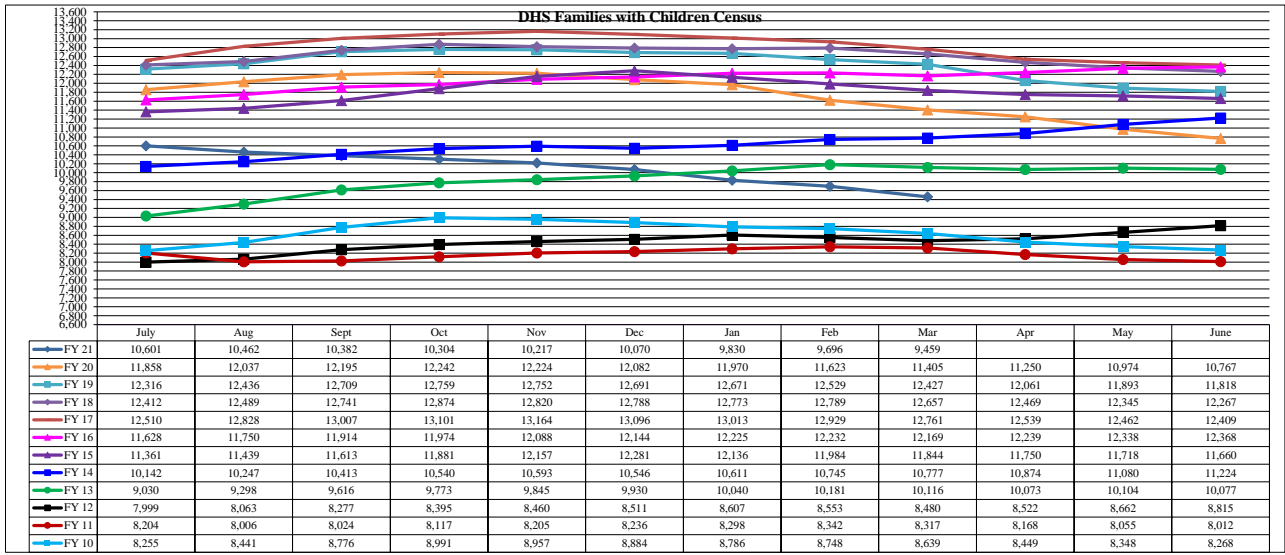
FAMILY INTAKE	
Families Requesting Temporary Housing at PATH	130
Adult Families Requesting Temporary Housing at AFIC	17
Families Placed in Overnight Accommodations	0
Families w/children at PATH Overnight (pre 10PM)	0

TOTAL SHELTER CENSUS	
Adults	33,771
Children	15,788
Total Individuals	49,559

SINGLE ADULTS	
Men	13,625
Women	4,355
Total Single Adults	17,980

FAMILIES WITH CHILDREN	
Families	9,080
Adults	11,959
Children	15,788
Individuals	27,747

ADULT FAMILIES CENSUS	
Families	1,821
Individuals (Adults)	3,832



*Due to data conversion the average monthly census for December 2011 and January 2012 for Families with Children and Adult Families is based upon data for a partial month.