

DAILY REPORT

3/9/2020

(Data from Sunday, March 08, 2020)

SINGLE ADULTS	
Drop-in Center Clients Served	707
Drop-in Center Overnight Census	263
Faith Bed Census	140
Outreach Contacts	209
Outreach Placements	10
Safe Haven Utilization	1050
Veterans In Short-term Housing	239
Criminal Justice Short-term Housing	210

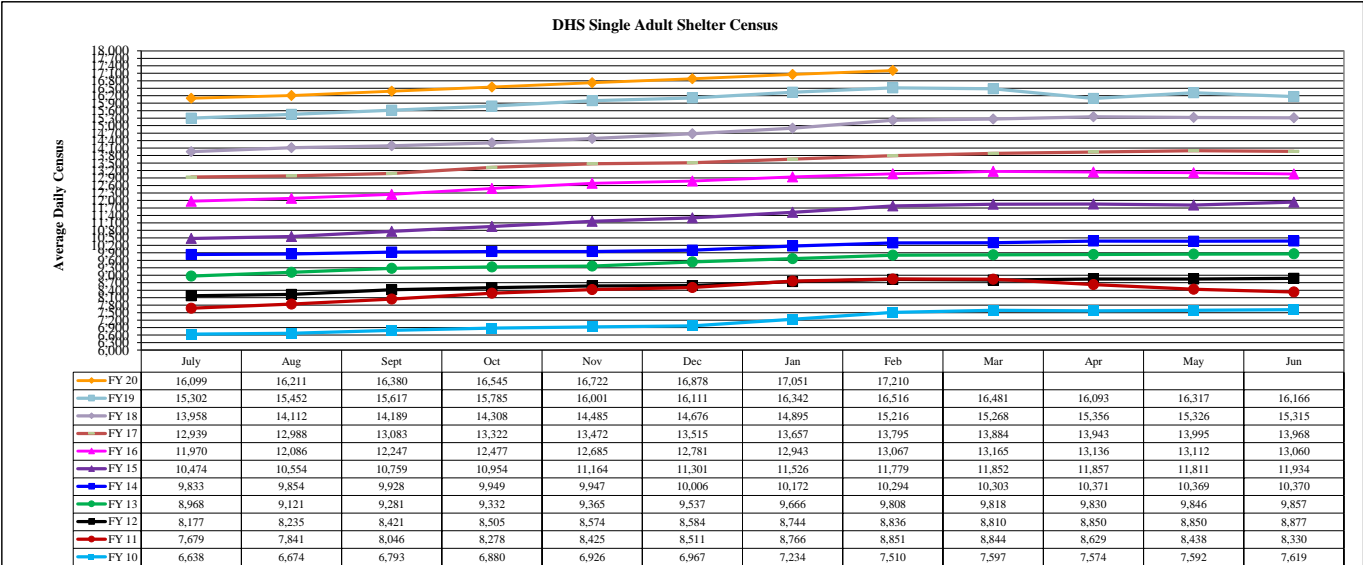
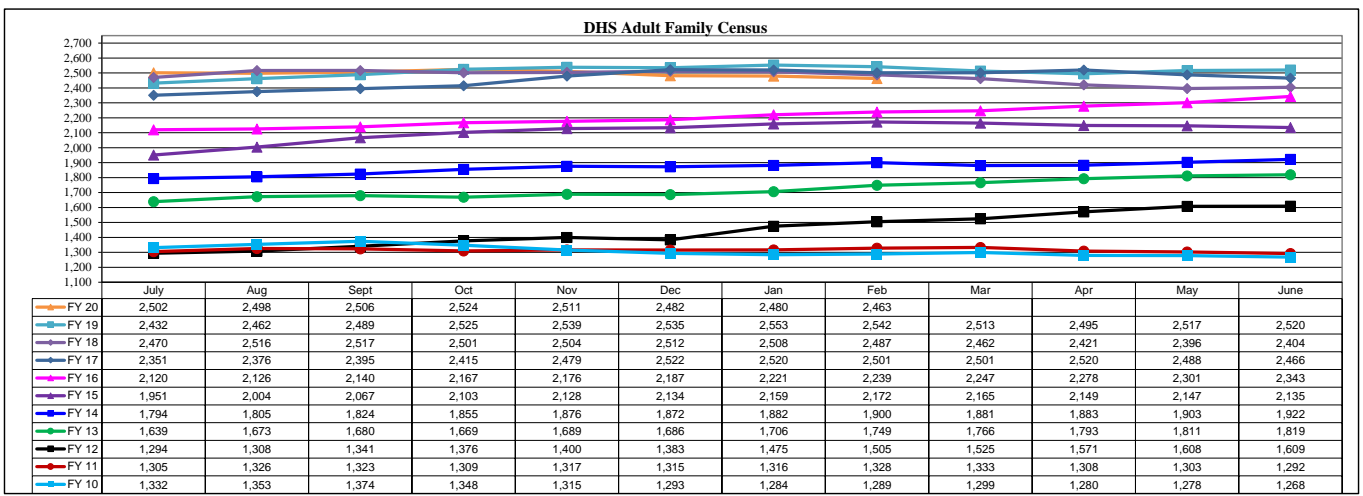
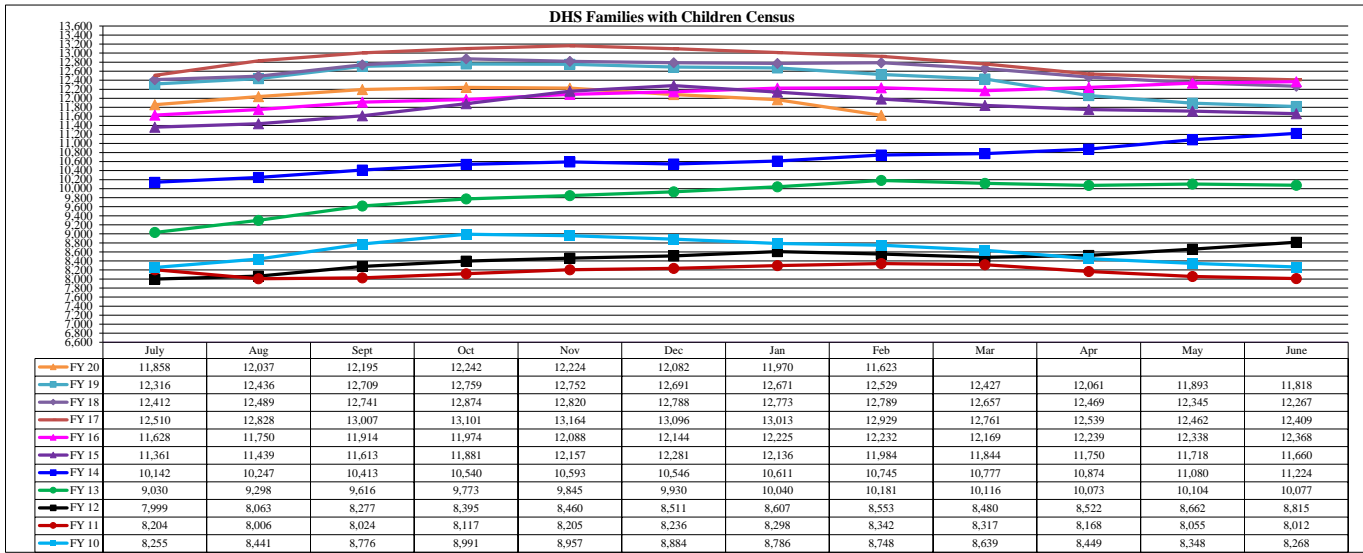
FAMILY INTAKE	
Families Requesting Temporary Housing at PATH	56
Adult Families Requesting Temporary Housing at AFIC	5
Families Placed in Overnight Accommodations	0
Families w/children at PATH Overnight (pre 10PM)	0

TOTAL SHELTER CENSUS	
Adults	37,680
Children	20,478
Total Individuals	58,158

SINGLE ADULT SHELTER CENSUS	
Men	12,522
Women	4,660
Total Single Adults	17,182

FAMILIES WITH CHILDREN CENSUS	
Families	11,418
Adults	15,305
Children	20,478
Individuals	35,783

ADULT FAMILIES CENSUS	
Families	12,522
Individuals (Adults)	5,193



*Due to data conversion the average monthly census for December 2011 and January 2012 for Families with Children and Adult Families is based upon data for a partial month.