

**DAILY REPORT**

11/22/2022

(Data from Monday, November 21, 2022)

**Code Blue**

SINGLE ADULTS	
Drop-in Center Clients Served	531
Drop-in Center Overnight Census	209
Faith Bed Census	23
Outreach Contacts	312
Outreach Placements	24
Safe Haven Utilization	1501
Veterans In Short-term Housing	216
Criminal Justice Short-term Housing (Note: This count is also included in the <b>TOTAL SHELTER CENSUS</b> )	166

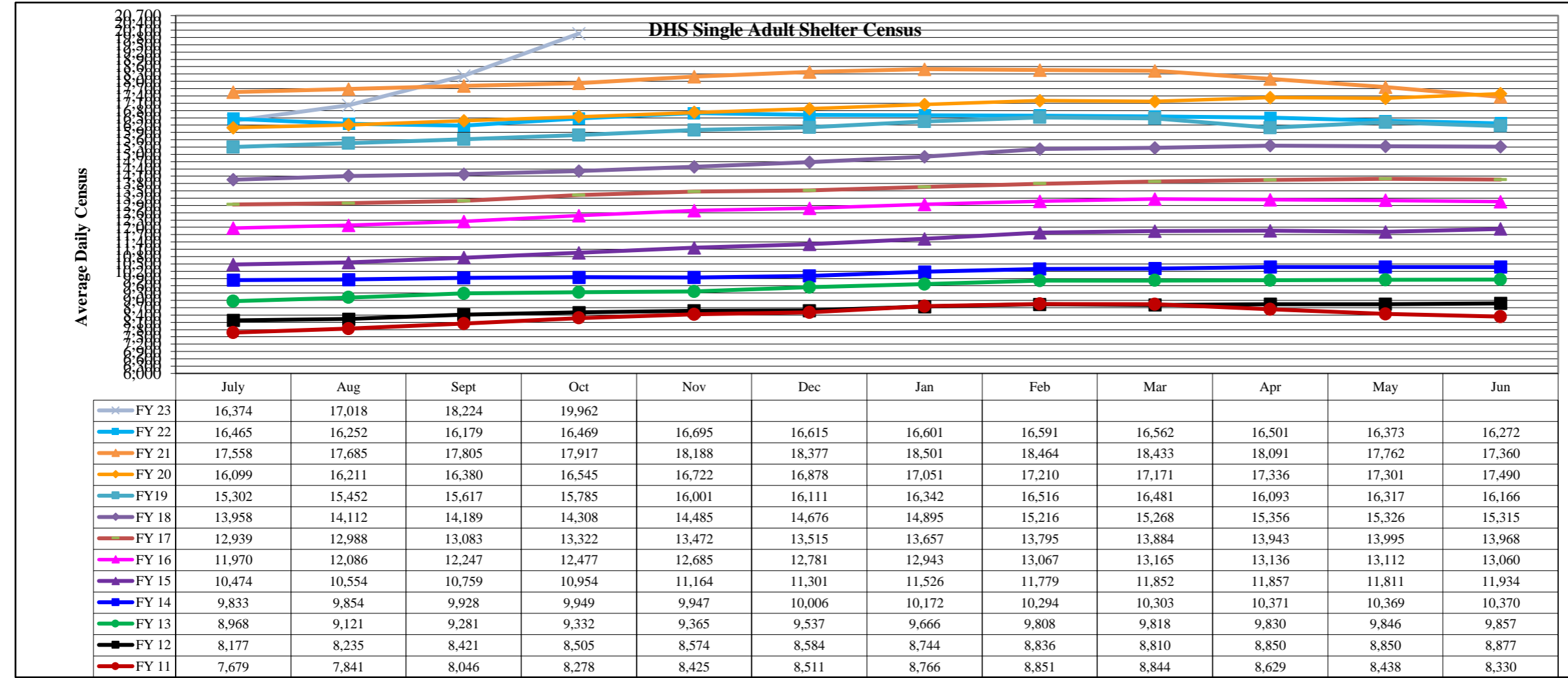
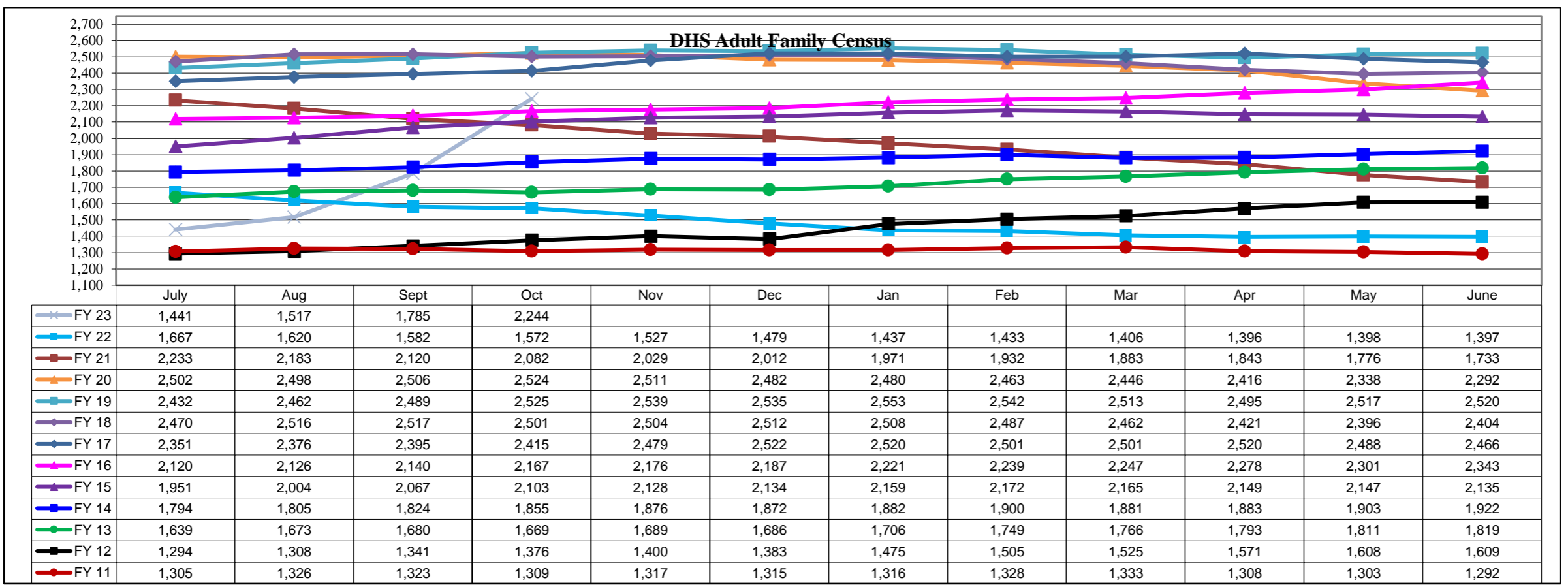
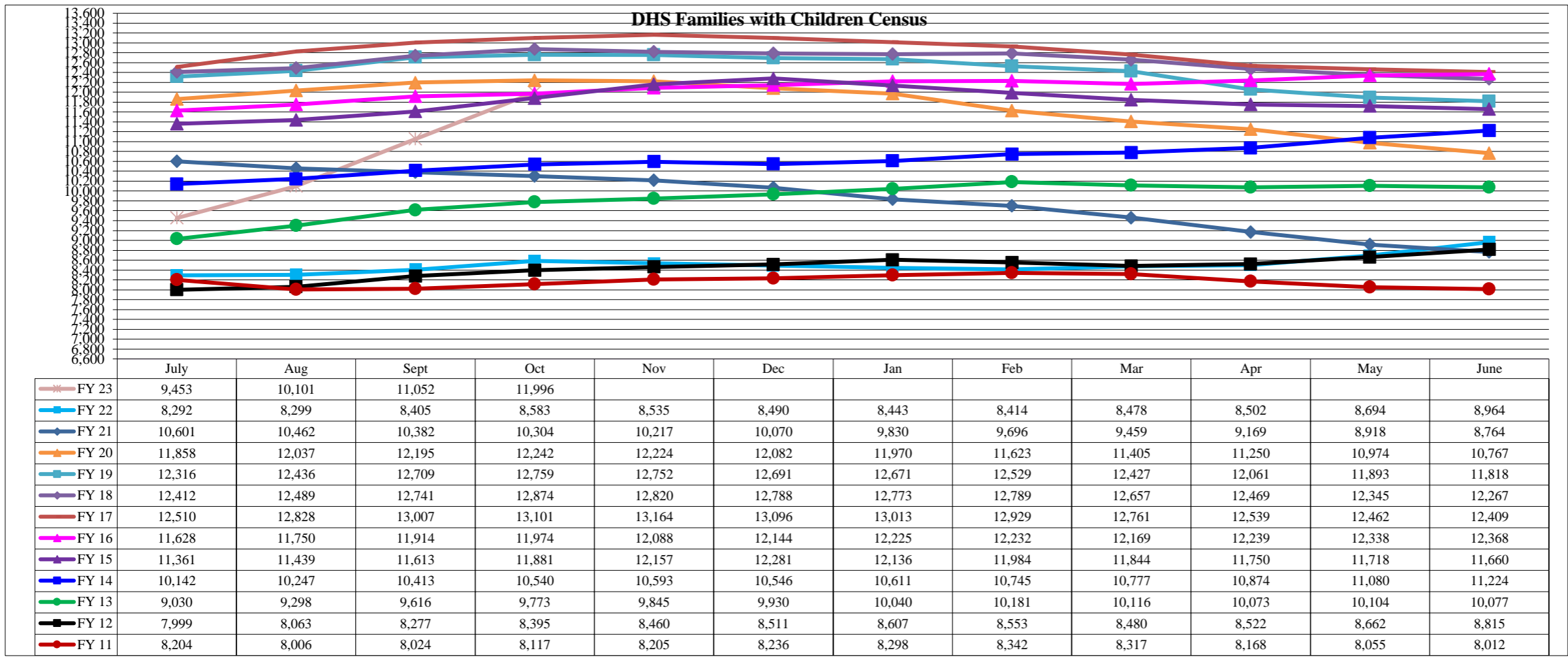
FAMILY INTAKE	
Families Requesting Temporary Housing at PATH	157
Adult Families Requesting Temporary Housing at AFIC	13
Families Placed in Overnight Accommodations	0
Families w/children at PATH Overnight (pre 10PM)	0

TOTAL SHELTER CENSUS	
Adults	43,277
Children	20,794
<b>Total Individuals</b>	<b>64,071</b>

SINGLE ADULTS	
Men	15,791
Women	4,429
<b>Total Single Adults</b>	<b>20,220</b>

FAMILIES WITH CHILDREN	
<b>Families</b>	12,176
Adults	18,081
Children	20,794
<b>Individuals</b>	<b>38,875</b>

ADULT FAMILIES CENSUS	
<b>Families</b>	2,347
<b>Individuals (Adults)</b>	<b>4,976</b>



\*Due to data conversion the average monthly census for December 2011 and January 2012 for Families with Children and Adult Families is based upon data for a partial month.