

**DAILY REPORT**

5/27/2022

(Data from Thursday, May 26, 2022)

SINGLE ADULTS	
Drop-in Center Clients Served	434
Drop-in Center Overnight Census	84
Faith Bed Census	20
Outreach Contacts	303
Outreach Placements	20
Safe Haven Utilization	1496
Veterans In Short-term Housing	183
Criminal Justice Short-term Housing	88

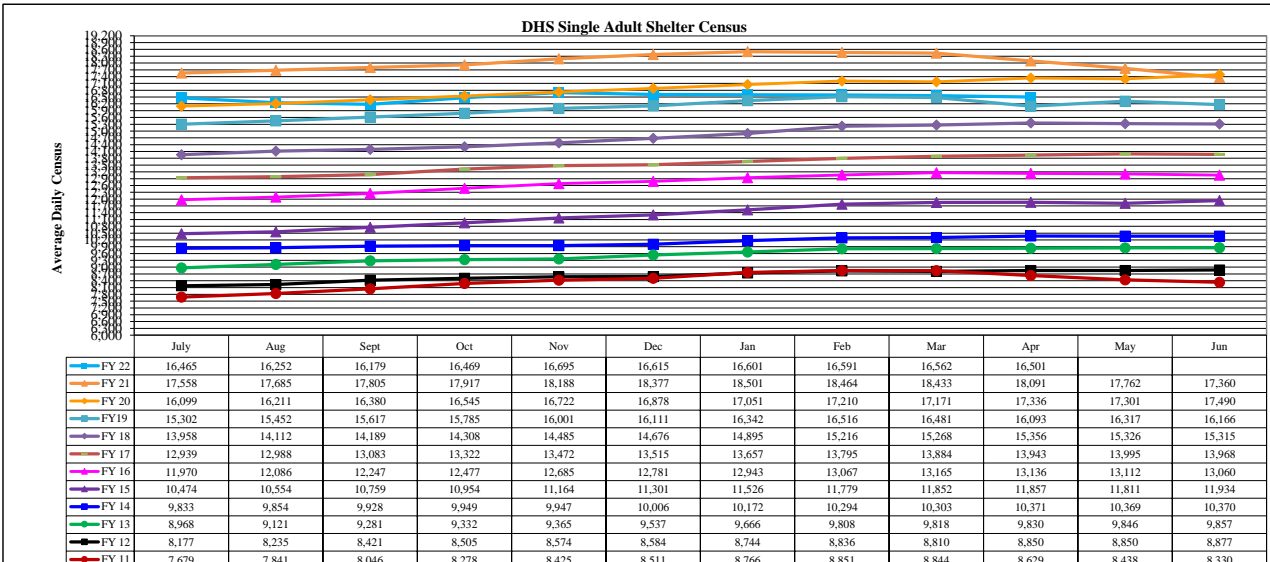
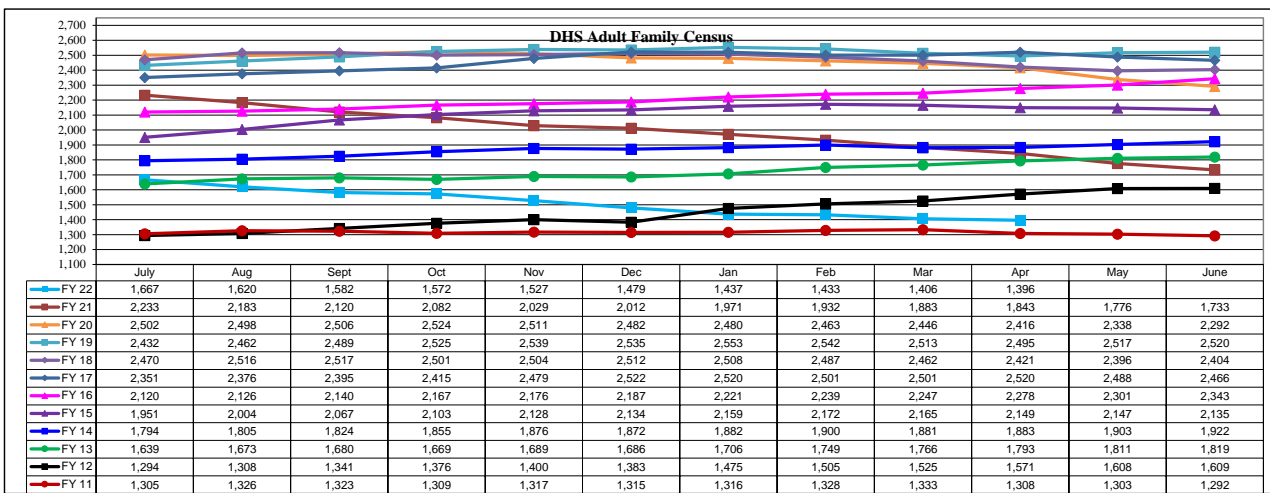
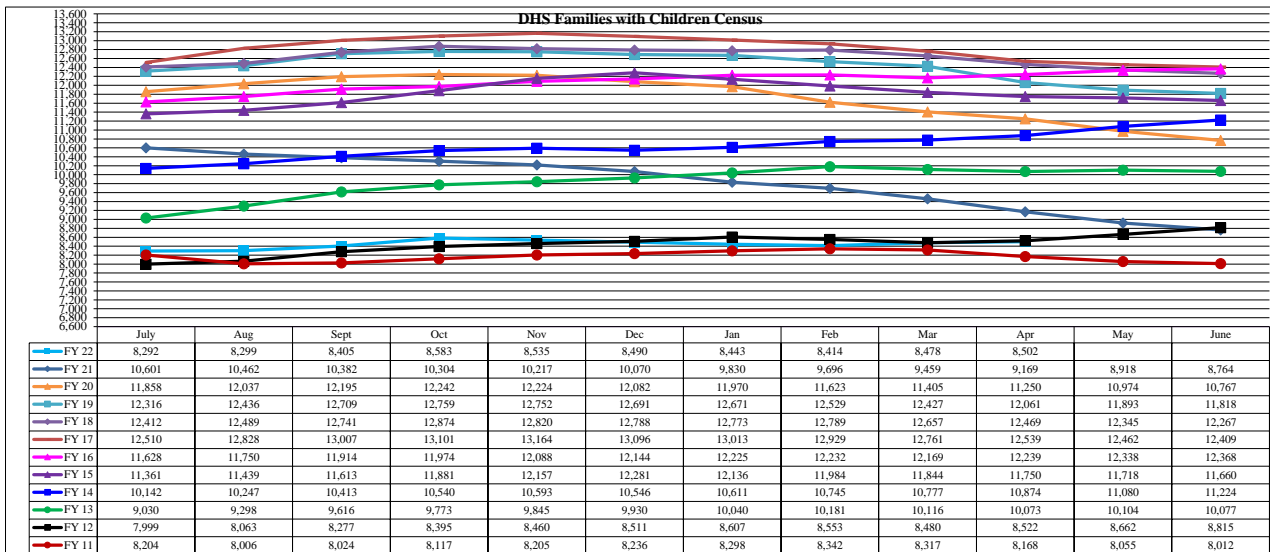
FAMILY INTAKE	
Families Requesting Temporary Housing at PATH	121
Adult Families Requesting Temporary Housing at AFIC	22
Families Placed in Overnight Accommodations	0
Families w/children at PATH Overnight (pre 10PM)	0

TOTAL SHELTER CENSUS	
Adults	31,029
Children	14,993
<b>Total Individuals</b>	<b>46,022</b>

SINGLE ADULTS	
Men	12,312
Women	4,034
<b>Total Single Adults</b>	<b>16,346</b>

FAMILIES WITH CHILDREN	
<b>Families</b>	8,770
Adults	11,751
Children	14,993
<b>Individuals</b>	<b>26,744</b>

ADULT FAMILIES CENSUS	
<b>Families</b>	1,397
<b>Individuals (Adults)</b>	<b>2,932</b>



\*Due to data conversion the average monthly census for December 2011 and January 2012 for Families with Children and Adult Families is based upon data for a partial month.