

DAILY REPORT

4/15/2021

(Data from Wednesday, April 14, 2021)

SINGLE ADULTS	
Drop-in Center Clients Served	407
Drop-in Center Overnight Census	139
Faith Bed Census	13
Outreach Contacts	304
Outreach Placements	16
Safe Haven Utilization	1111
Veterans In Short-term Housing	208
Criminal Justice Short-term Housing	102

FAMILY INTAKE	
Families Requesting Temporary Housing at PATH	94
Adult Families Requesting Temporary Housing at AFIC	16
Families Placed in Overnight Accommodations	0
Families w/children at PATH Overnight (pre 10PM)	0

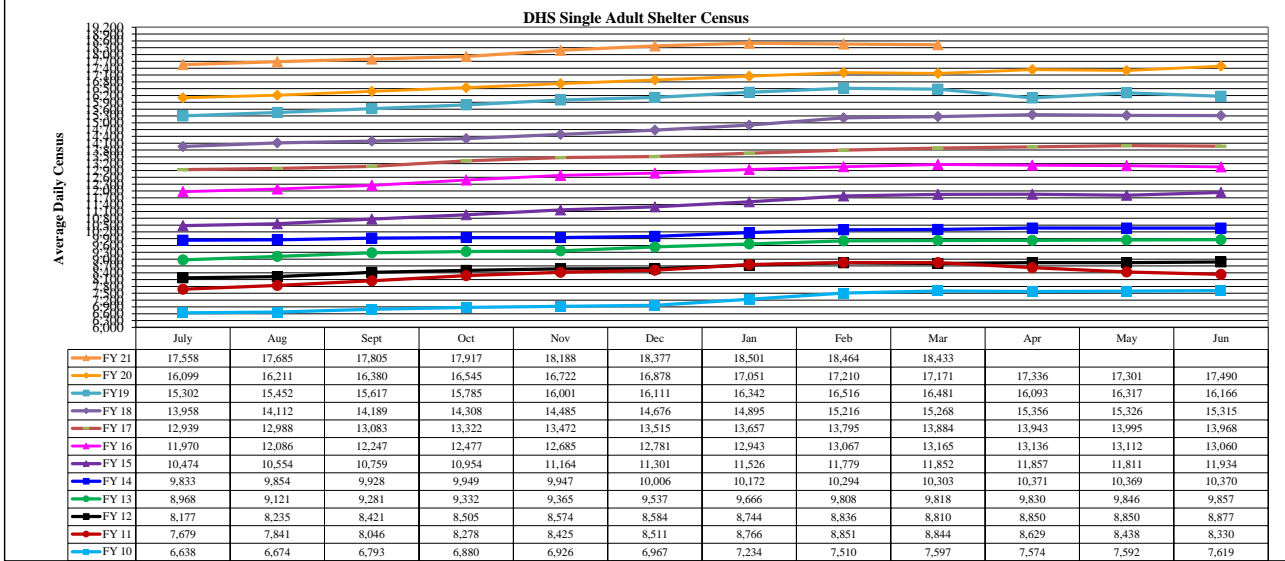
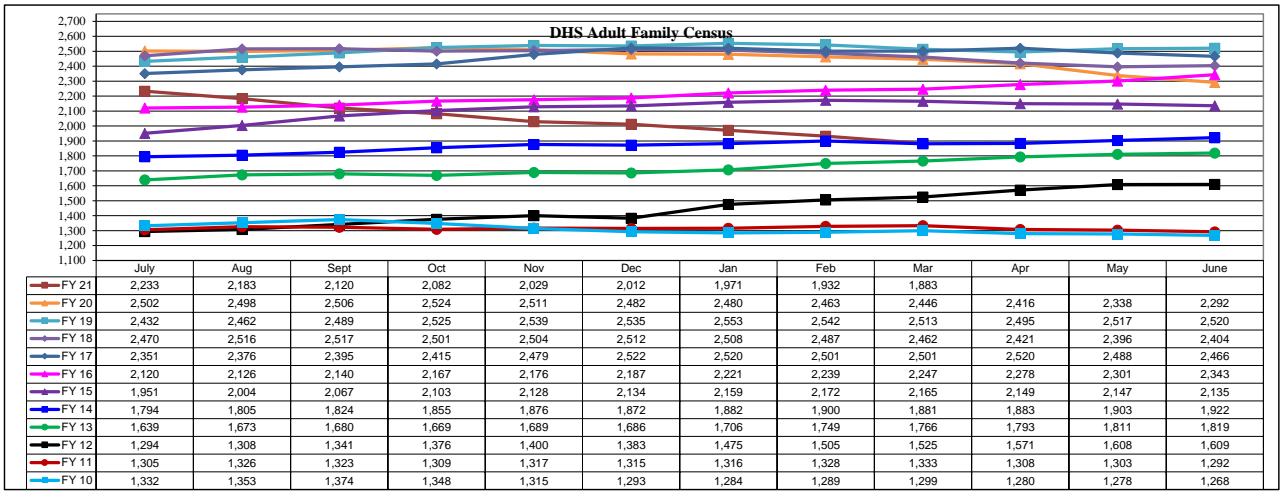
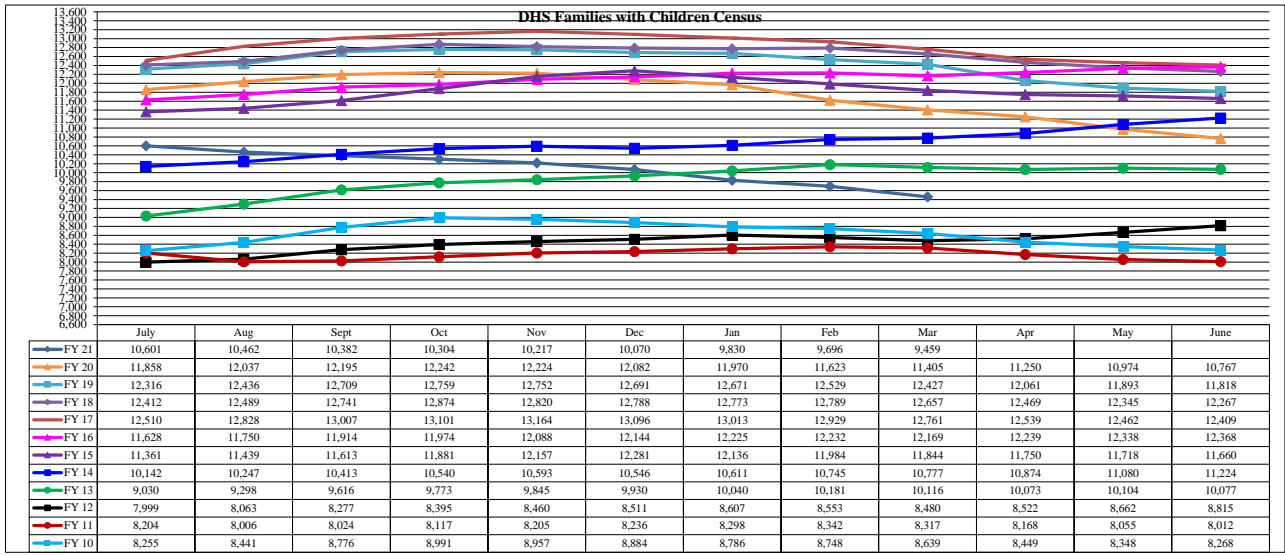
TOTAL SHELTER CENSUS	
Adults	34,077
Children	16,017
Total Individuals	50,094

SINGLE ADULTS	
Men	13,690
Women	4,391
Total Single Adults	18,081

FAMILIES WITH CHILDREN	
Families	9,197
Adults	12,125
Children	16,017
Individuals	28,142

ADULT FAMILIES CENSUS	
Families	1,839
Individuals (Adults)	3,871

x



*Due to data conversion the average monthly census for December 2011 and January 2012 for Families with Children and Adult Families is based upon data for a partial month.