

TrashMasters!™  
**REDUCE & REUSE**  
CHALLENGE



Elementary School Division  
Queens Borough Runner-Up


**PS 87**

NEW YORK CITY DEPARTMENT OF SANITATION  
**2004 GOLDEN APPLE AWARDS**

This certificate is awarded with the sincere appreciation and esteem of  
a grateful Department and City in recognition of your school's efforts  
to help make New York City shine.



City of New York, Michael J. Bloomberg, Mayor  
Department of Sanitation, John J. Doherty, Commissioner

  
John J. Doherty, Commissioner  
June, 2004

Sample identification sheet to be included with all materials submitted.

Contest Name: TrashMasters! Reduce and Reuse Challenge

School Number: PS 87 Q

School Name: PS 87 Queens

District: 24

Borough: Queens

Grade Division:

☒ Elementary

☐ Middle

☐ High School

School Address (including zip code):

67-54 80<sup>th</sup> Street

Middle Village, N.Y. 11379

Phone: 718-326-8243

Fax: 718-894-3797

Email: Tweeti1013@aol.com

Principal: MR. MICHAEL BUCKLEY

Contest Coordinator: LAURA FRADELLA and KAREN COLLETTI

Names of participating students, classes, and staff:

ALL 3 1<sup>st</sup> grades and Kindergartens, 2<sup>nd</sup> grade classes,

ALL 3 3<sup>rd</sup> grades, 4<sup>th</sup> grades and 5<sup>th</sup> grades

ART CLUB STUDENTS who especially took charge of

Flea Market were: Amrin Amlani, Adisa Reka,

Amanda Demenescu, Erin Brennan, Maria Bae,

Andrea Vella, Beth Maynor, Rabia Gul, Vivien Bognot

Science Club Students who especially took charge of

Flea Market were: Ian Taylor, Meghan Leverock,

Amanda Donohue, Linda Bajraktari, Brooke Provino,

Oneyda Aguilar, Kayla Morales, Jennifer Santos,

Amanda Meyers, Neal Patel.

*PS 87 Queens      Mrs. Fradella, art teacher*

*Students of P.S. 87 participate in beautifying their school*

*3<sup>rd</sup> 4<sup>th</sup>, 5<sup>th</sup>, and 6<sup>th</sup> grade students in an afterschool art club participated in a school wide beautification mural project at PS 87. Each floor at our school depicts every level of the rainforest. Students and selected staff members helped create a more child centered, friendly environment for our school. This project was carried out under the direction of art teacher, Mrs. L. Fradella. It is admired by all who visit P.S. 87.*

*Students at every grade level contributed to transforming the school into a virtual rainforest. Kindergarten classes used recyclable materials like egg cartons to make tarantulas and clothespins for blue morpho butterflies. First grade classes used toilet paper tubes to make bromeliad plants. Other students used newspapers, tin foil and brown paper bags to model their papier-mache animals.*

*Please see photos and description of our mural on the pages to follow.*

*Rainforest Muralists:*

*Amrin Amlani, Adisa Reka, Rabia Gul, Amanda Demenescu, Erin Brennan, Amanda Meyers, Andrea Vella, Maria Bae, Beth Maynor, Hajara Masood, Amanda Donohue, Linda Bajraktari, Brooke Provino, Kayla Morales, Vivien Bognot, Stephanie Ballena, Meghan Leverock, Ian Taylor, Jennifer Agudelo.*




## *Our First Graders Help Protect the Rainforests*

*Rainforests are being cut down at the rate of about 100 acres per minute. That's fast enough to cut down all the world's rainforests in just a few decades. These rainforests are home to more than half the world's plants and animals – many of which are losing their homes as the forests are cut down.*

*Our first grade class, 1-203, are taught about fascinating and wonderful plants, animals and people of the rainforests. We read books about the rainforests and create collage stories. We have also spoken about the importance of saving the rainforests. In the month of May, the first graders are becoming animals of the rainforest as they create a play for their assembly.*

*They have asked their parents to recycle paper products for the making of their rain sticks for the assembly they will be sharing in May. Here is the photo of the class holding up the rain sticks which they made in art class:*



Lesson prepared for Grade 1 by Laura Fradella Art Cluster P.S. 87  
Theme: Rainforest

1. Books Read Aloud:
  - A. The Rainforest Counts  
Author Lisa McCourt      Illustrator Cheryl Nathan
2. Reproductions Discussed:
  - French Exotic Landscape      Artist Henri Rousseau
  - Visuals from the Wildlife Explorer and National Geographic magazines
3. Music: Sounds of the Jungle Vol. V from the Nature Recording Series
4. Project Name: Rainforest Animals and the Rainstick
5. Materials for the Rainstick:
  - A. Paper towel tube with sticks and nails punched throughout tube.
  - B. Brown butcher paper and masking tape to seal up ends.
  - C. Beans, rice, pebbles etc. for the "fill" to make the elements of sound.
  - D. Construction paper to decorate.
  - E. Images of the rainforest and animals to decorate.
  - F. Animal skin fabric (optional)
6. Procedure: Music is playing as students enter the room. They should understand that many musical instruments were designed to imitate natural sounds. As we played the music I asked the students what sounds they thought they had heard. Ask them what ancient cultures might have used the rainstick and for what reason. ( ceremonial reasons, to celebrate the rain ).  
Demonstrate the making of a rainstick. ( this can take 2 class periods ).

Second part of lesson ( 3<sup>rd</sup> week ) Review the book read the previous week and ask students whether they understand that all living creatures should be protected in our natural environment. Re-play the music in order to set the mood and have children think of the animals they will be creating.

Stencils of various animals are handed to the students for them to trace and decorate with oil pastels and collage materials.

A butterfly's wings are precut from wax paper and students use permanent marker and oil pastels to decorate. The Toucan and macaw are two types of birds used and some lizards, a jaguar, and anteater are popular choices.





3 Dimensional Rainforest Animals adorn PS 87 hallway  
Rainforest Exhibit





Creating a  
rain-forest  
collage using  
various  
textured  
papers.

Grocery brown  
bags were  
used for  
textured tree  
trunks

Students reused their lunch bags for tiger puppets.





Students  
reused  
toilet  
paper  
tubes  
to make  
bromeliad  
plants  
in the  
rainforest.





We  
made  
one giant  
bromeliad  
tree  
by  
reusing  
a roll  
from  
wrapping  
paper.



We  
reused  
cardboard  
boxes  
by  
cutting  
them  
and  
rearranging  
them into  
artwork.





Class 1-213

Our Bromeliad Tree






We reused toilet paper tubes and paper towel tubes to make Kachina dolls and totem poles.

Parents emptied out their houses to search for scraps which we used to decorate our Kachina dolls.

Pieces of felt, burlap and some colorful wrapping paper were contributed and recycled into a work of art.



Parents sent in black styrofoam trays from the grocery stores which we reused as the wings of our totems.



Lunch trays  
are  
reused  
for  
paint trays  
and  
storage



Washing  
lunch  
trays





Reusing Lunch trays for painting  
This mural to commemorate Black History Month  
was used in a 3rd grade assembly gathering.

# **PS 87 Planet Protectors and Friends of the Earth**

**Mrs. Fradella's Art Club and Mrs. Colletti's Science Club Students will be collecting re-used items for our First Annual Flea Market. These will be collected the week of March 8<sup>th</sup>.**

**We pledge to help re-use and reduce so that our environment stays healthy and beautiful. Please join us in this challenge.**

**Reuse and  
Reduce**



# Be a Planet Protector!

Find your own ways to make less trash, and help other people learn to reduce, reuse, and recycle. Fill in the blanks below with your own ideas.

## Reduce

Hint:

Use products with less packaging, like toys you don't have to unwrap.

1. Carpool to reduce pollution.
2. Bring lunch in a reusable bag instead of paper bags.

## Reuse

Hint:

Reuse scrap paper to draw pictures or make grocery lists.

1. Old games and toys can be donated to hospitals.
2. Give old books to someone who needs them.

## Recycle

Hint:

Find out what can be recycled in your community.


1. All kinds of paper and boxes can be recycled into artwork projects - like cereal boxes, notepaper, bags, newspapers.
2. Recycle used lunch trays into painting trays for the art room.



## **Overview:**

**Students develop a sense of awareness, involvement and responsibility for taking care of the environment.**

**A Flea Market Sale was suggested as a means of reusing items and benefiting the school and community. The students would be in charge of operating the sale. This gave them a sense of their own power by experiencing how their actions can directly and positively impact their environment.**





*PS 87 Queens      Mrs. Fradella, art teacher*  
*Students of P.S. 87 "Thinking Green" to Help Keep the Earth Clean*  
*We need to Reduce, Reuse and Recycle in order to be a Green Nation.*

*Students responded to the question, "What could we in our own families do to eliminate some of our plastic consumption?" How can students "team up" and play an important role in waste prevention? The art and science clubs joined forces to think of waste prevention strategies. They cleaned out their homes and brought all their unwanted items to school and planned a Flea Market Sale. The proceeds from the sale would benefit the school and community at the same time.*

*Art club students made posters for the Flea Market Sale and both art and science clubs participated in the setting up, pricing items, and selling on that day. Larger posters were created by our 5<sup>th</sup> and 6<sup>th</sup> grade art club students. Posters advertising Reuse, Reduce and Recycle through your school's Flea Market were placed around the school.*

*Please see photos documenting this experience. We earned over \$400.00 which will be spent on planting flowers for Bette Midler's Restoration Project to help beautify New York City. Some of the proceeds will also be spent on beautifying our school grounds by planting a garden outside our school.*

*Guess what we are doing with the items from our Flea Market that haven't sold? We are re-using again by donating the unsold items to a hospital and pre-school in our neighborhood.*

*As teachers, our goals were to stimulate young people to think about their own actions and to assess their own resource conservation and waste prevention values. We feel that this experience inspired students to make a positive environmental impact in their home, school, and community while it helped them understand the concept of personal responsibility toward the environment.*

*The 5<sup>th</sup> and 6<sup>th</sup> grade students who participated in the Flea Market are:  
Amrin Amlani, Rabia Gul, Adisa Reka, Amanda Demenescu, Amanda Meyers,  
Erin Brennan, Maria Bae, Andrea Vella, Beth Maynor, Linda Bajraktari,  
Brooke Provino, Ian Taylor, Meghan Leverock, Amanda Donohue, Neal  
Patel, Vivien Bognot, Kayla Morales, Oneyda Aguilar, Jennifer Agudelo,  
Jessica Fieldstadt, Alexis Winkler.*

PS 87 Queens  
67-54 80<sup>th</sup> Street  
Middle Village, NY 11379  
718-326-8243 Fax 718-894-3797

Michael Buckley  
Principal, I.A.

Neil Greenfield  
Assistant Principal, I.A.

Dear Parents, Students and Staff,

PS 87 will begin our school-wide Recycling Program as of today. This year in addition to our soda can recycling program, we are planning a Reduce and Reuse Challenge, competing with other schools in our borough. In order to win one of the Grand Prizes we need the participation of each and every parent, student and staff member.

This year's challenge will include **PS 87's First School-wide FLEA MARKET**. It will take place in March at the Parent/ Teacher Conference Day and Evening Meetings. Date to be announced.

Please search your home and start collecting unwanted children's items that can be sold at our **FLEA MARKET**. Proceeds from our sale will benefit the school and the community.

**Suggested items for sale should include: used games, toys, puzzles, books, frames, and small gift items. DO NOT SEND ANY CLOTHING.**

Collection will begin one week prior to Parent/ Teacher Conference. Another notice will be sent home as a reminder for students to bring items into their prospective classes.

Thank you for your cooperation. We look forward to a fun-filled and profitable Recycling Project.

Contest Coordinators: Karen Colletti and Laura Fradella





sample copy of student work advertising Flea Market Sale



March 9, 2004

Dear Mr. or Mrs. \_\_\_\_\_,

As you know on Tuesday, March 16th., we will be having our first Flea Market to raise money for our school. Mrs. Fradella and Mrs. Colletti's lunchtime clubs will be involved in this activity as it is part of the recycling contest we are entering. Your child has expressed an interest in helping out.

If it is alright with you, we will keep the children during lunch and provide pizza for them. This will give us time to set up our displays before the Parent - Teacher conferences. Please sign the slip below and return if your child will be able to help us either during the afternoon or evening hours.

Thank you for your help and cooperation.

Sincerely,

Mrs. Fradella & Mrs. Colletti

---

**Permission Slip to Work during the Flea Market**

Yes, my child \_\_\_\_\_, of Class \_\_\_\_\_, will be able to help with the P.S. 87 Flea Market. They will be available the following hours:

\_\_\_\_\_ Lunchtime to set-up

\_\_\_\_\_ 1:30 pm to 3:00 pm

\_\_\_\_\_ 5:30 pm to 8:00 pm

(Please check all that apply)

I understand that I will have to pick my child up at the dismissal times of 3:00 pm or 8:00 pm.

Parent's Signature \_\_\_\_\_



## ANNOUNCEMENT

The 2<sup>nd</sup> Annual P.S. 87 Recycling Contest is underway ! Mrs. Fradella and Mrs. Colletti will be working with various groups in the school to enter projects in the Sanitation's Recycling and Beautification contests.

The recycling will take place between Friday, March 21 and Friday, April 11<sup>th</sup>. We will only collect clean, recyclable name-brand cans or bottles such as Coke, Sprite, etc. Recyclable plastic bottles and metal soda cans will be collected each Friday.

This year our proceeds will go to benefit two organizations. The National Wildlife Organization is trying to save the habitat of the Mexican Gray Wolf in New Mexico and Arizona. There are only 36 wolves left in the wild ! We will send the first \$25 to this organization and the rest of the money will go towards Bette Midler's Restoration Project. Trees, bulbs, shrubs are planted all throughout the N.Y.C. area to beautify our city community.

Please help us out once again this year by bringing in your cans and bottles. If you can recycle the bottles yourself, bring the money in a sealed envelope marked CONTEST

### NEW YORK RESTORATION PROJECT

## AN ACT OF DIVINE INTERVENTION

Created by Bette Midler, the New York Restoration Project (NYRP) is a non-profit organization dedicated to revitalizing and maintaining parks, gardens and public space in New York City.



*"I founded NYRP because everyone deserves a beautiful haven of green in their neighborhood. But in the aftermath of the World Trade Center disaster, the nature of our work has taken on new urgency. When thousands gathered in Union Square, the Brooklyn Promenade and other outdoor spaces to grieve and find community, we saw how parks serve an essential human purpose.*

*As our city recovers, it will take more than glass, steel and concrete to repair the fabric that was torn. It will take an investment in the parks and open spaces that make our city a place to live, as well as a place to work. This tragedy has shown in a most compelling way that — by providing places for reflection, gathering and healing — parks fill a vital need in times of crisis." —Bette Midler*

Help Bette Midler make New York City a cleaner and more beautiful place by supporting the New York Restoration Project. For more information,

Time Warner Cable

NOVEMBER 2002

CUSTO





Students  
made signs  
to advertise  
our 1st  
Flea Market.





Students created posters for our Reusing Challenge + Flea Market Sale.







PS 87 Queens  
67-54 80<sup>th</sup> Street  
Middle Village, NY 11379  
718-326-8245 Fax 718-894-3797

Michael Buckley  
Principal, I.A.

Neil Greenfield  
Assistant Principal, I.A.

Dear Parents, Students and Staff,

**PS 87's First School-wide Flea Market on March 16<sup>th</sup>** was a great success. We both would like to thank everyone for all their support during this school-wide fundraiser.

The proceeds from this Recycling Challenge will be a major contribution to the school and the community thanks to everyone's participation. While all the proceeds are still being counted up, we are somewhere in the area of about \$400.00.

We will be able to donate some of the proceeds to Bette Midler's Adopt a Tree Foundation and plant some perennials to help beautify our school and still have some money available for the art and science departments.

We also plan to donate the stuffed animals that did not sell to a local hospital. If anyone has any other suggestions as to which charity would benefit from the other unsold items, please let us know.

Again, we thank all of you for your donations and your assistance during this campaign.

Contest Coordinators: Karen Colletti and Laura Fradella

PS 87 Queens  
67-54 80<sup>th</sup> Street  
Middle Village, NY 11379  
Phone 718-326-8245 Fax 718-894-3797

Michael Buckley  
Principal, I.A.

Neil Greenfield  
Assistant Principal, I.A.

Dear Mrs. Fradella;

Our Principals for the Day were very pleased with their visit. Councilman Dennis Gallagher especially commented on the pins that were made by your art club students. He had never before been gifted with such a wonderful gift made by students. All our visitors remarked that it was ingenious to make such a piece of art from the recycled puzzles that were not sold at your Flea Market Sale.

Thank you again for providing our visitors with a "special touch" of PS87.

Very truly yours,  
*Mike Buckley*  
Mr. M. Buckley  
Principal, I.A.





## **Objectives:**

The students will be able to:

1. Define reduce, reuse, and recycle.
2. List materials that can be reduced, reused, and recycled.
3. Be aware of how reducing, reusing, and recycling effects our environment.
4. Make a personal plan of action to reduce, reuse, and recycle.

Students listed as many materials as they know of that are either reduced, reused, and/or recycled. They collected these recyclables from home and brought them into class to produce art projects such as: Fantasy Boxes in the style of Joseph Cornell.

Students brainstorm how they think all our recycling and other efforts impact our environment. We discuss whether they think it is a waste of time. Is it worth the effort? Does it really save our planet?

### **Teacher's Lecture includes:**

When aluminum is recycled instead of refining 'new' aluminum, water and air pollution is decreased as well as consumption of energy. The recycling of motor oil keeps several toxic substances such as lead, cadmium, arsenic and benzene from polluting our land and air, not to mention the consumption of energy that is reduced in this process to clean as opposed to refining. The 3 R's reduce the amount of waste produced and the resulting disposal problems. They are also less polluting, cheaper and more energy-efficient than taking new material from the environment.

# CREATING A FANTASY BOX

"When I start a piece, I never know what a certain object will tell another." ~Joseph Cornell

Every student will be responsible for making a Fantasy Box using the art of Joseph Cornell as inspiration. Two students may work cooperatively on one box.

The objectives of this assignment:

\*To become familiar with Cornell's art form - sculpture, collage ( combining two-dimensional objects ), and assemblage ( combining three-dimensional objects ).

\*To construct a Fantasy Box using recycled items found in the home.

Suggested materials are:

## MATERIALS

Cardboard boxes (thick for background; thinner for sides and exterior)  
Sturdy shoe boxes  
Wallpaper books  
Fabric swatch books  
Old magazines (*Life*, *Look*, *National Geographic*)  
Contemporary magazines (*Esquire*, *GQ*, *Details*, *YM*, *Travel & Leisure*, *Seventeen*, *Sports Illustrated*)  
Nature theme magazines (*Ranger Rick*, *Outdoor Life*, *National Geographic*)

- Old road maps
- Old art-history books for art reproductions
- Personal and family photographs
- Scissors
- Elmer's Glue-All
- Hot-glue gun } adult
- X-acto knife } supervision
- Colored foil paper
- Spray paint for box (optional)
- Access to copy machine that enlarges/reduces
- Variety of small (2" or smaller) interesting found objects
- Small mirrors

## Step 1

*Start collecting small, interesting found objects early. You will need some magazines. Family & personal photographs will can be photocopied. Get a few cardboard boxes from grocery stores so you can select the right size.*

## Step 2

*Select a theme that you find meaningful. Themes: family, friends, personal, heroes, public figures, nature. Sketch your ideas for the box on this theme. Make sure the sketch is as large as the paper. (approx. 8 x 11) When constructing the 3-dimensional box make sure it is not larger than 15" by 15".*

## Step 3

*Measure the box and divide box into equal units. If the box is 15 by 15 you will divide it into units of 5 by 5 or 3 by 3. You may need the help of an adult to make the compartments. Craftmanship is very important. It is better if you use hot glue to glue cardboard pieces.*

## Step 4


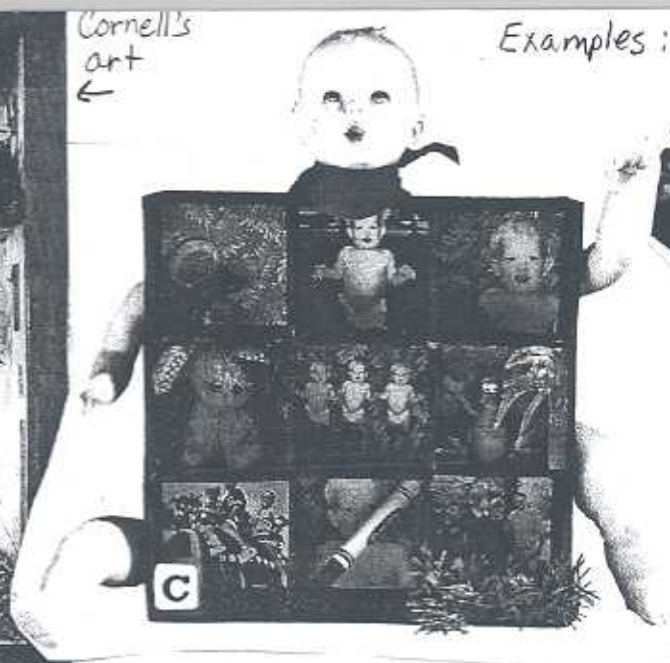
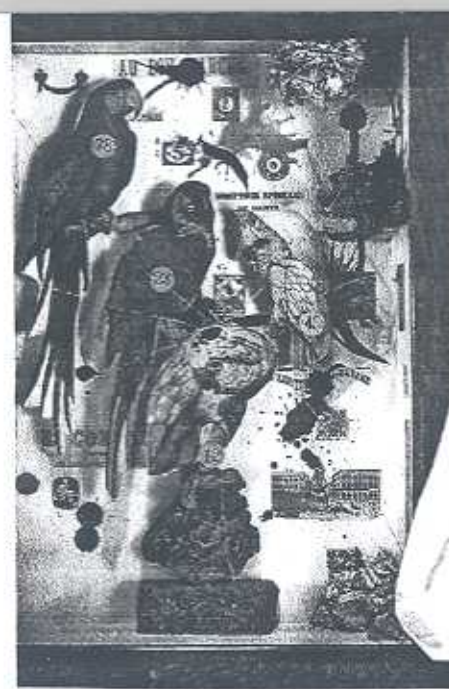
*Cut out/assemble images you plan to use. Select 3-dimensional objects that contribute to the understanding of the theme and add them. Try different arrangements before you glue down permanently. Unity is important; too much variety will destroy the composition. When composition is balanced and the theme is obvious, glue down the images. Use glue stick for paper and Elmers Glue-All or hot glue for objects. Use textured items and contrasting colors to make it interesting. Finish with a written response to why you chose this theme.*

**GOOD LUCK and HAVE FUN!**



Cornell's  
art  
←

Examples :





"Games of Yesteryear"

4th graders  
Recycling project



"My Family"



Sonnie Rose Vella

### Yesteryear

I was inspired by the art work of Joseph Cornell when I planned my Recycling Fantasy Box. Joseph Cornell created three-dimensional assemblages. He collected many different materials and thought about a variety of themes. He couldn't draw but he learned how to turn ordinary recycled materials into artwork. I wanted to create something from ordinary objects just as Cornell did.

I chose the theme of games when I planned my project. My grandfather works with wood, so I asked him to help me construct a box from wood. He was very helpful. After the box was constructed, I used acrylic paints to paint the different compartments. I decorated the outside of the box with dominoes that I don't use anymore and used an old piping left over from my mom's sewing project to line the compartments. I found some parts of toys and an old yo-yo that were hanging around the house and so I thought that I could recycle them into a new idea for my project.

Then I spoke to my mother about the games that she used to play when she was young. Some of the games she played I did not even know but some games I was familiar with and play today. It was fun talking with my parents about these games. I will play these games now and in the future. If you want to know about these games, read the back of my Fantasy Box where I placed all the directions.

*All students were required to include a written response on their Recycled Fantasy Boxes. These are just a sample.*

Amanda Donohue  
Ian Taylor

Class 5-316

## Wolves

I was inspired by Joseph Cornell when I planned my Recycling Fantasy Box. Cornell used three dimensional objects to make his assemblages. Cornell collected many different materials and recycled them into artwork. My partner and I wanted to see how many things we could recycle to make our project and so, we decided to make a wolf habitat for our theme because we both love wolves. Wolves are endangered and if we don't act now, they will be extinct.

Do you know that wolves look very much like a German Shepherd and a Huskey? The difference is that wolves have longer legs, bigger feet, and a wider head. A wolf has excellent vision, a keen sense of smell, and fine hearing. These senses help the wolf locate prey. Male adult wolves weigh from 75 to 100 pounds. Wolves have a howl that you can hear from miles away. They can live in almost any kind of climate. Wolves have 42 razor sharp fangs. Their fangs grow up to 2 inches long from root to tip. The sharp and small teeth are used for ripping off the skin. The sharp large teeth are used for cutting through thick muscle easily. The flat back teeth are for crushing thick bone so it can be swallowed. I think wolves are fascinating creatures. The way they hunt, eat, and live is so cool and that is the reason I worked with Ian on this topic.

How did we make our Fantasy Box? We used clay to make the wolves and cotton to make the snow. We used Q-tips for the falling snow. Then we decided to paint the wolves with different colors. We used metallic brown for the Mexican gray wolf and brown for the timber wolf. We used silver paint for the artic wolf and orange red for the Abyssinian wolf. We added texture by using sandpaper for Mexican sand and part of a Christmas tree to represent a tree. We found tissue paper that my mom was going to throw out and crumpled it up as grass for the Abyssinian wolf's habitat. Then, Mrs. Fradella found two plastic trees for us from all the recycled items that parents sent in for our Flea Market and we used them in our project. This was a great project and we really enjoyed working together on this fantasy box.





"Wolves"  
a Recycling project  
by 5<sup>th</sup> graders



"The 4 Seasons"  
a Recycling project  
by 5<sup>th</sup> graders






K and 1<sup>st</sup>  
 Graders  
 learn  
 about  
 penguins  
 and  
 reuse  
 toilet  
 paper  
 tubes,  
 cardboard  
 and  
 styrofoam  
 peanuts





Kand 1<sup>st</sup>  
 graders  
 reuse  
 their  
 milk  
 containers  
 and  
 cardboard  
 from  
 boxes  
 to make  
 a 3D  
 winter  
 scene.



Recycling  
 coffee  
 cans,  
 toilet +  
 paper  
 towel  
 tubes +  
 paper  
 dishes  
 (from  
 teacher's  
 breakfast)  
 to make  
 musical  
 instruments.



## *Such a Colorful Crowd of Artists* *Created by Extended Day Art Club Students*

*Using plastic recyclable bottles, a ball of clay, some papier-mâché paste, newspaper strips, a small dowel and acrylic paints, students create 3-D sculptures. Their challenge is to try and relate the person to a particular art work or artist.*

*The following students have created Vincent van Gogh:  
Amanda Meyers, Sara Svezia, Manar Swaby, Rabia Gul,  
John Romano, Alexandra N.*

*Gisella Cruz created Rembrandt*

*Dorothy Yetman created Mary Cassatt*

*Hajara Masood and her Mona Lisa*

*Frida Kahlo was created by:  
Amrin Amlani, Patricia Grullon, Casey Hoctor*

*Andre Davis created Picasso*

*Nicole Davis created Georges Seurat*

*Background inspired by the book, Art Dog by T. Hurd*





Reusing  
soda  
bottles  
or  
water  
bottles  
to  
make  
artist  
sculptures  
for  
centuries



Used as  
centerpiece  
for a  
Principal  
Conference

Recycled  
Art to  
Beautiful