

DAILY REPORT

3/5/2021

(Data from Thursday, March 04, 2021)

Code Blue

SINGLE ADULTS	
Drop-in Center Clients Served	326
Drop-in Center Overnight Census	103
Faith Bed Census	47
Outreach Contacts	271
Outreach Placements	21
Safe Haven Utilization	1140
Veterans In Short-term Housing	207
Criminal Justice Short-term Housing	103

Incomplete (4/6)
Incomplete (4/6)
Incomplete (4/6)

FAMILY INTAKE	
Families Requesting Temporary Housing at PATH	98
Adult Families Requesting Temporary Housing at AFIC	16
Families Placed in Overnight Accommodations	0
Families w/children at PATH Overnight (pre 10PM)	0

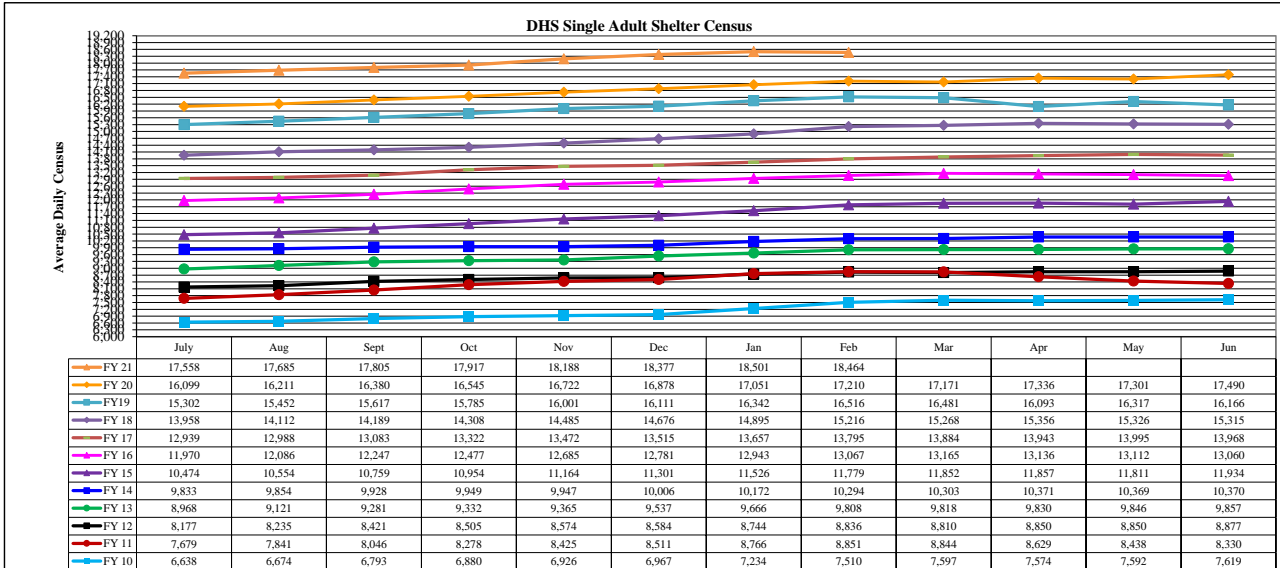
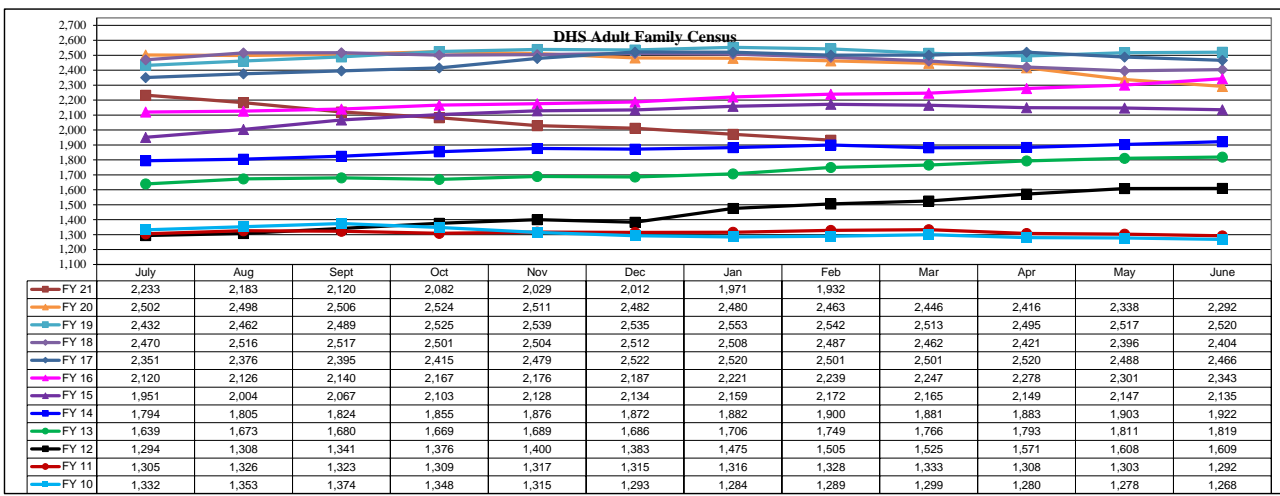
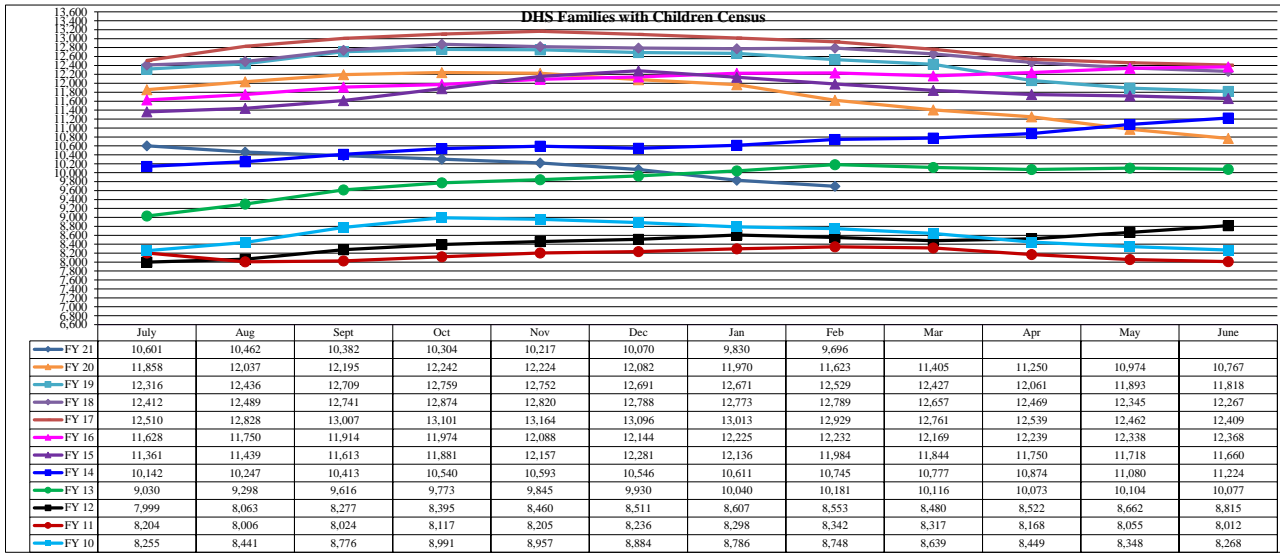
TOTAL SHELTER CENSUS	
Adults	35,176
Children	16,720
Total Individuals	51,896

SINGLE ADULTS	
Men	13,989
Women	4,526
Total Single Adults	18,515

FAMILIES WITH CHILDREN	
Families	9,578
Adults	12,626
Children	16,720
Individuals	29,346

ADULT FAMILIES CENSUS	
Families	1,911
Individuals (Adults)	4,035

x



*Due to data conversion the average monthly census for December 2011 and January 2012 for Families with Children and Adult Families is based upon data for a partial month.