

**DAILY REPORT**

12/10/2020

(Data from Wednesday, December 09, 2020)

Code Blue

SINGLE ADULTS	
Drop-in Center Clients Served	469
Drop-in Center Overnight Census	119
Faith Bed Census	56
Outreach Contacts	320
Outreach Placements	28
Safe Haven Utilization	1132
Veterans In Short-term Housing	229
Criminal Justice Short-term Housing	115

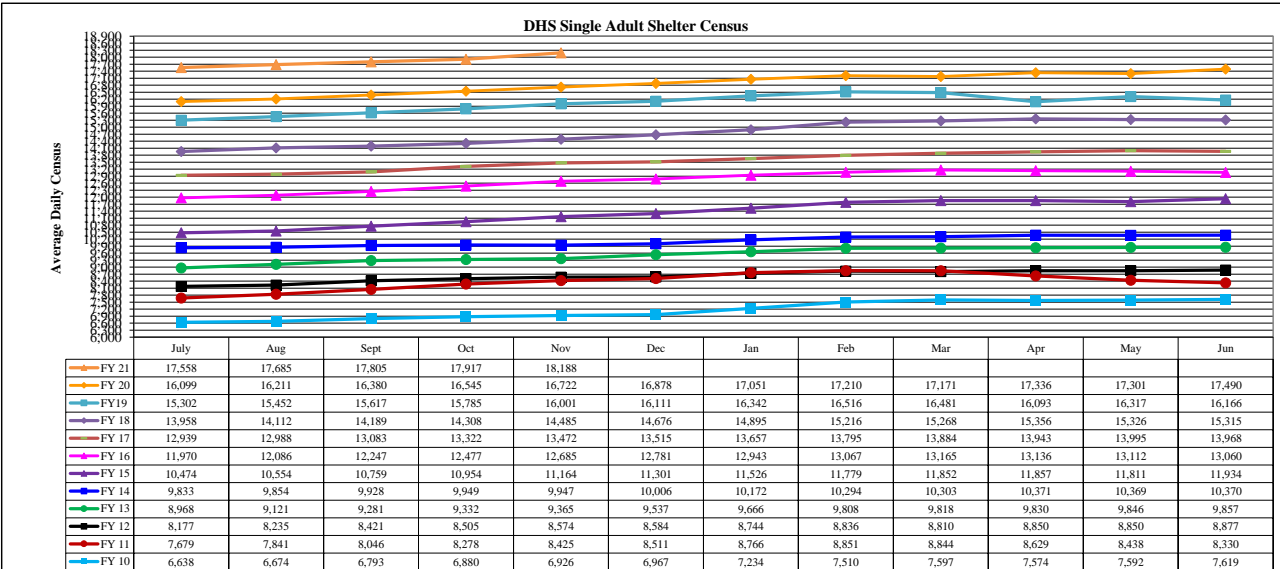
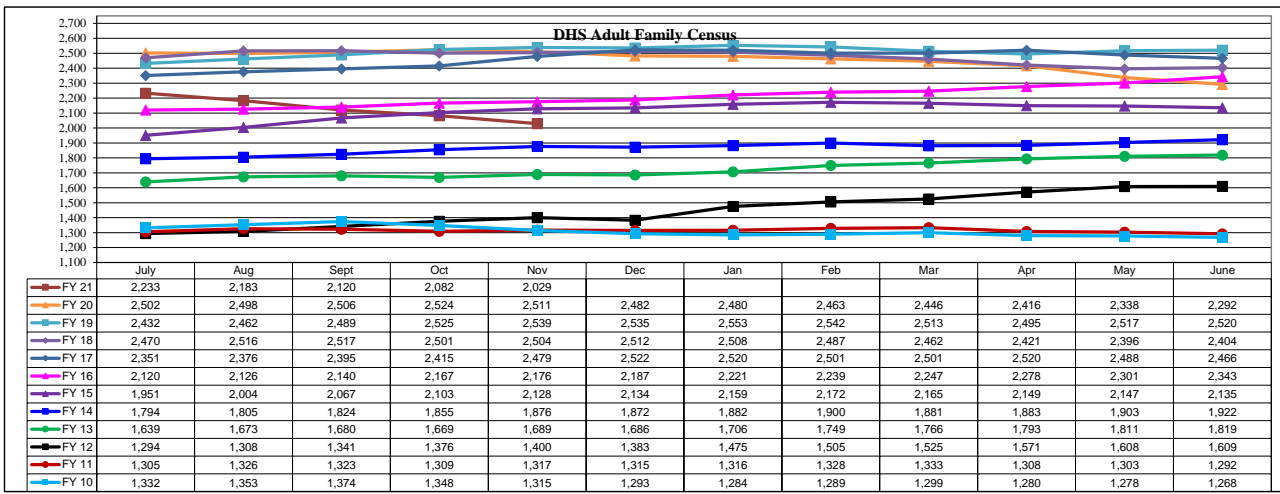
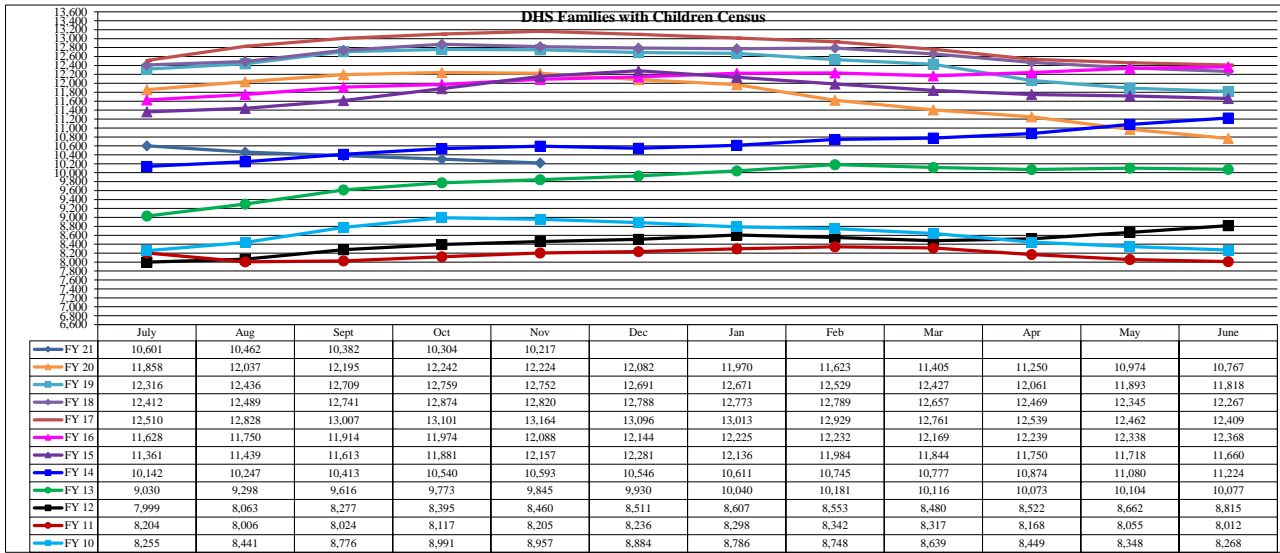
FAMILY INTAKE	
Families Requesting Temporary Housing at PATH	113
Adult Families Requesting Temporary Housing at AFIC	27
Families Placed in Overnight Accommodations	0
Families w/children at PATH Overnight (pre 10PM)	0

TOTAL SHELTER CENSUS	
Adults	35,953
Children	17,805
<b>Total Individuals</b>	<b>53,758</b>

SINGLE ADULTS	
Men	13,817
Women	4,558
<b>Total Single Adults</b>	<b>18,375</b>

FAMILIES WITH CHILDREN CENSUS	
Families	10,142
Adults	13,324
Children	17,805
<b>Individuals</b>	<b>31,129</b>

ADULT FAMILIES CENSUS	
Families	2,013
<b>Individuals (Adults)</b>	<b>4,254</b>



\*Due to data conversion the average monthly census for December 2011 and January 2012 for Families with Children and Adult Families is based upon data for a partial month.