

DAILY REPORT

7/23/2020

(Data from Wednesday, July 22, 2020)

Code Red

SINGLE ADULTS	
Drop-in Center Clients Served	414
Drop-in Center Overnight Census	132
Faith Bed Census	51
Outreach Contacts	349
Outreach Placements	25
Safe Haven Utilization	1085
Veterans In Short-term Housing	246
Criminal Justice Short-term Housing	122

FAMILY INTAKE	
Families Requesting Temporary Housing at PATH	82
Adult Families Requesting Temporary Housing at AFIC	16
Families Placed in Overnight Accommodations	6
Families w/children at PATH Overnight (pre 10PM)	0

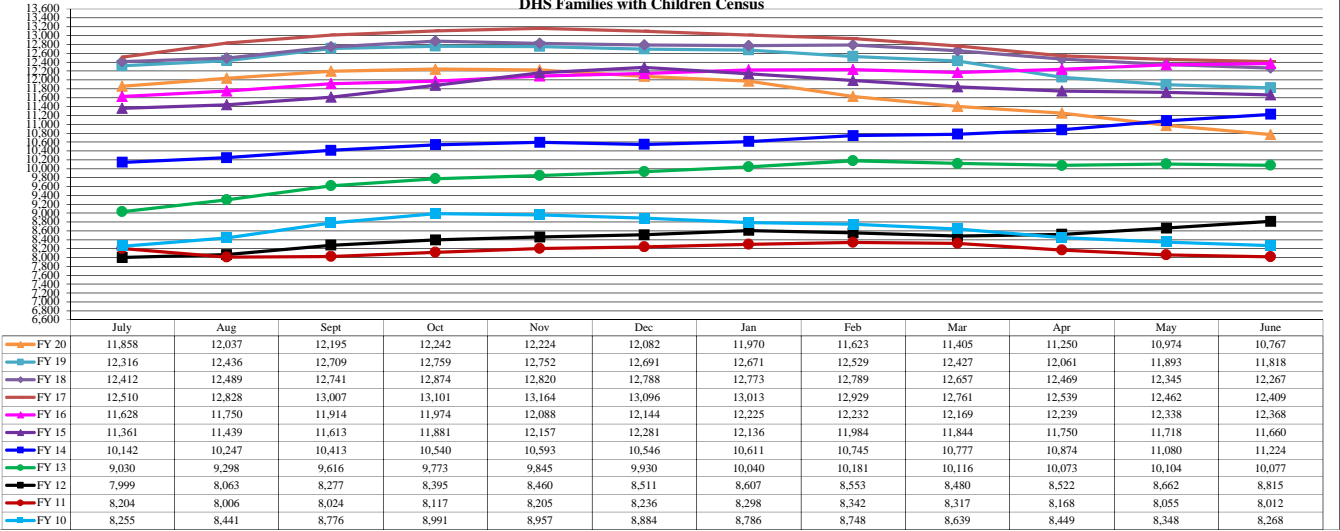
TOTAL SHELTER CENSUS	
Adults	36,464
Children	18,820
Total Individuals	55,284

SINGLE ADULT SHELTER CENSUS	
Men	13,168
Women	4,474
Total Single Adults	17,642

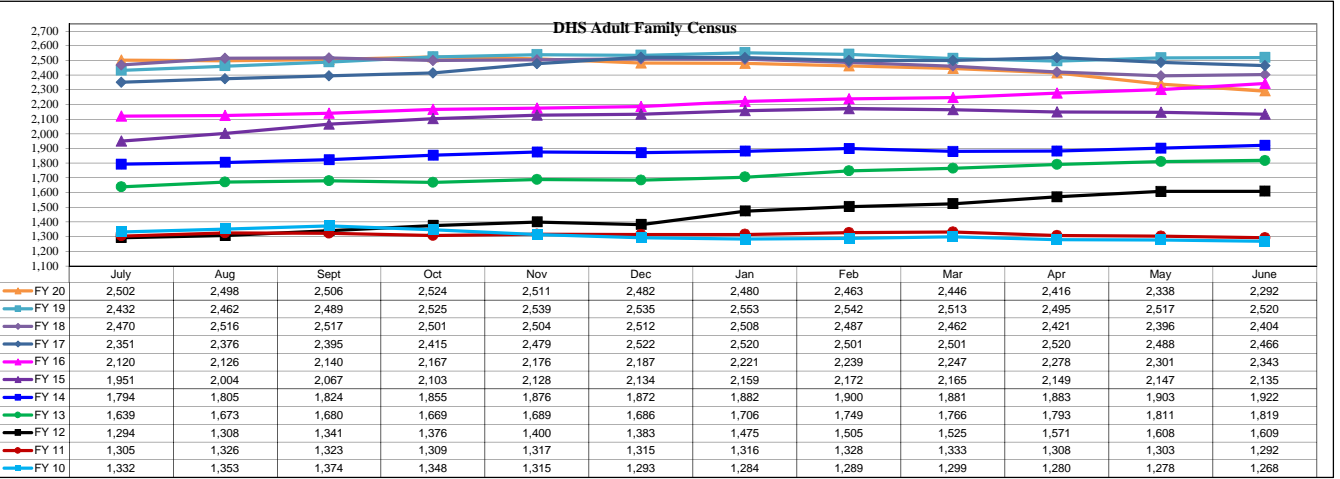
FAMILIES WITH CHILDREN CENSUS	
Families	10,585
Adults	14,118
Children	18,820
Individuals	32,938

ADULT FAMILIES CENSUS	
Families	2,225
Individuals (Adults)	4,704

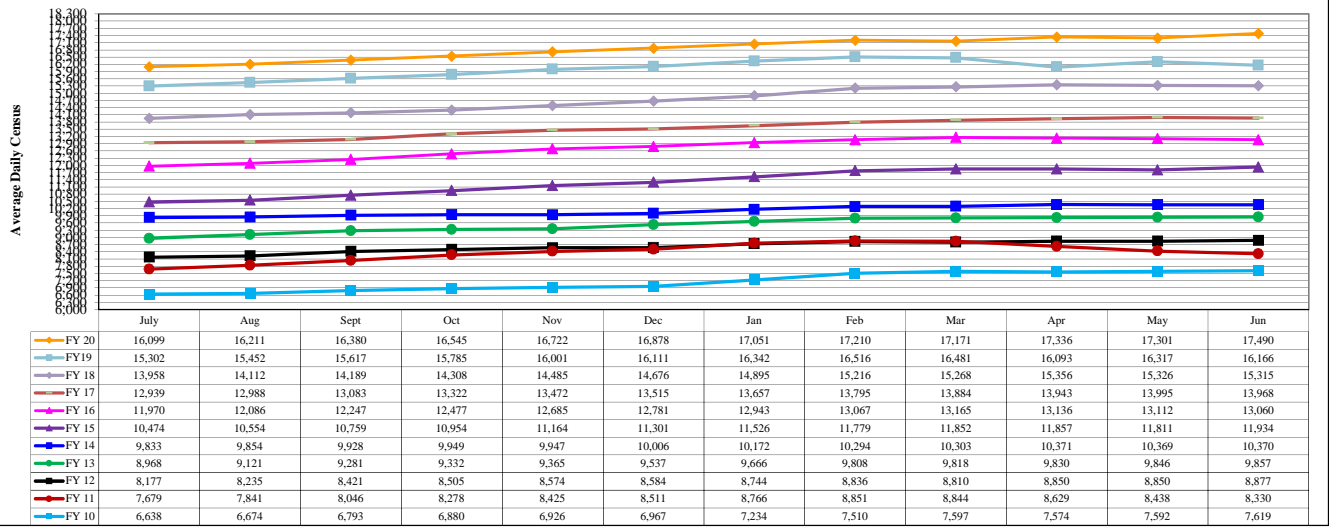
DHS Families with Children Census



DHS Adult Family Census



DHS Single Adult Shelter Census



*Due to data conversion the average monthly census for December 2011 and January 2012 for Families with Children and Adult Families is based upon data for a partial mon