

DAILY REPORT

10/31/2022

(Data from Sunday, October 30, 2022)

SINGLE ADULTS	
Drop-in Center Clients Served	537
Drop-in Center Overnight Census	142
Faith Bed Census	18
Outreach Contacts	279
Outreach Placements	22
Safe Haven Utilization	1504
Veterans In Short-term Housing	205
Criminal Justice Short-term Housing (Note: This count is also included in the TOTAL SHELTER CENSUS)	176

4 of 5 sites reported.
4 of 5 sites reported.
4 of 5 sites reported.

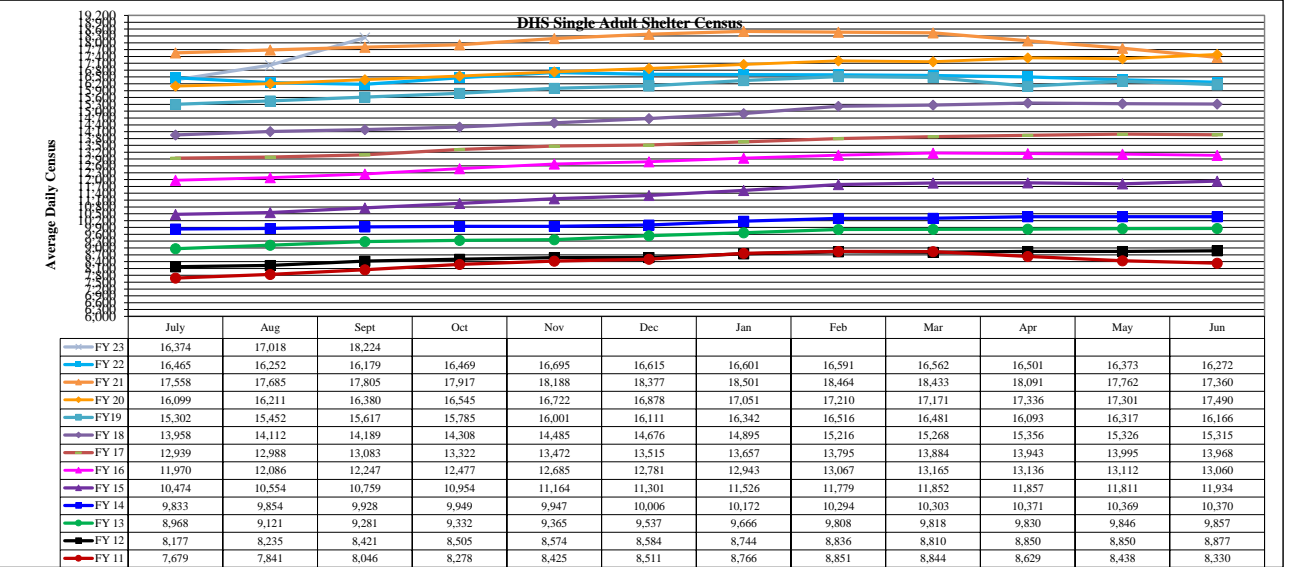
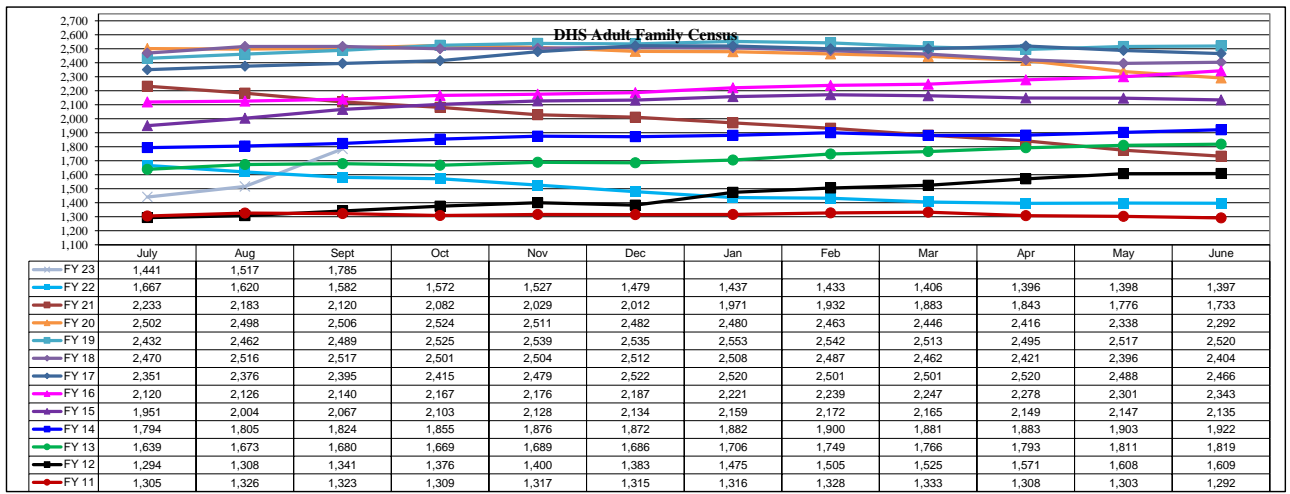
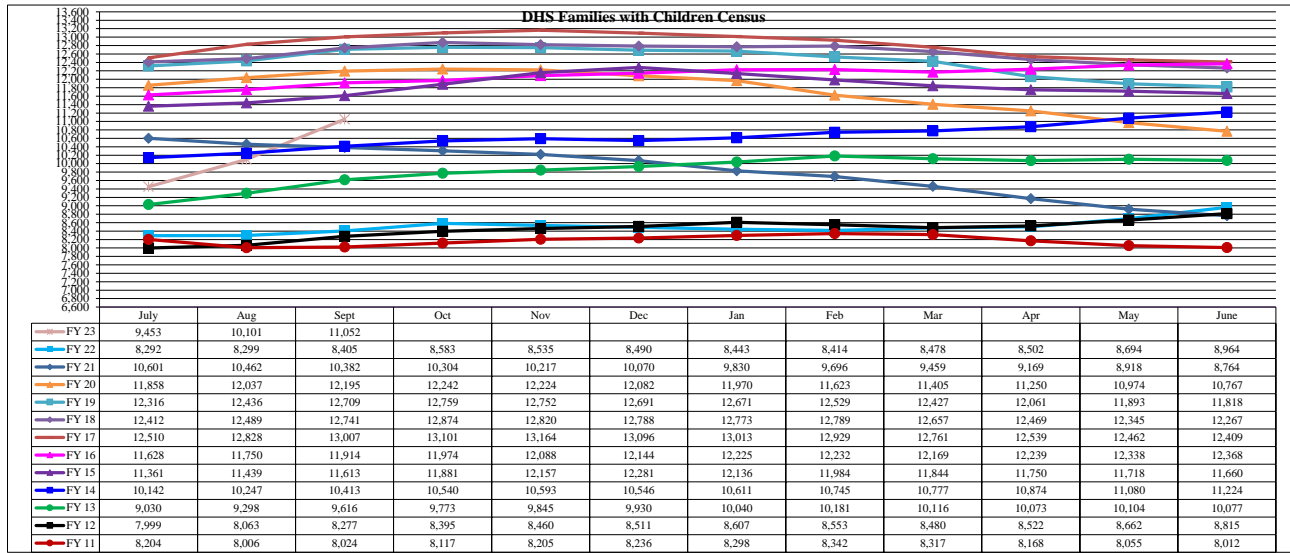
FAMILY INTAKE	
Families Requesting Temporary Housing at PATH	59
Adult Families Requesting Temporary Housing at AFIC	15
Families Placed in Overnight Accommodations	0
Families w/children at PATH Overnight (pre 10PM)	0

TOTAL SHELTER CENSUS	
Adults	43,008
Children	20,576
Total Individuals	63,584

SINGLE ADULTS	
Men	15,707
Women	4,403
Total Single Adults	20,110

FAMILIES WITH CHILDREN	
Families	12,094
Adults	17,893
Children	20,576
Individuals	38,469

ADULT FAMILIES CENSUS	
Families	2,363
Individuals (Adults)	5,005



*Due to data conversion the average monthly census for December 2011 and January 2012 for Families with Children and Adult Families is based upon data for a partial month.