

**DAILY REPORT**

7/9/2020

(Data from Wednesday, July 08, 2020)

SINGLE ADULTS	
Drop-in Center Clients Served	414
Drop-in Center Overnight Census	135
Faith Bed Census	47
Outreach Contacts	285
Outreach Placements	19
Safe Haven Utilization	1091
Veterans In Short-term Housing	242
Criminal Justice Short-term Housing	125

FAMILY INTAKE	
Families Requesting Temporary Housing at PATH	137
Adult Families Requesting Temporary Housing at AFIC	24
Families Placed in Overnight Accommodations	0
Families w/children at PATH Overnight (pre 10PM)	0

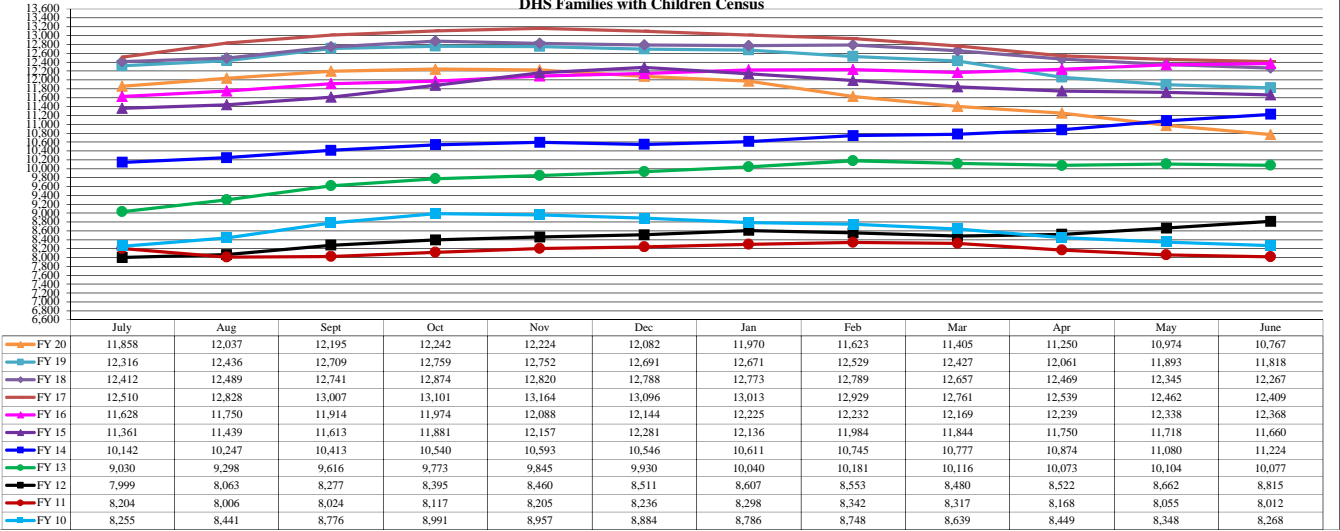
TOTAL SHELTER CENSUS	
Adults	36,471
Children	18,906
<b>Total Individuals</b>	<b>55,377</b>

SINGLE ADULT SHELTER CENSUS	
Men	13,099
Women	4,463
<b>Total Single Adults</b>	<b>17,562</b>

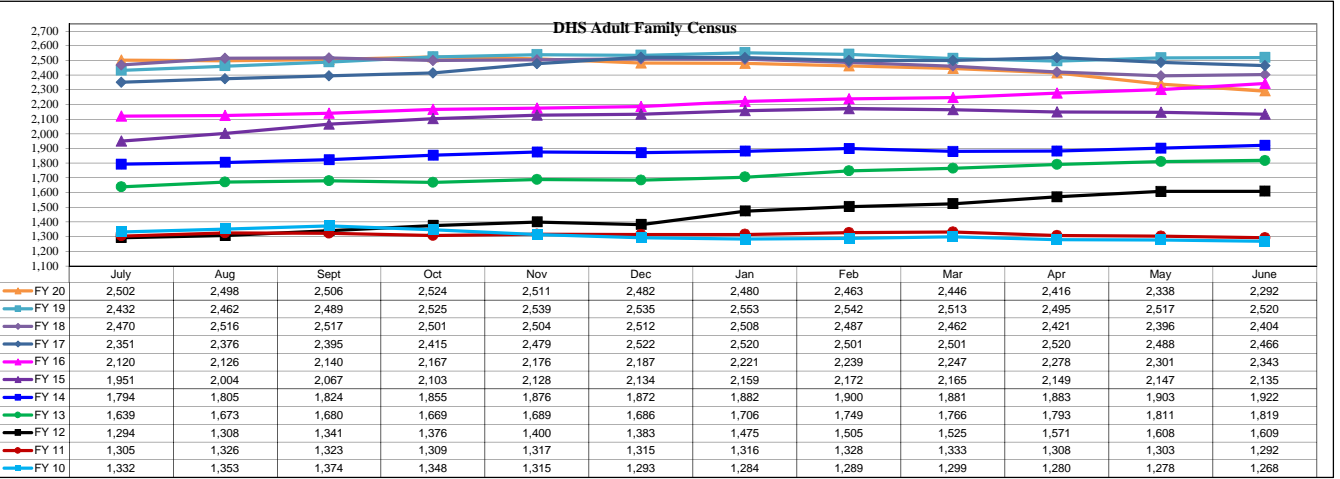
FAMILIES WITH CHILDREN CENSUS	
<b>Families</b>	10,621
Adults	14,171
Children	18,906
<b>Individuals</b>	<b>33,077</b>

ADULT FAMILIES CENSUS	
<b>Families</b>	2,243
<b>Individuals (Adults)</b>	<b>4,738</b>

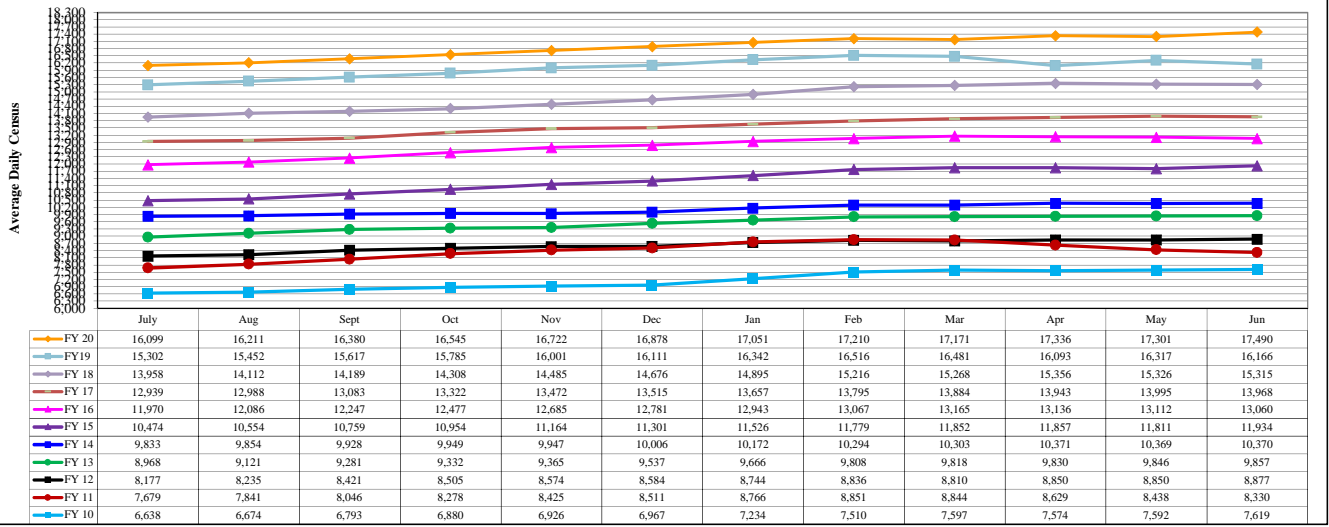
### DHS Families with Children Census



### DHS Adult Family Census



### DHS Single Adult Shelter Census



\*Due to data conversion the average monthly census for December 2011 and January 2012 for Families with Children and Adult Families is based upon data for a partial month