

**DAILY REPORT**

2/11/2021

(Data from Wednesday, February 10, 2021)

Code Blue

SINGLE ADULTS	
Drop-in Center Clients Served	453
Drop-in Center Overnight Census	186
Faith Bed Census	55
Outreach Contacts	311
Outreach Placements	20
Safe Haven Utilization	1091
Veterans In Short-term Housing	228
Criminal Justice Short-term Housing	112

FAMILY INTAKE	
Families Requesting Temporary Housing at PATH	57
Adult Families Requesting Temporary Housing at AFIC	21
Families Placed in Overnight Accommodations	0
Families w/children at PATH Overnight (pre 10PM)	0

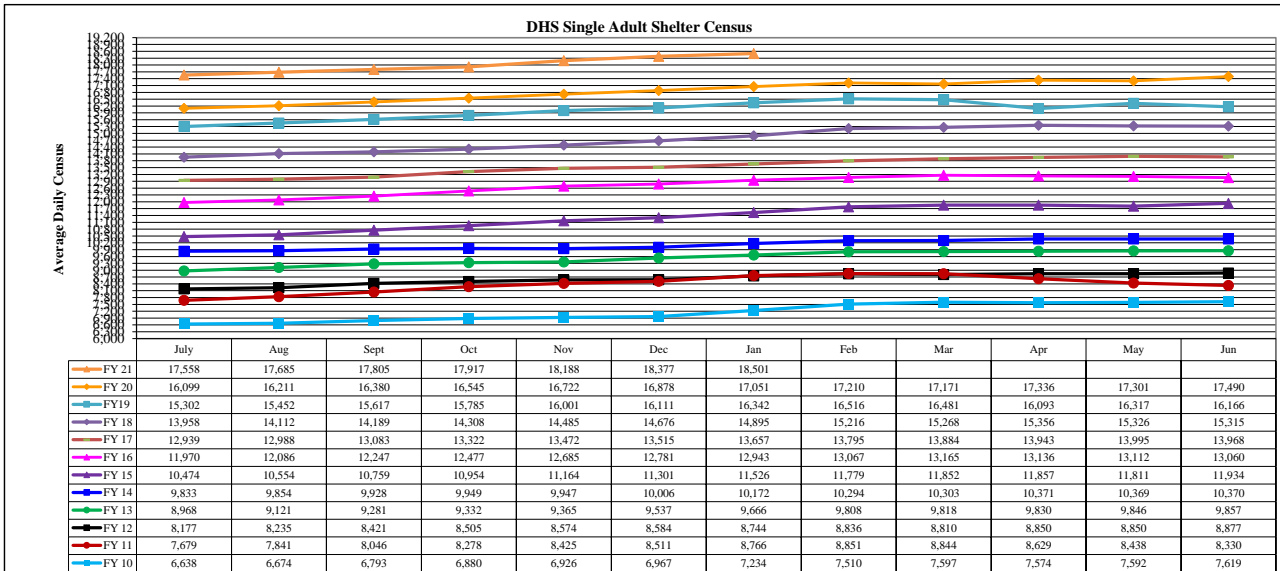
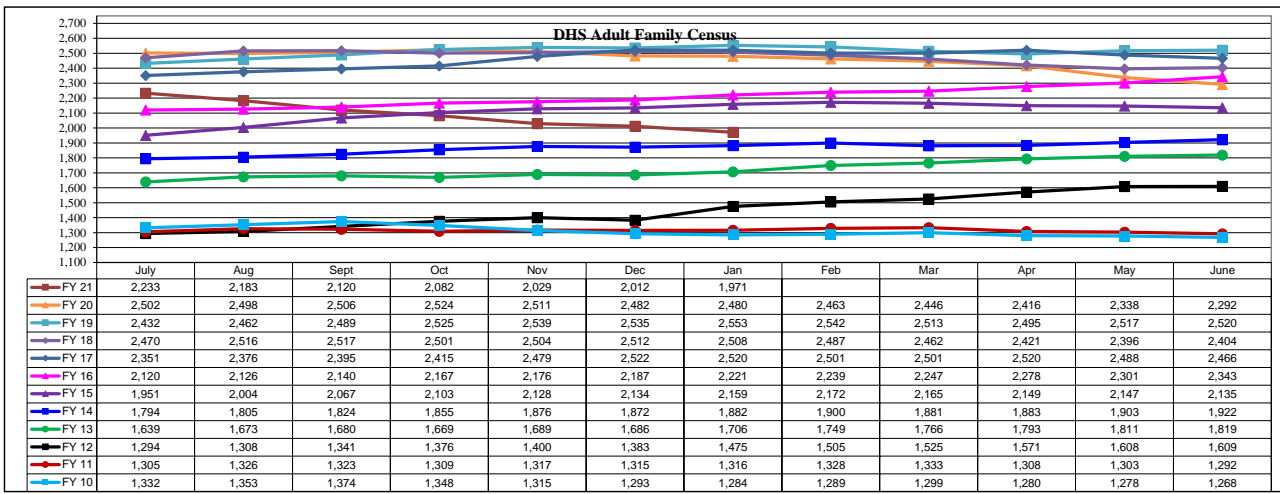
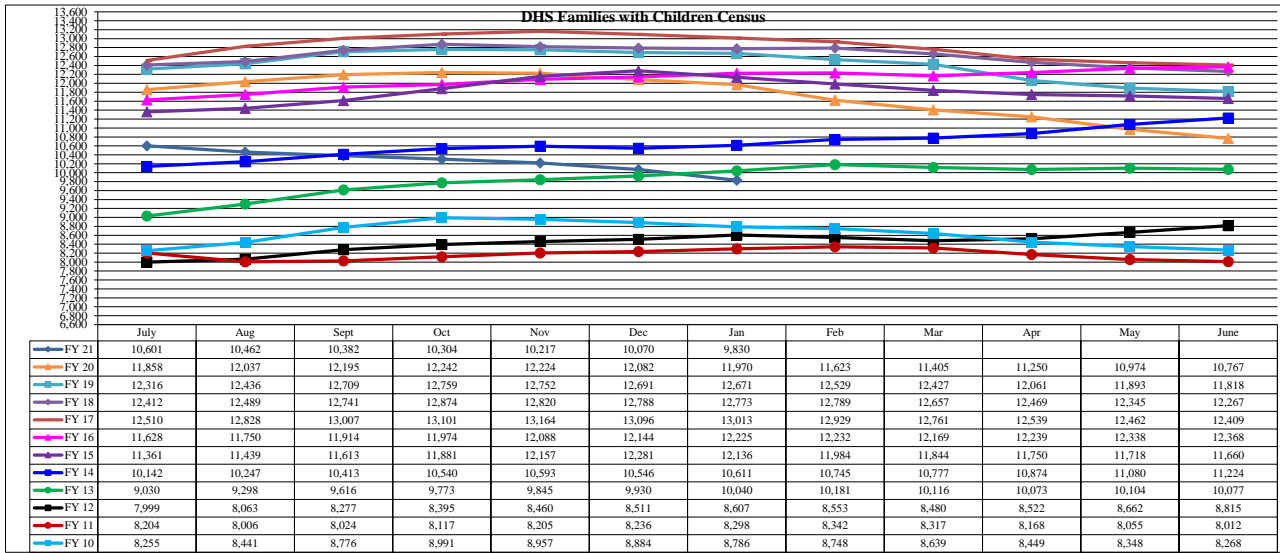
TOTAL SHELTER CENSUS	
Adults	35,422
Children	16,985
<b>Total Individuals</b>	<b>52,407</b>

SINGLE ADULTS	
Men	13,922
Women	4,577
<b>Total Single Adults</b>	<b>18,499</b>

FAMILIES WITH CHILDREN	
Families	9,721
Adults	12,825
Children	16,985
<b>Individuals</b>	<b>29,810</b>

ADULT FAMILIES CENSUS	
Families	1,940
<b>Individuals (Adults)</b>	<b>4,098</b>

x



\*Due to data conversion the average monthly census for December 2011 and January 2012 for Families with Children and Adult Families is based upon data for a partial month.