

DAILY REPORT

2/8/2021

(Data from Sunday, February 07, 2021)

Code Blue

SINGLE ADULTS	
Drop-in Center Clients Served	409
Drop-in Center Overnight Census	173
Faith Bed Census	0
Outreach Contacts	281
Outreach Placements	13
Safe Haven Utilization	1088
Veterans In Short-term Housing	230
Criminal Justice Short-term Housing	104

Incomplete (5/6)
Incomplete (5/6)
Incomplete (5/6)

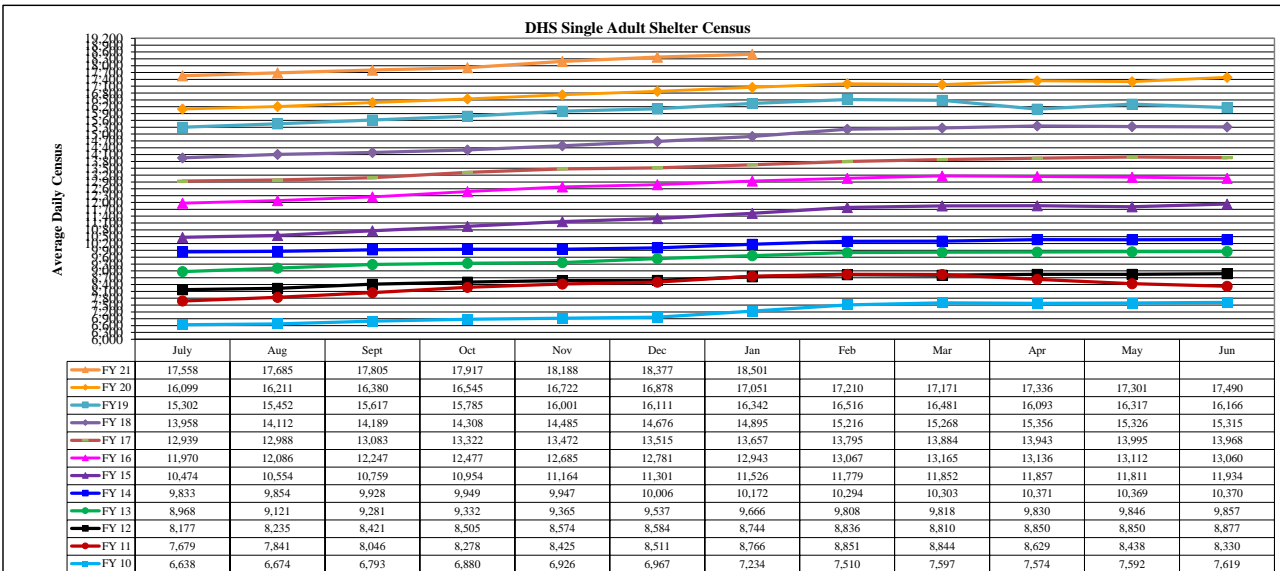
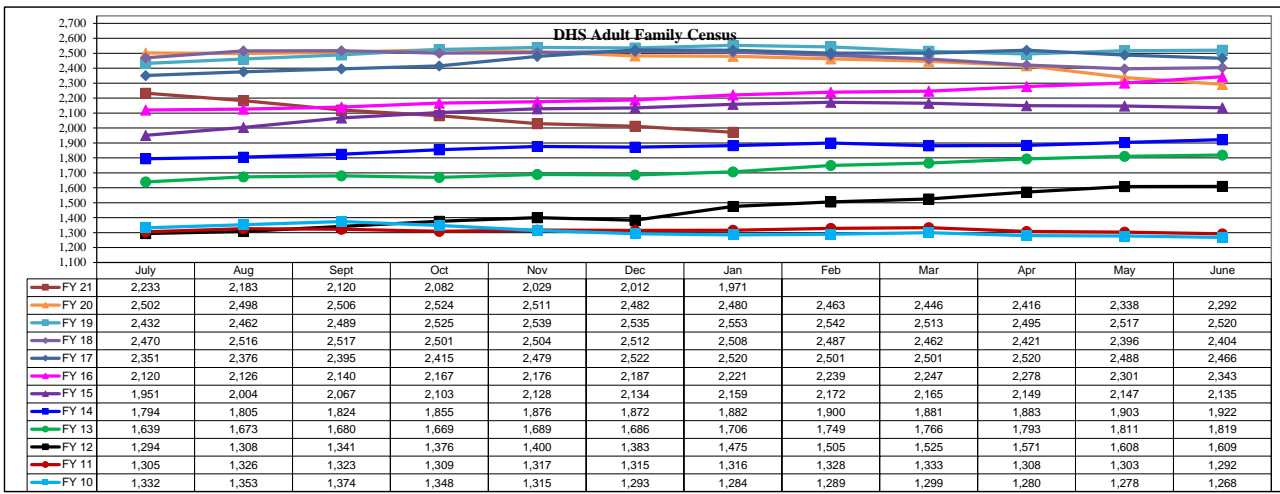
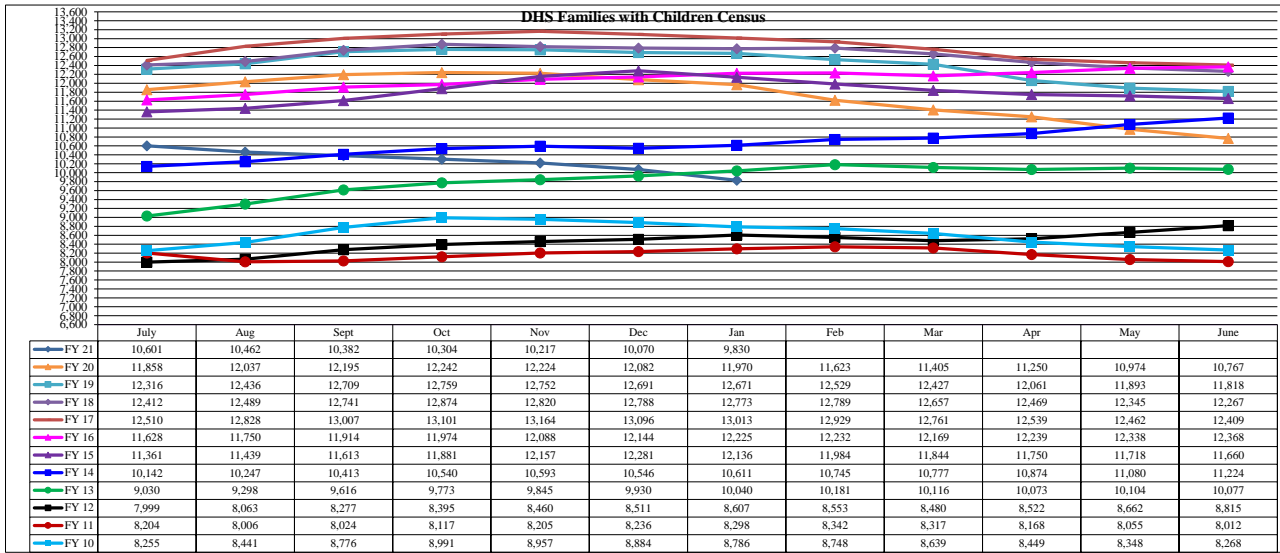
FAMILY INTAKE	
Families Requesting Temporary Housing at PATH	77
Adult Families Requesting Temporary Housing at AFIC	12
Families Placed in Overnight Accommodations	0
Families w/children at PATH Overnight (pre 10PM)	0

TOTAL SHELTER CENSUS	
Adults	35,410
Children	17,004
Total Individuals	52,414

SINGLE ADULTS	
Men	13,894
Women	4,592
Total Single Adults	18,486

FAMILIES WITH CHILDREN	
Families	9,731
Adults	12,830
Children	17,004
Individuals	29,834

ADULT FAMILIES CENSUS	
Families	1,939
Individuals (Adults)	4,094



*Due to data conversion the average monthly census for December 2011 and January 2012 for Families with Children and Adult Families is based upon data for a partial month.