

DAILY REPORT

3/24/2020

(Data from Monday, March 23, 2020)

SINGLE ADULTS	
Drop-in Center Clients Served	663
Drop-in Center Overnight Census	252
Faith Bed Census	80
Outreach Contacts	283
Outreach Placements	23
Safe Haven Utilization	1047
Veterans In Short-term Housing	248
Criminal Justice Short-term Housing	212

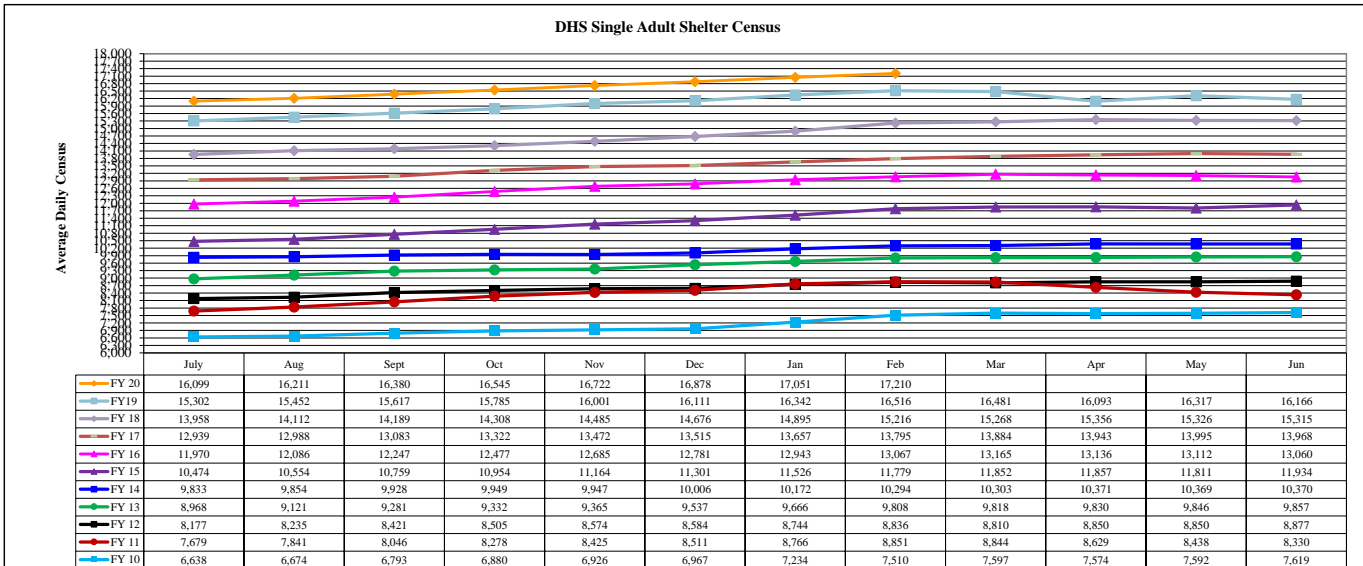
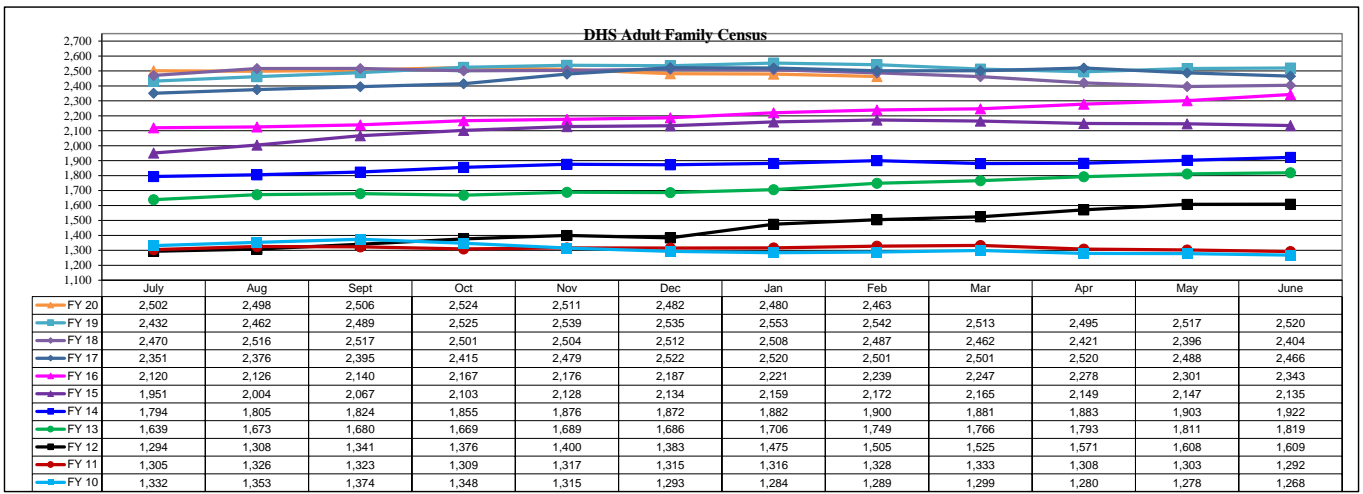
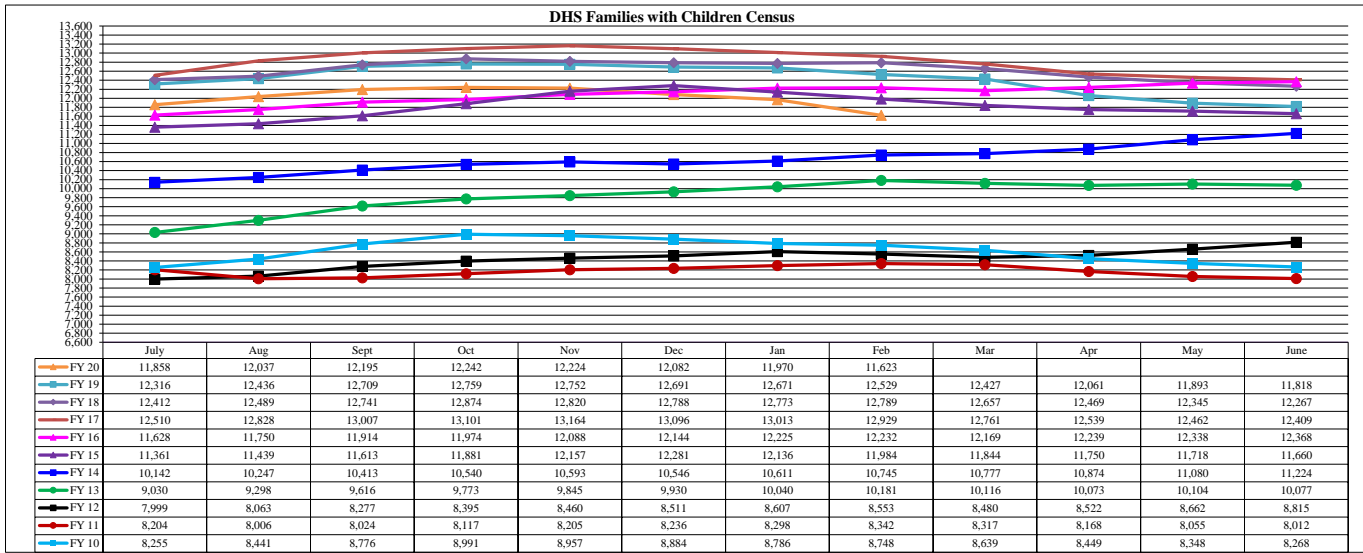
FAMILY INTAKE	
Families Requesting Temporary Housing at PATH	67
Adult Families Requesting Temporary Housing at AFIC	13
Families Placed in Overnight Accommodations	0
Families w/children at PATH Overnight (pre 10PM)	0

TOTAL SHELTER CENSUS	
Adults	37,520
Children	20,383
Total Individuals	57,903

SINGLE ADULT SHELTER CENSUS	
Men	12,579
Women	4,608
Total Single Adults	17,187

FAMILIES WITH CHILDREN CENSUS	
Families	11,355
Adults	15,199
Children	20,383
Individuals	35,582

ADULT FAMILIES CENSUS	
Families	2,435
Individuals (Adults)	5,134



*Due to data conversion the average monthly census for December 2011 and January 2012 for Families with Children and Adult Families is based upon data for a partial month.