

**DAILY REPORT**

2/1/2021

(Data from Sunday, January 31, 2021)

**Code Blue**

SINGLE ADULTS	
Drop-in Center Clients Served	274
Drop-in Center Overnight Census	59
Faith Bed Census	43
Outreach Contacts	266
Outreach Placements	13
Safe Haven Utilization	1090
Veterans In Short-term Housing	208
Criminal Justice Short-term Housing	103

**Incomplete (3/6)**  
**Incomplete (3/6)**  
**Incomplete (3/6)**

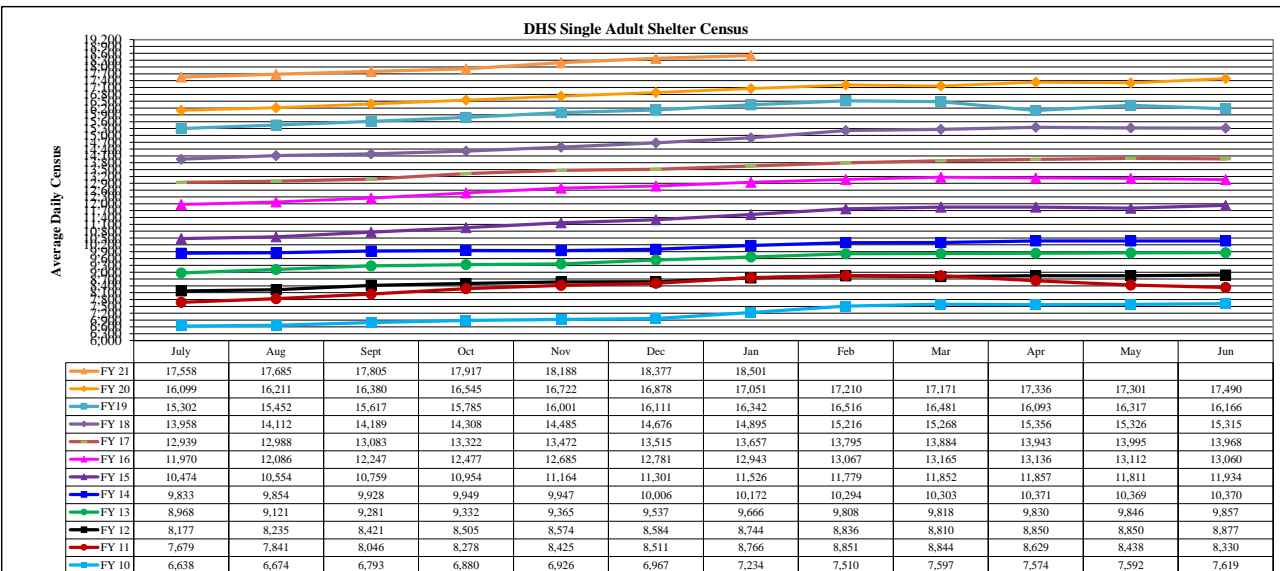
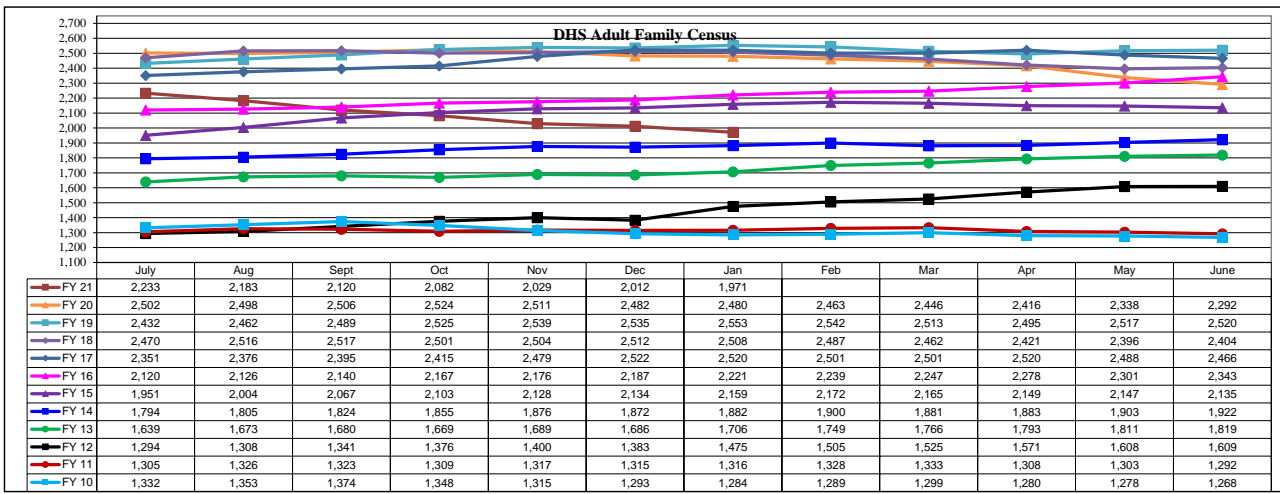
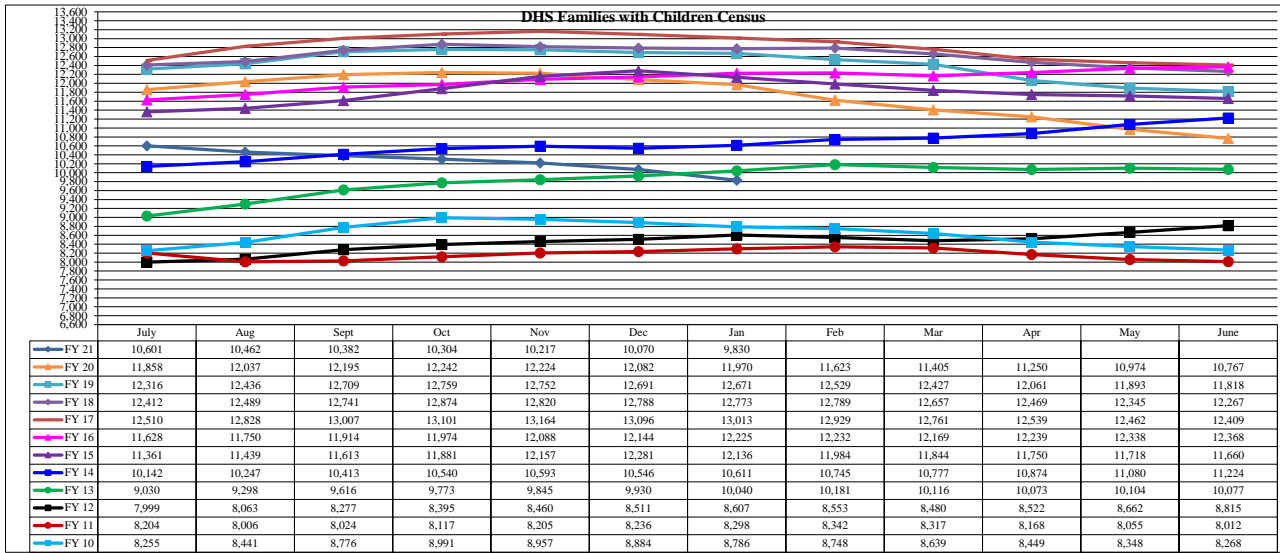
FAMILY INTAKE	
Families Requesting Temporary Housing at PATH	91
Adult Families Requesting Temporary Housing at AFIC	13
Families Placed in Overnight Accommodations	0
Families w/children at PATH Overnight (pre 10PM)	0

TOTAL SHELTER CENSUS	
Adults	35,584
Children	17,079
<b>Total Individuals</b>	<b>52,663</b>

SINGLE ADULTS	
Men	14,010
Women	4,612
<b>Total Single Adults</b>	<b>18,622</b>

FAMILIES WITH CHILDREN	
Families	9,762
Adults	12,856
Children	17,079
<b>Individuals</b>	<b>29,935</b>

ADULT FAMILIES CENSUS	
Families	1,947
<b>Individuals (Adults)</b>	<b>4,106</b>



\*Due to data conversion the average monthly census for December 2011 and January 2012 for Families with Children and Adult Families is based upon data for a partial month.