



BILL DE BLASIO
MAYOR

CIVILIAN COMPLAINT REVIEW BOARD
100 CHURCH STREET 10th FLOOR
NEW YORK, NEW YORK 10007 ♦ TELEPHONE (212) 912-7235
www.nyc.gov/ccrb



FREDERICK DAVIE
CHAIR

Executive Director's Monthly Report
September 2020
(Statistics for August 2020)

Contents

Executive Summary	2
Glossary	3
Complaints Received	4
CCRB Cases Received By Borough and Precinct	5
Allegations Received	7
CCRB Docket	10
Body Worn Camera Footage Requests	12
Closed Cases	13
Resolving Cases	13
Dispositions / Case Abstracts	14
Dispositions - Full Investigations	16
Dispositions - All CCRB Cases	17
Dispositions - Allegations	18
Substantiation Rates	20
Substantiation Rates and Video	21
Board Discipline Recommendations for Substantiated Complaints	22
Board Discipline Recommendations for Substantiated Allegations	24
Truncations	27
Complaints by PSA	28
Mediation Unit	30
Administrative Prosecution Unit	32
NYPD Discipline	33
Appendix	39

Executive Summary

The Civilian Complaint Review Board (“CCRB”) is an independent municipal Agency that investigates complaints of NYPD misconduct. Every month, the CCRB prepares an Executive Director report for its public meeting. Data for August 2020 included the following highlights:

- 1) Of the cases in the CCRB active investigations docket, 64% have been open for 4 months or fewer, and 81% have been open for 7 months or fewer (page 10). In August, the CCRB opened 225 new cases (page 4), and currently has a total open docket of 2,764 cases (page 11).
- 2) The CCRB substantiated allegations in 40% of its fully investigated cases (page 16).
- 3) The CCRB fully investigated 27% of the cases it closed in August (page 13) and resolved (fully investigated, mediated or attempted mediation) 27% of the cases it closed (page 17). The Agency's truncation rate was 73% (page 13). This is primarily driven by uncooperative complainants/alleged victims, or witnesses.
- 4) For August, investigations using video evidence resulted in substantiated allegations in 45% of cases - compared to 15% of cases in which video was not available (page 20-21).
- 5) The Monthly Report includes a breakdown of complaints and substantiations by NYPD precinct and borough of occurrence (pages 5-6, 25-26).
- 6) In August the Police Commissioner did not finalize any decisions against police officers in Administrative Prosecution Unit (APU) cases (page 32). The CCRB's APU prosecutes the most serious allegations of misconduct. The APU conducted 6 trials against members of the NYPD year-to-date; no trials were conducted against respondent officers in August.

Finally, the Monthly Report contains a Table of Contents, Glossary, and Appendix, all meant to assist readers in navigating this report. The CCRB is committed to producing monthly reports that are valuable to the public, and welcomes feedback on how to make its data more accessible.

Glossary

In this glossary we have included a list of terms that regularly appear in our reports.

Allegation: An allegation is a specific act of misconduct. The same “complaint” can have multiple allegations – excessive force and discourteous language, for example. Each allegation is reviewed separately during an investigation.

APU: The Administrative Prosecution Unit is the division of the CCRB that has prosecuted “charges” cases since April 2013, after the signing of a 2012 Memorandum of Understanding between the CCRB and NYPD.

Board Panel: The “Board” of the CCRB has 13 members. Of the 13 members, five are chosen by the Mayor, five are chosen by the City Council, and three are chosen by the Police Commissioner. Following a completed investigation by the CCRB staff, three Board members, sitting as a Board Panel, will make a finding on whether misconduct occurred and will make a recommendation on what level of penalty should follow.

Case/Complaint: For the purposes of CCRB data, a “case” or “complaint” is defined as any incident within the Agency’s jurisdiction, brought to resolution by the CCRB. Cases/Complaints thus include truncations, fully investigated or ongoing cases, mediations, and completed investigations pending Board Panel review.

Disposition: The Board’s finding as to the outcome of a case (i.e. if misconduct occurred).

FADO: Under the City Charter, the CCRB has jurisdiction to investigate the following categories of police misconduct: Force, Abuse of Authority, Discourtesy, and Offensive Language, collectively known as “FADO”.

Intake: CCRB’s intake team initially handles complaints from the public. Intake takes complaints that come via live phone calls, voicemails, an online complaint form, or in-person.

Investigation: CCRB investigators gather evidence and interview witnesses to prepare reports on misconduct allegations. An investigation ends when a closing report is prepared detailing the evidence and legal analysis, and the case is given to the Board for disposition.

Mediation: A complainant may mediate his or her case with the subject officer, in lieu of an investigation, with the CCRB providing a neutral, third-party mediator.

Truncation: When a complaint is withdrawn or there is no complainant/alleged victim available for an interview, the investigation is “truncated.”

Complaints Received

The CCRB’s Intake team processes misconduct complaints from the public and referrals from the NYPD. Under the New York City Charter, the CCRB’s jurisdiction is limited to allegations of misconduct related to Force, Abuse of Authority, Discourtesy and Offensive Language. All other complaints are referred to the appropriate agency. Figure 1 refers to all complaints that the CCRB receives and Figures 2 and 3 refer to new cases that remain with the Agency. In August 2020, the CCRB initiated 225 new complaints.

Figure 1: Total Intake by Month (January 2019 - August 2020)

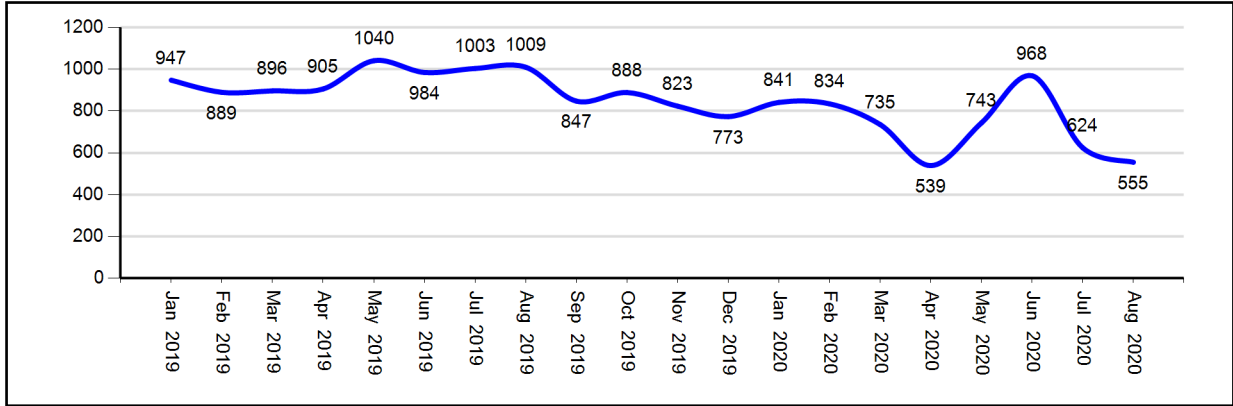


Figure 2: New CCRB Complaints by Month (January 2019 - August 2020)

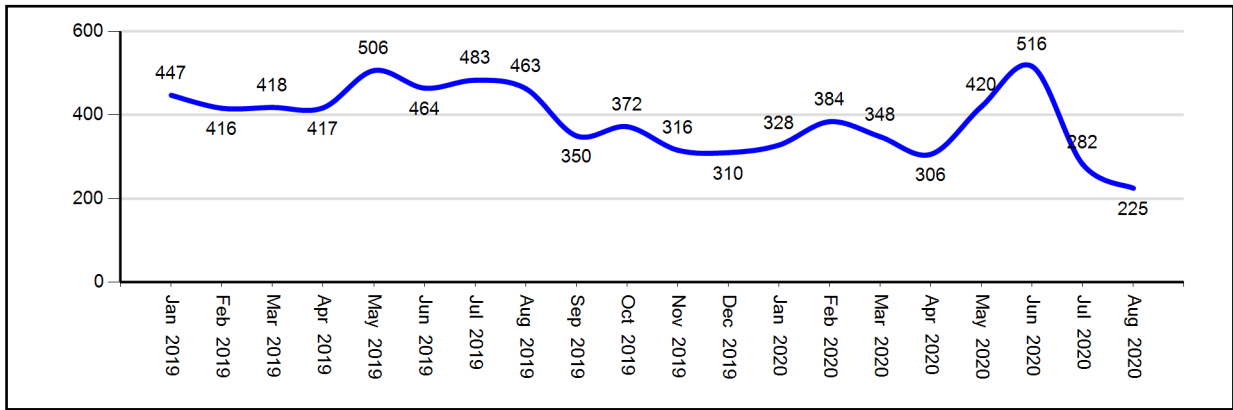
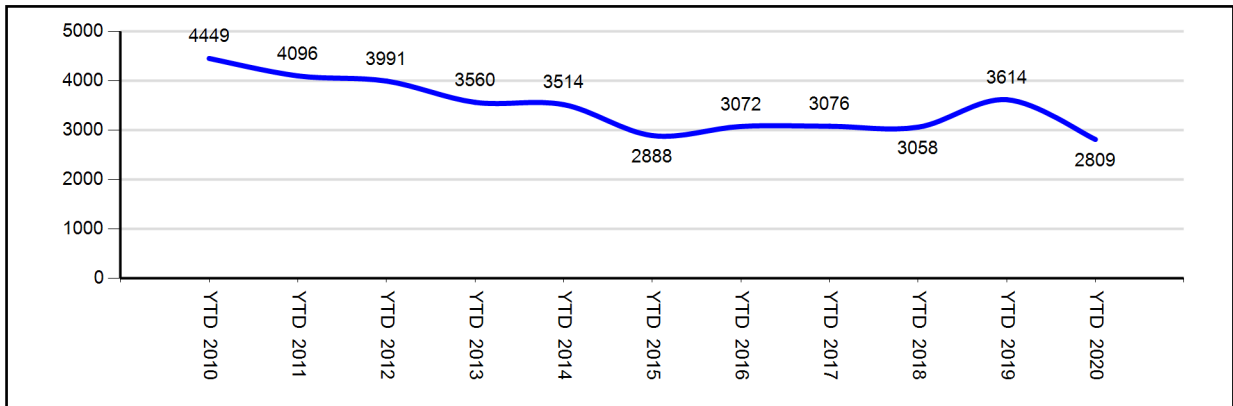


Figure 3: New CCRB Complaints by Year (YTD 2010 - YTD 2020)



CCRB Cases Received by Borough and Precinct

Of the five boroughs, the largest number of misconduct complaints stemmed from incidents occurring in Brooklyn, followed by Manhattan. The 1st Precinct had the highest number at 11 incidents.

Figure 4: CCRB Complaints Received By Borough of Occurrence (August 2020)

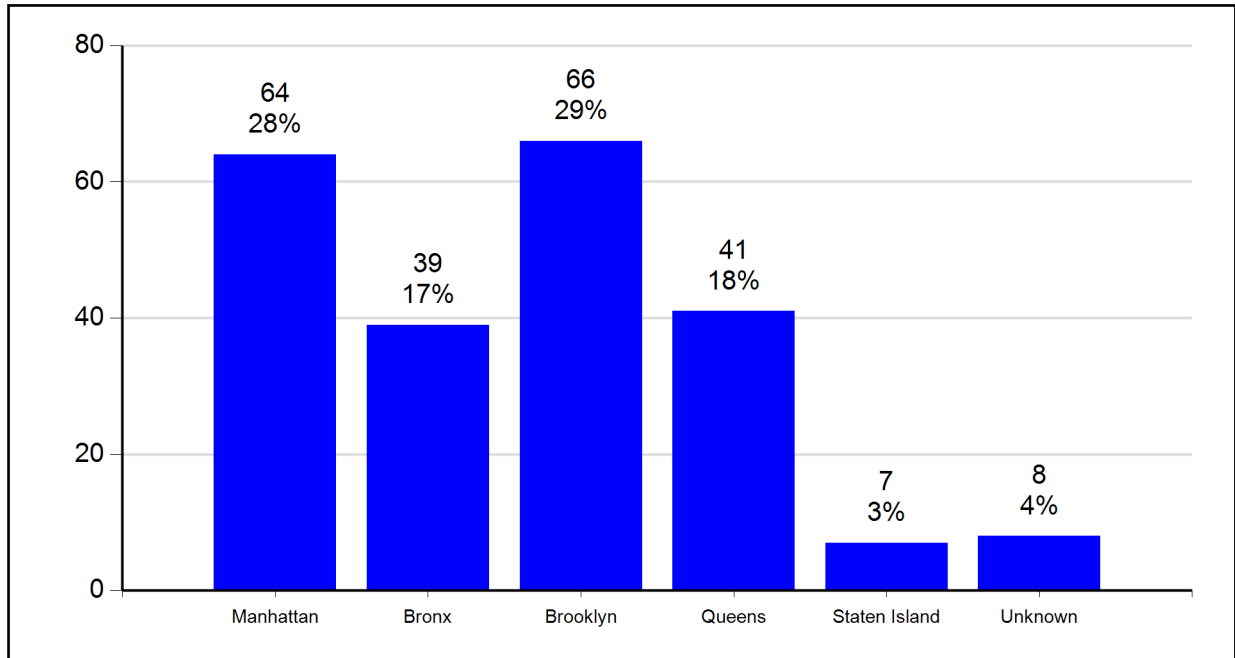


Figure 5: CCRB Complaints Received By Borough of Occurrence (YTD 2020)

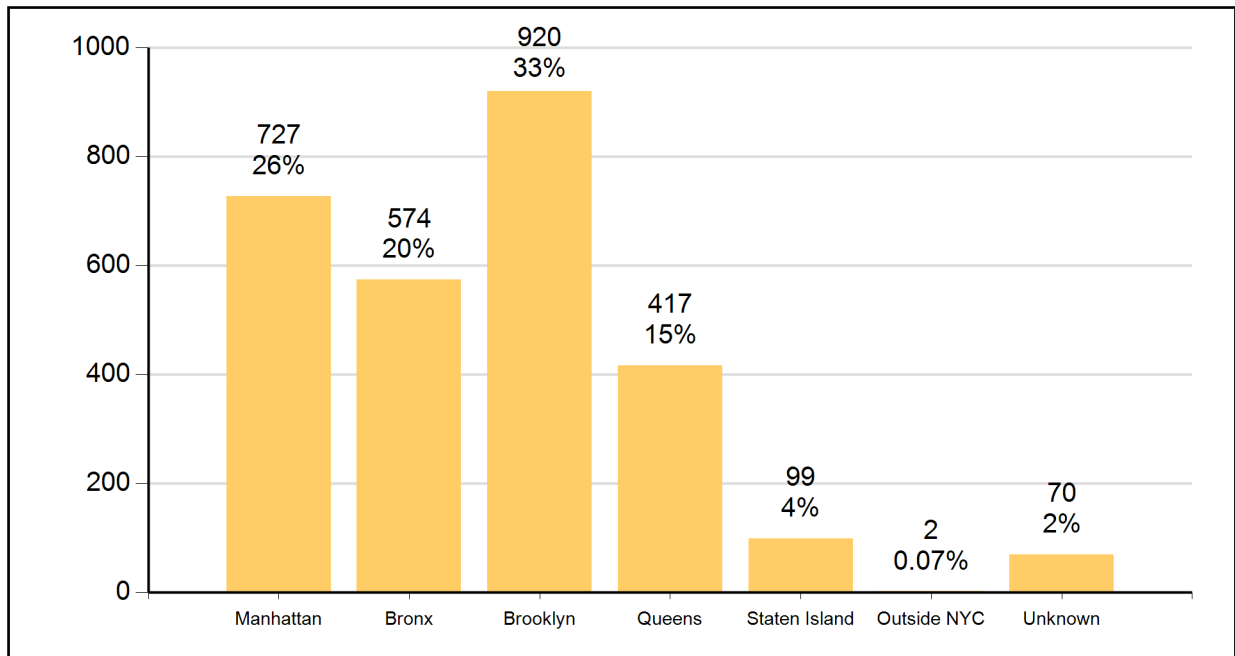


Figure 6: CCRB Complaints Received By Precinct of Occurrence (August 2020)

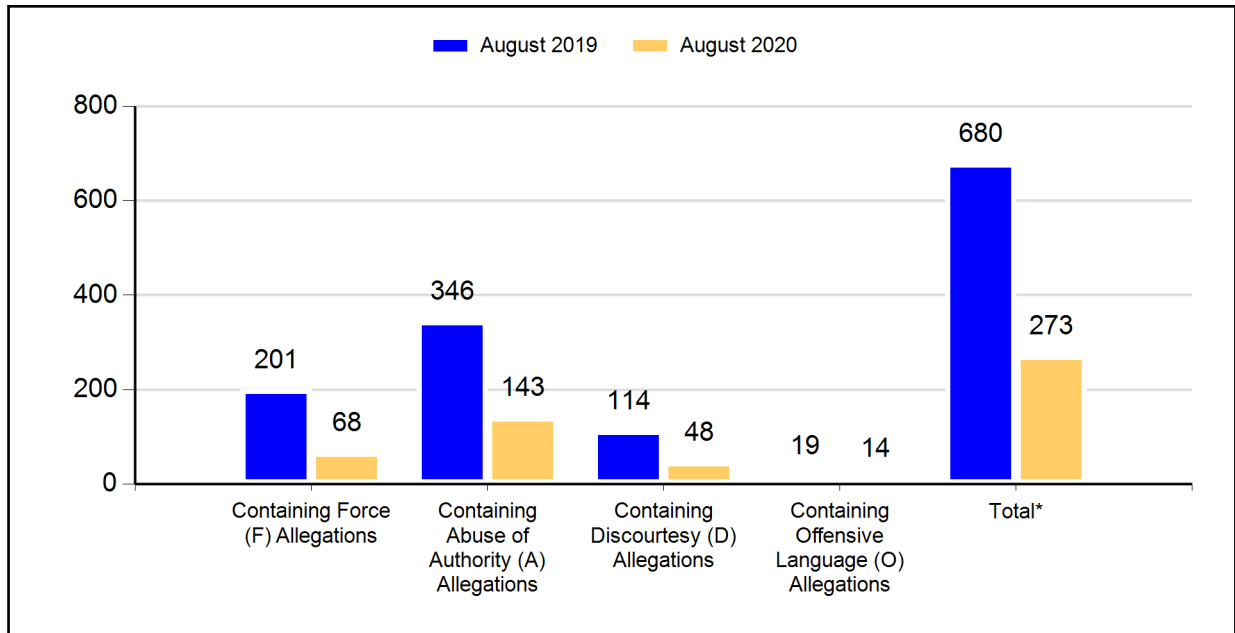
NYPD Precinct of Occurrence*	Number of Complaints	NYPD Precinct of Occurrence*	Number of Complaints
0	2	67	9
1	11	68	4
5	5	69	4
6	4	70	5
7	2	71	3
9	1	72	2
13	2	73	1
14	4	75	6
17	2	77	2
18	5	78	2
19	3	79	4
23	4	81	1
24	5	83	3
25	4	84	5
28	1	88	2
30	3	90	3
32	3	100	3
33	1	101	2
34	2	102	2
40	5	103	4
41	4	104	2
43	4	105	3
44	3	106	6
45	1	108	2
46	4	109	1
47	3	110	1
48	3	111	2
49	1	112	3
50	3	113	3
52	5	114	3
60	1	115	3
62	3	120	3
63	1	121	2
66	2	122	2
		Unknown	15

*These figures track where an incident occurred, not necessarily the Command of the officer. Please review Figures 62A-62Q for Command Level data for cases closed in 2017.

Allegations Received

As described in the previous section, the CCRB has jurisdiction over four categories of NYPD misconduct. In comparing August 2019 to August 2020, the number of complaints containing an allegation of Force is down, Abuse of Authority complaints are down, Discourtesy are down and Offensive Language are down. Figures for the year-to-date comparison show that in 2020, complaints containing an allegation of Force are down, Abuse of Authority are down, Discourtesy are down and Offensive Language are up.

Figure 7: CCRB Complaints Received By Type of Allegation (August 2019 vs. August 2020)



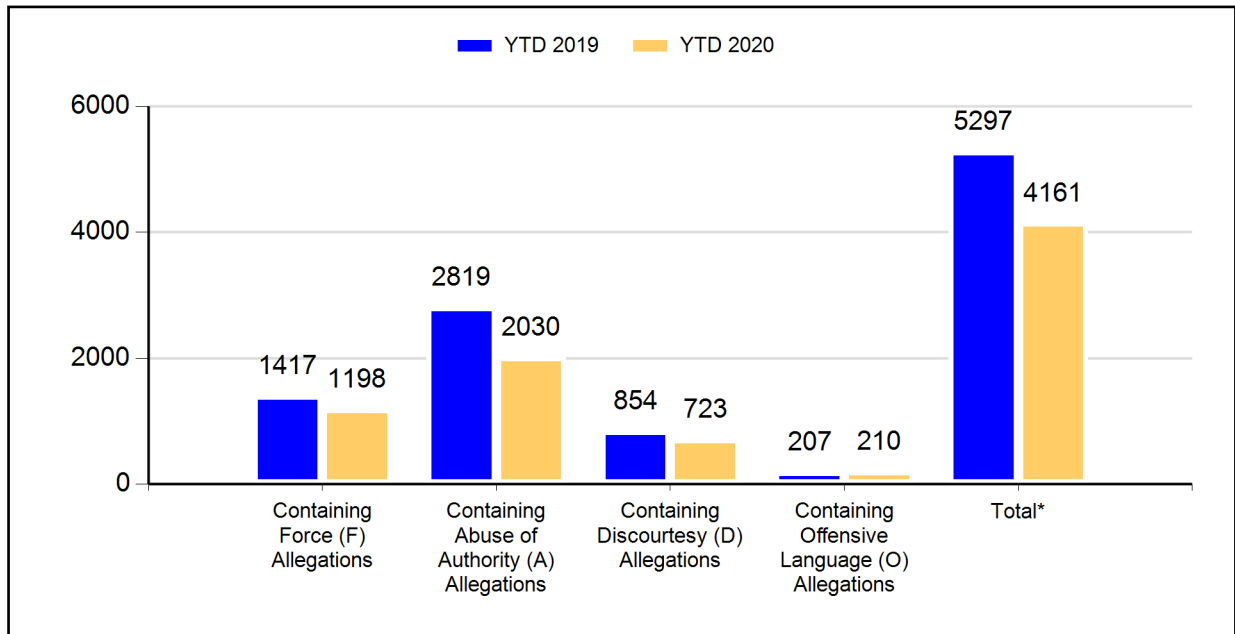
*This is the total of distinct FADO allegation types in complaints received.

Figure 8: CCRB Complaints Received By Type of Allegation (% of Complaints)

	August 2019		August 2020		Change	% Change
	Count	% of Total Complaints	Count	% of Total Complaints		
Force (F)	201	43%	68	30%	-133	-66%
Abuse of Authority (A)	346	75%	143	64%	-203	-59%
Discourtesy (D)	114	25%	48	21%	-66	-58%
Offensive Language (O)	19	4%	14	6%	-5	-26%
Total FADO Allegations	680		273		-407	-60%
Total Complaints	463		225		-238	-51%

Note: the number of allegations in recently received complaints typically grows somewhat as the complaints are investigated.

Figure 9: CCRB Complaints Received By Type of Allegation (YTD 2019 vs. YTD 2020)



*This is the total of distinct FADO allegation types in complaints received.

Figure 10: CCRB Complaints Received By Type of Allegation YTD (% of Complaints)

	YTD 2019		YTD 2020		Change	% Change
	Count	% of Total Complaints	Count	% of Total Complaints		
Force (F)	1417	39%	1198	43%	-219	-15%
Abuse of Authority (A)	2819	78%	2030	72%	-789	-28%
Discourtesy (D)	854	24%	723	26%	-131	-15%
Offensive Language (O)	207	6%	210	7%	3	1%
Total FADO Allegations	5297		4161		-1136	-21%
Total Complaints	3614		2809		-805	-22%

Note: the number of allegations in recently received complaints typically grows somewhat as the complaints are investigated.

Figure 11: Total Allegations (% of Total Allegations)

	August 2019		August 2020		Change	% Change
	Count	% of Total Allegations	Count	% of Total Allegations		
Force (F)	502	27%	132	24%	-370	-74%
Abuse of Authority (A)	1179	63%	331	61%	-848	-72%
Discourtesy (D)	167	9%	64	12%	-103	-62%
Offensive Language (O)	23	1%	19	3%	-4	-17%
Total Allegations	1871		546		-1325	-71%
Total Complaints	463		225		-238	-51%

Figure 12: Total Allegations YTD (% of Total Allegations)

	YTD 2019		YTD 2020		Change	% Change
	Count	% of Total Allegations	Count	% of Total Allegations		
Force (F)	3134	23%	3034	28%	-100	-3%
Abuse of Authority (A)	8902	66%	6586	60%	-2316	-26%
Discourtesy (D)	1237	9%	1082	10%	-155	-13%
Offensive Language (O)	267	2%	278	3%	11	4%
Total Allegations	13540		10980		-2560	-19%
Total Complaints	3614		2809		-805	-22%

The number of allegations in recently received complaints typically grows as the complaints are investigated.

CCRB Docket

As of the end of August 2020, 64% of active CCRB cases are fewer than five months old, and 81% active cases have been open for fewer than eight months.

Figure 13: Age of Active Cases Based on Received Date (August 2020)

Case Age Group	Count	% of Total
Cases 0-4 Months	1507	63.8%
Cases 5-7 Months	406	17.2%
Cases 8-11 Months	267	11.3%
Cases 12-18 Months*	170	7.2%
Cases Over 18 Months**	13	0.6%
Total	2363	100%

*12-18 Months: 9 cases that were reopened; 1 case that was on DA Hold.

**Over18 Months: 7 cases that were reopened; 3 cases that were on DA Hold.

Figure 14: Age of Active Cases Based on Incident Date (August 2020)

	Count	% of Total
Cases 0-4 Months	1381	58.4%
Cases 5-7 Months	425	18.0%
Cases 8-11 Months	293	12.4%
Cases 12-18 Months*	227	9.6%
Cases Over 18 Months**	37	1.6%
Total	2363	100%

*12-18 Months: 10 cases that were reopened; 2 cases that were on DA Hold.

**Over18 Months: 8 cases that were reopened; 3 cases that were on DA Hold.

An active case is here defined as an investigation; cases in mediation are excluded.

Figure 15: Number of Active Investigations (January 2019 - August 2020)

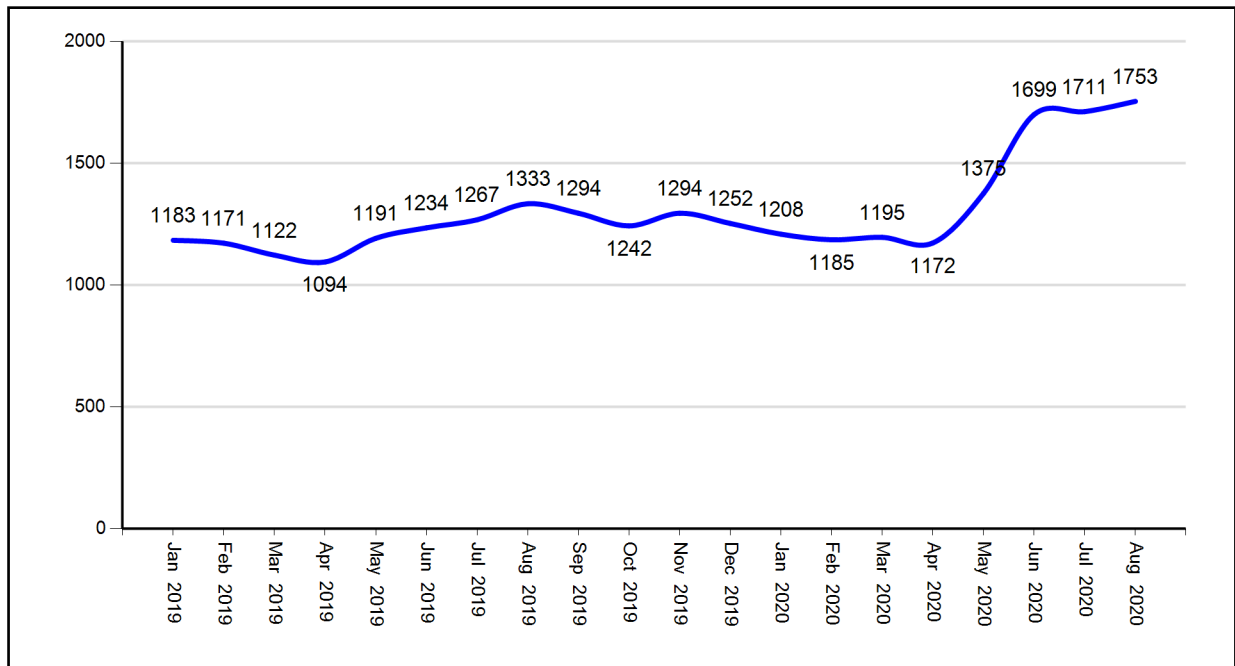


Figure 16: Open Docket Analysis

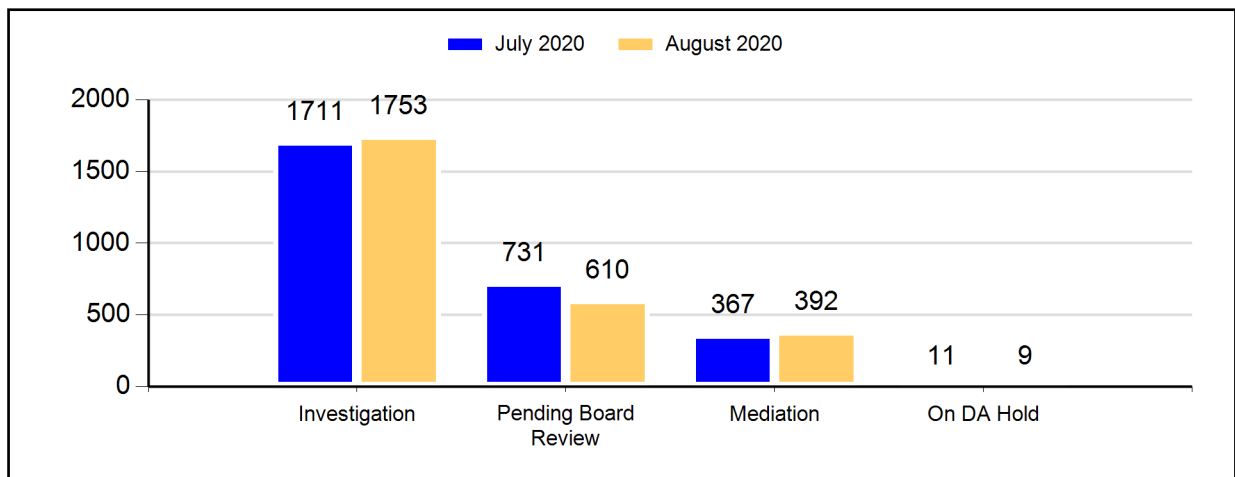


Figure 17: Open Docket Analysis with % Change

	July 2020		August 2020		Change	% Change
	Count	% of Total	Count	% of Total		
Investigations	1711	61%	1753	63%	42	2%
Pending Board Review	731	26%	610	22%	-121	-17%
Mediation	367	13%	392	14%	25	7%
On DA Hold	11	0%	9	0%	-2	-18%
Total	2820		2764		-56	-2%

Body Worn Camera Footage Requests

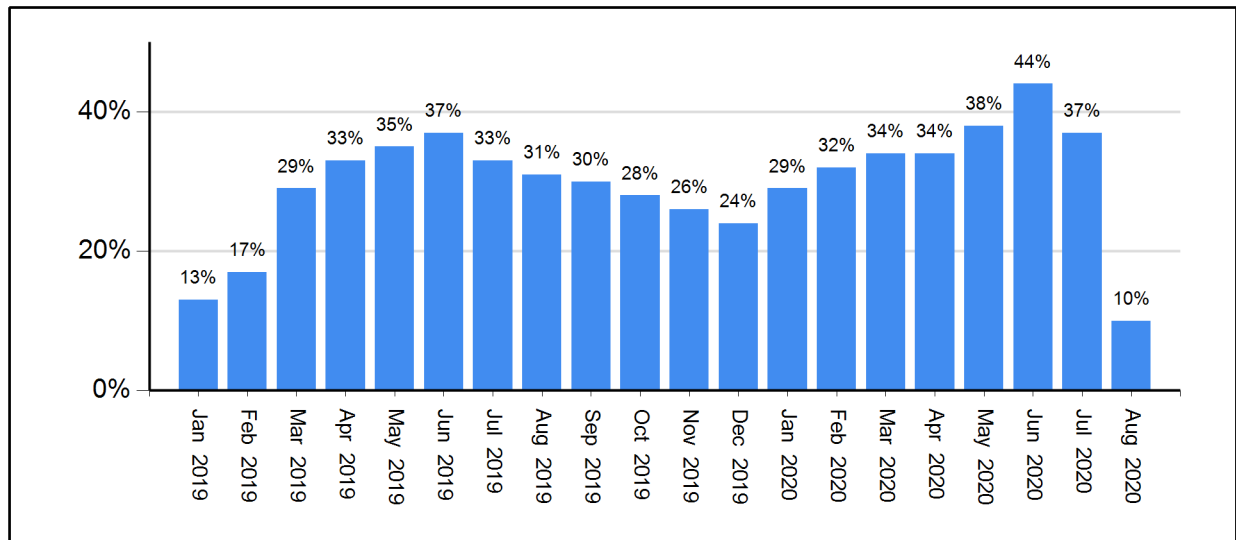
Since the widespread roll out of body worn cameras in 2018, the collection of footage from these cameras has become an integral part of CCRB investigations.

The timeliness of the response to BWC footage requests has a direct impact on the length of time it takes to complete an investigation. The longer it takes to fulfill BWC requests, the longer CCRB investigations remain on the open docket.

Figure 18: Pending Requests for BWC Footage

Days Pending	BWC Requests	% of Total
00 <= Days < 30	67	38.7%
30 <= Days < 60	12	6.9%
60 <= Days < 90	23	13.3%
90 <= Days	71	41.0%
Total	173	100%

Figure 19: Percentage of Open Investigations Docket with Pending BWC Requests (January 2019 - August 2020)

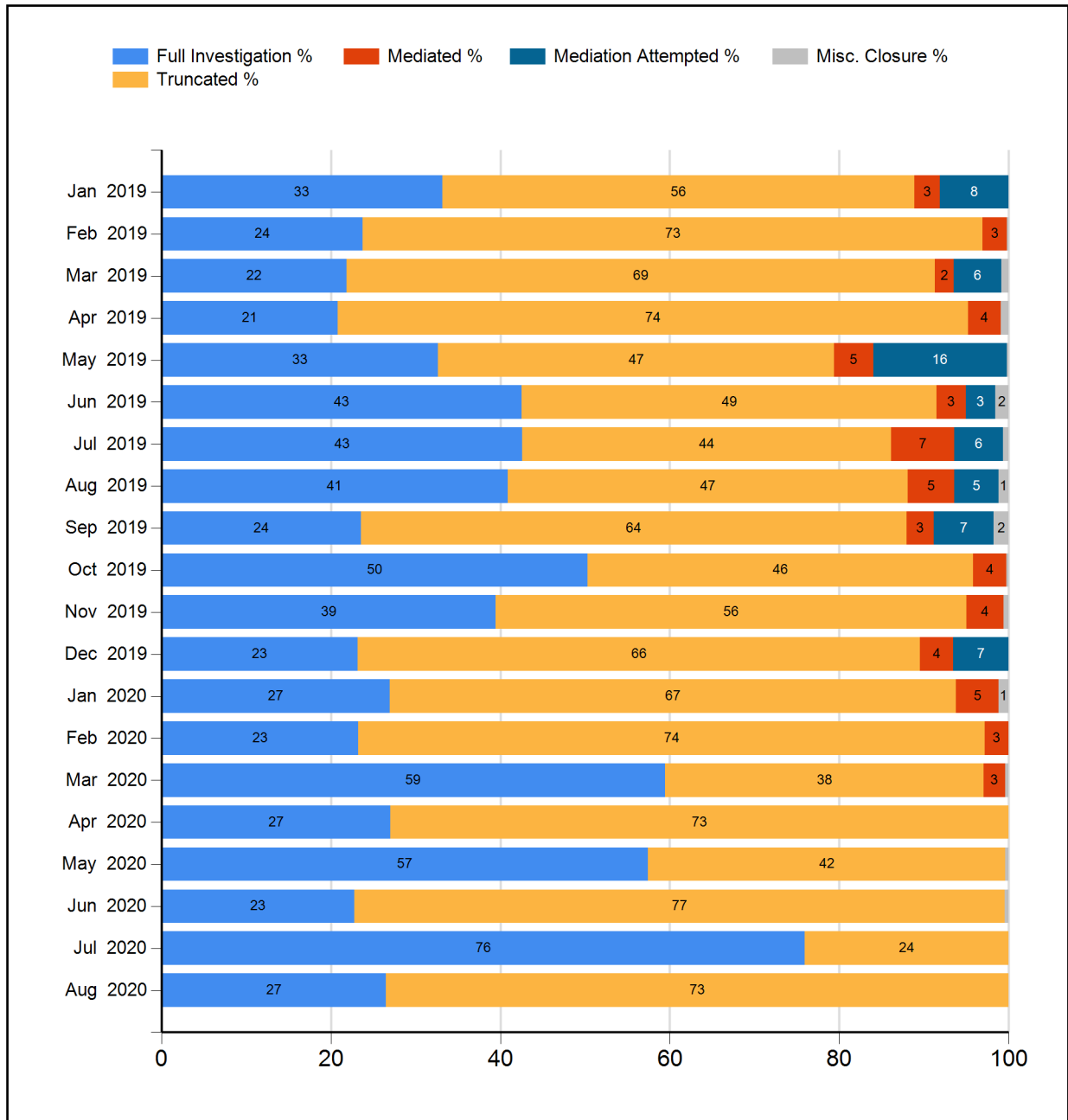


Closed Cases

Resolving Cases

In August 2020, the CCRB fully investigated 27% of the cases it closed, and resolved (fully investigated, mediated or mediation attempted) 27% of the cases it closed.

Figure 20: Case Resolutions (January 2019 - August 2020) (%)



Dispositions

Cases fully investigated by the CCRB generally receive one of five outcomes:

- If the alleged misconduct is found to have occurred, based on the preponderance of the evidence, the allegation is **substantiated**.
- If there is not enough evidence to determine whether or not the alleged misconduct occurred, the allegation is **unsubstantiated**.
- If the preponderance of the evidence suggests that the event or alleged act did not occur, the allegation is **unfounded**.
- If the event did occur, but was not improper by a preponderance of evidence, the allegation is **exonerated**.
- If the CCRB was unable to identify any of the officers accused of misconduct, the case is closed as **officer unidentified**.

Additionally, a case might be **mediated**, with the subject officer and complainant discussing the incident in the presence of a neutral third-party moderator, or closed as **mediation attempted**, the designation for a case in which both the officer and the civilian agree to mediate, but the civilian fails to appear twice for the scheduled mediation session or fails to respond to attempts to schedule a mediation session. Finally, a case that cannot be fully investigated due to complainant/alleged victim unavailability or lack of cooperation is **truncated**.

Case Abstracts

The following case abstracts are taken from complaints closed this month and serve as examples of what the different CCRB dispositions mean in practice:

1. Substantiated

On July 24, 2019, at approximately 7:20 a.m., Detective 1, Police Officer 1, and Detective 2 of the Warrant Squad arrived outside of a civilian's apartment. At the time no one was present inside Ms. Carter's apartment. Video evidence shows Detective 1 forcibly opened the door to, entered, and searched civilian's apartment. The officers did not have a warrant and were there on an iCard, which does not provide legal justification to enter and search a premise.

Detective 1 recalled hearing a "slow movement," which sounded like a "slow scratch," coming from inside the apartment. Detective 1 heard this sound after the door opened when he "peeked in" to the apartment to listen. Detective 1 looked into the apartment and noticed that it appeared to be messy, which he took as more evidence that something "bad" had happened. Detective 1 and Detective 2 then entered the apartment and looked through various rooms, trying to find any persons who were inside the apartment, but they were unable to find anyone. Eventually, either Detective 1 or Detective 2 looked underneath a bed inside the apartment and found that there was a pitbull dog. After finding the pitbull dog, Detective 1 and Detective 2 left the apartment.

The CCRB found that it was not reasonable to assume, based solely on these factors, that an ongoing emergency threatening life or property was occurring inside the apartment. Since the officers did not have a warrant and there was no emergency exception to the 4th Amendment, the CCRB substantiated the entry and search allegations.

2. Unsubstantiated

Four Detectives and a Sergeant, of Narcotics Borough Queens South, all entered a civilian's residence and searched the apartment. The officers had a search warrant. However, the location had two separate

units (a two family dwelling) and the warrant did not specify which unit was to be searched. The case law relating to search warrants states that the warrant should specify the exact location to be searched and if overly broad, the validity of the warrant will be based on the information the officers had at the time. The CCRB was unable to determine if the officers were aware that there building was split nor was it able to determine if this information was provided to the Assistant District Attorney at the time of the warrant affidavit, and thus the entry and search allegations were closed as unsubstantiated.

3. Unfounded

A civilian called 911 several times to report that he had been illegally evicted. Three police officers responded. Officer 1 allegedly told the civilian that they had reports that he had been intimidating the other tenants and that he only lived at the apartment for a short period and that he was not the legal lease holder. The civilian protested that the landlord's claims were false. Officer 1 allegedly replied, "You're lying. If you don't get off the property, we're going to arrest you." Officer 2 allegedly said, "You need to leave, or we'll arrest you." Officer 3 allegedly said, "Get the fuck out of here, or I'm going to arrest you right the fuck now." Body-Worn Camera footage depicted the incident and showed that none of the officers made the statements attributed to them, nor did they use profanity while speaking with the civilian. The allegations of discourtesy and threats of arrest were unfounded.

4. Exonerated

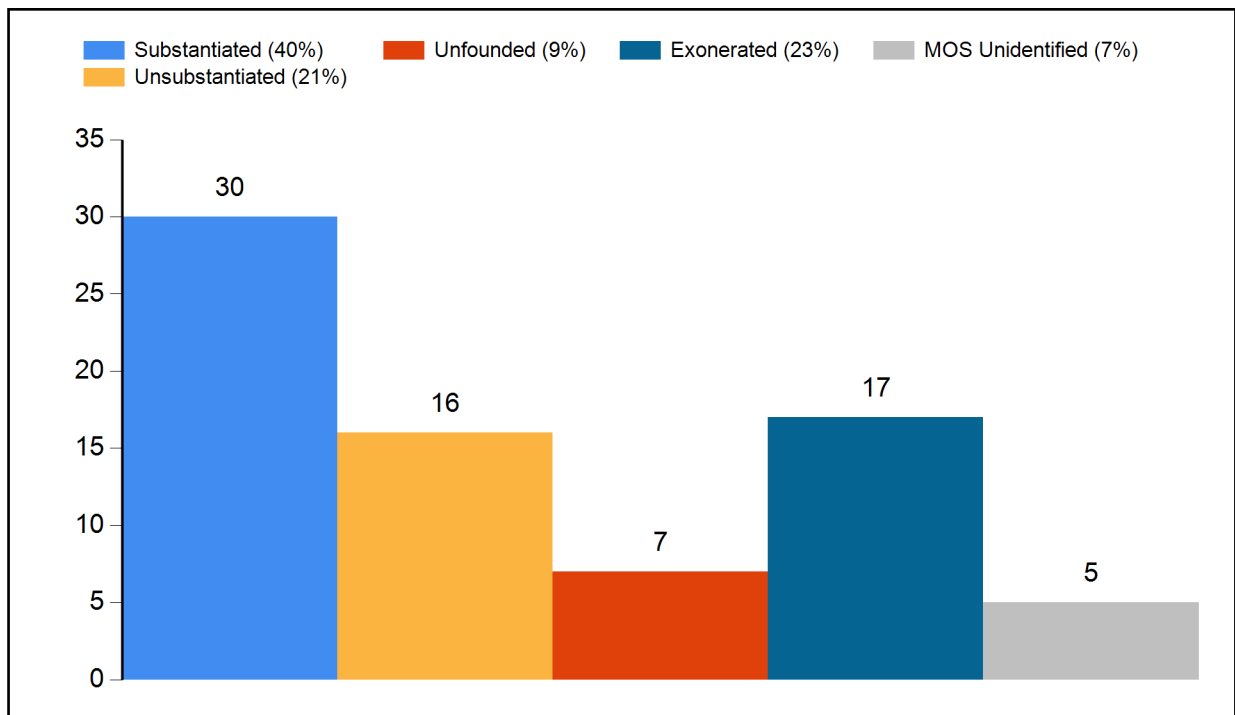
Two police officers, of Police Service Area 2, received a radio run from a 911 call alleging that the occupants of a specific car and license plate number had pointed a firearm out of their car window at the occupants of another vehicle. Shortly thereafter and in the vicinity of the reported location, the officers observed a vehicle matching that description and plate. The officers stopped the vehicle and questioned the occupants of the vehicle about the crime. Eventually the victims of the crime arrived and the scene and positively identified the occupants of the vehicle as the perpetrators of the crime and the occupants were arrested. Because the officers had reasonable suspicion that the occupants of the vehicle were engaged in a crime, the CCRB exonerated the stop and question allegations against the officers.

5. Officer Unidentified

A civilian was walking down the street when three plainclothes officers in an unmarked SUV drove next to him. An officer said, "Hey buddy! What's up guy?" and asked the civilian where he was going. The civilian did not respond. A second officer then grabbed his left arm and held it. At the same time, a third officer asked the civilian where he was coming from and where he was going. The civilian said that he was on his way home from his friend's house. The same officer asked him if he had any drugs or weapons on him and the civilian responded, "No." The officer asked the civilian if he could check him and he responded, "No problem." Two of the officers held his arms. The third officer patted the civilian's waist area and front pants pockets, entered the pockets and removed a pouch, then continued to pat down his legs and around his groin area. The officers then walked back to their SUV. The civilian asked the officers to identify themselves. The officers ignored him and drove off. The CCRB was unable to identify the officers and thus allegations of a stop, frisk, search, refusal to provide name, refusal to provide shield, and failure to provide an RTKA card were closed as officers unidentified.

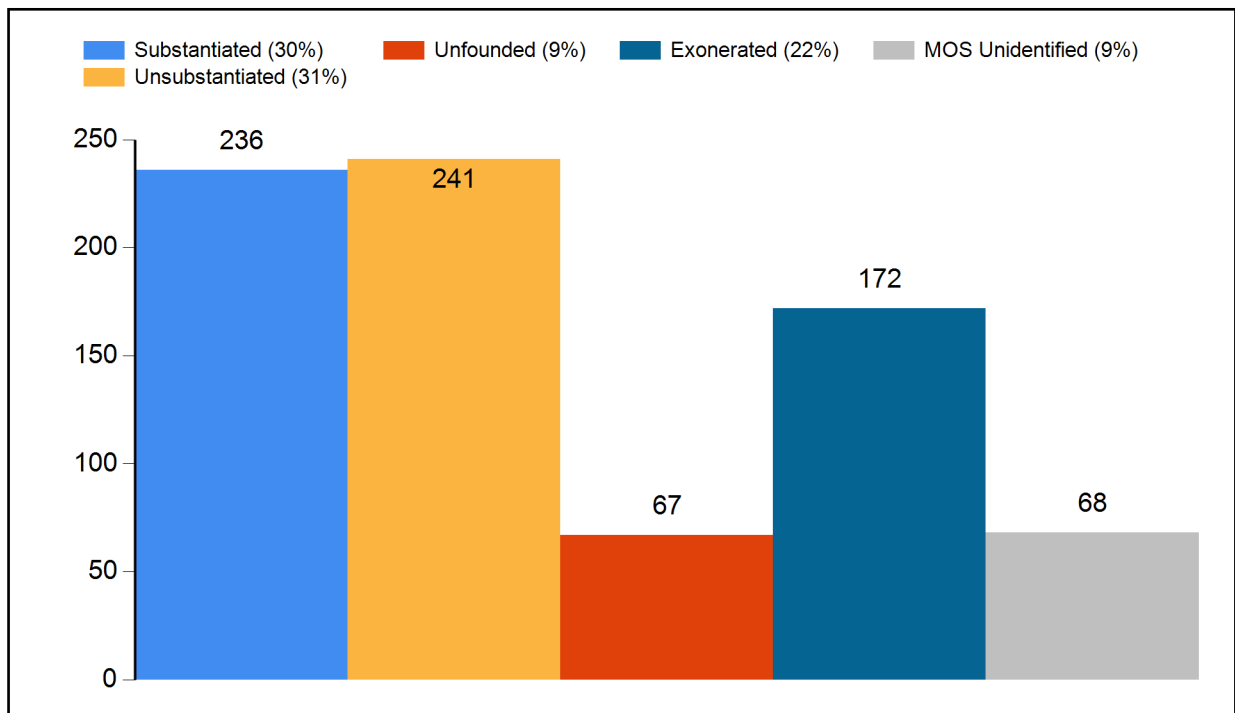
Dispositions - Full Investigations

Figure 21: Disposition Counts of Full Investigations (August 2020)



Due to the reconsideration process, counts are subject to change.

Figure 22: Disposition Counts of Full Investigations (YTD 2020)



Due to the reconsideration process, counts are subject to change.

Dispositions - All CCRB Cases

In addition to full investigations, CCRB cases can be closed through mediation and truncation. The following table lists all the CCRB case closures for the current month and year-to-date.

Figure 23: Disposition of Cases (2019 vs 2020)

	Aug 2019		Aug 2020		YTD 2019		YTD 2020	
	Count	% of Total	Count	% of Total	Count	% of Total	Count	% of Total
Full Investigations								
Substantiated	34	25%	30	40%	248	23%	236	30%
Exonerated	30	22%	17	23%	234	22%	172	22%
Unfounded	12	9%	7	9%	84	8%	67	9%
Unsubstantiated	52	39%	16	21%	426	40%	241	31%
MOS Unidentified	6	4%	5	7%	66	6%	68	9%
Total - Full Investigations	134		75		1058		784	
Mediation Closures	Count	% of Total	Count	% of Total	Count	% of Total	Count	% of Total
Mediated	18	51%	0	NaN%	131	41%	29	100%
Mediation Attempted	17	49%	0	NaN%	186	59%	0	0%
Total - ADR Closures	35		0		317		29	
Resolved Case Total	169	52%	75	27%	1375	41%	813	36%
Truncations / Other Closures	Count	% of Total	Count	% of Total	Count	% of Total	Count	% of Total
Complaint withdrawn	25	16%	49	24%	405	21%	291	20%
Complainant/Alleged Victim/Witness uncooperative	72	45%	78	38%	943	48%	686	47%
Complainant/Alleged Victim/Witness unavailable	22	14%	40	19%	320	16%	250	17%
Alleged Victim unidentified	8	5%	4	2%	44	2%	21	1%
Closed - Pending Litigation*	28	18%	37	18%	237	12%	217	15%
Miscellaneous	0	0%	0	0%	7	0%	6	0%
Administrative closure**	4	3%	0	0%	16	1%	3	0%
Total - Other Case Dispositions	159		208		1972		1474	
Total - Closed Cases	328		283		3347		2287	

* Closed - Pending Litigation is a truncation category added in August 2017. It indicates that the complaint was truncated due to the complainant/alleged victim's attorney.

**Administrative closure is a special category that deals with NYPD's Internal Affairs Bureau-referred cases or spin off cases with no complainant/alleged victim, and in which CCRB attempts to locate or identify a complainant/alleged victim has yielded no results.

Dispositions - FADO Allegations

“Allegations” are different than “cases.” A case or complaint is based on an incident and may contain one or more allegations of police misconduct. The allegation substantiation rate is 19% for the month of August 2020, and the allegation substantiation rate is 14% year-to-date. The type of allegation the CCRB is most likely to substantiate is Discourtesy – substantiating 31% of such allegations during August 2020, and 19% for the year.

Figure 24: Disposition of Allegations (2019 vs 2020)

	Aug 2019		Aug 2020		YTD 2019		YTD 2020	
	Count	%of Total	Count	%of Total	Count	%of Total	Count	%of Total
Fully Investigated Allegations								
Substantiated	66	10%	82	19%	566	12%	571	14%
Unsubstantiated	262	41%	134	31%	1671	34%	1230	30%
Unfounded	53	8%	49	11%	422	9%	421	10%
Exonerated	196	30%	105	25%	1688	35%	1384	34%
MOS Unidentified	68	11%	57	13%	500	10%	451	11%
Total - Full Investigations	645		427		4847		4057	
Mediation Closures	Count	%of Total	Count	%of Total	Count	%of Total	Count	%of Total
Mediated	51	40%	0	NaN%	343	38%	76	100%
Mediation Attempted	77	60%	0	NaN%	563	62%	0	0%
Total - ADR Closures	128		0		906		76	
Truncations / Other Closures	Count	%of Total	Count	%of Total	Count	%of Total	Count	%of Total
Complaint withdrawn	42	9%	107	18%	1018	18%	799	18%
Complainant/Alleged Victim/Witness uncooperative	222	50%	230	40%	2935	50%	2070	48%
Complainant/Alleged Victim/Witness unavailable	67	15%	101	17%	791	14%	641	15%
Alleged Victim unidentified	18	4%	5	1%	129	2%	51	1%
Closed - Pending Litigation	89	20%	133	23%	846	15%	696	16%
Miscellaneous	0	0%	3	1%	57	1%	74	2%
Administrative closure	6	1%	0	0%	39	1%	7	0%
Total - Other Case Dispositions	444		579		5815		4338	
Total - Closed Allegations	1217		1006		11568		8471	

Figure 25: Disposition of Allegations By FADO Category (August 2020)

	Substantiated	Unsubstantiated	Exonerated	Unfounded	Officers Unidentified	Total
Force	6 10%	12 19%	34 55%	3 5%	7 11%	62 100%
Abuse of Authority	57 20%	100 35%	65 23%	29 10%	34 12%	285 100%
Discourtesy	18 31%	14 24%	6 10%	12 21%	8 14%	58 100%
Offensive Language	1 5%	8 36%	0 0%	5 23%	8 36%	22 100%
Total	82 19%	134 31%	105 25%	49 11%	57 13%	427 100%

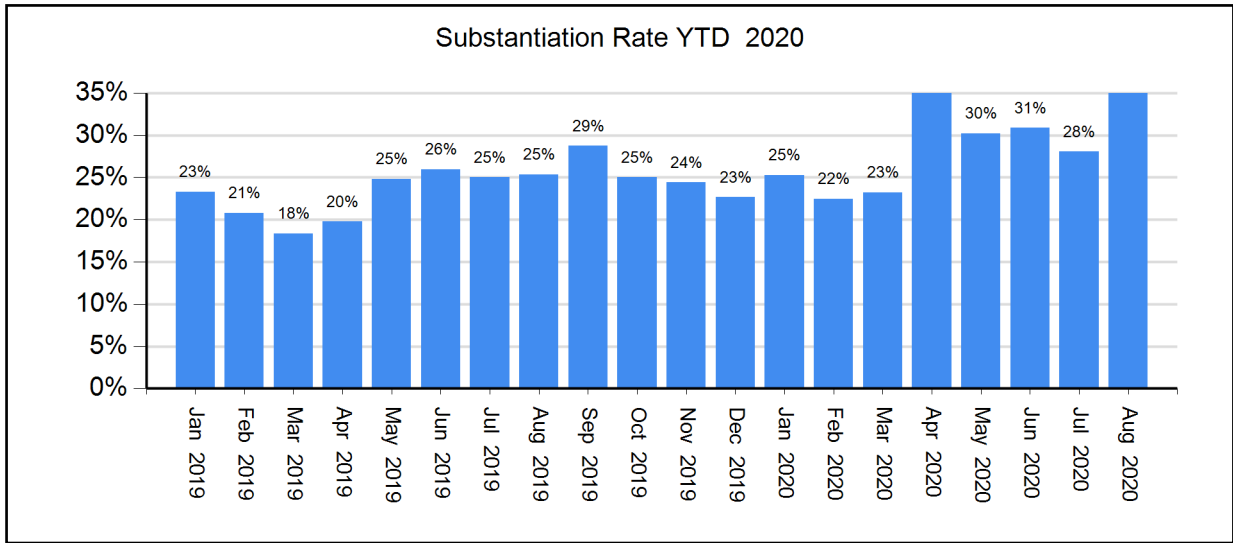
Figure 26: Disposition of Allegations By FADO Category (YTD 2020)

	Substantiated	Unsubstantiated	Exonerated	Unfounded	Officers Unidentified	Total
Force	32 4%	196 26%	344 46%	120 16%	62 8%	754 100%
Abuse of Authority	446 16%	819 30%	980 35%	214 8%	307 11%	2766 100%
Discourtesy	85 19%	169 38%	60 14%	70 16%	57 13%	441 100%
Offensive Language	8 8%	46 48%	0 0%	17 18%	25 26%	96 100%
Total	571 14%	1230 30%	1384 34%	421 10%	451 11%	4057 100%

Substantiation Rates

The August 2020 case substantiation rate was 40%.

Figure 27: Percentage of Cases Substantiated (January 2019 - August 2020)

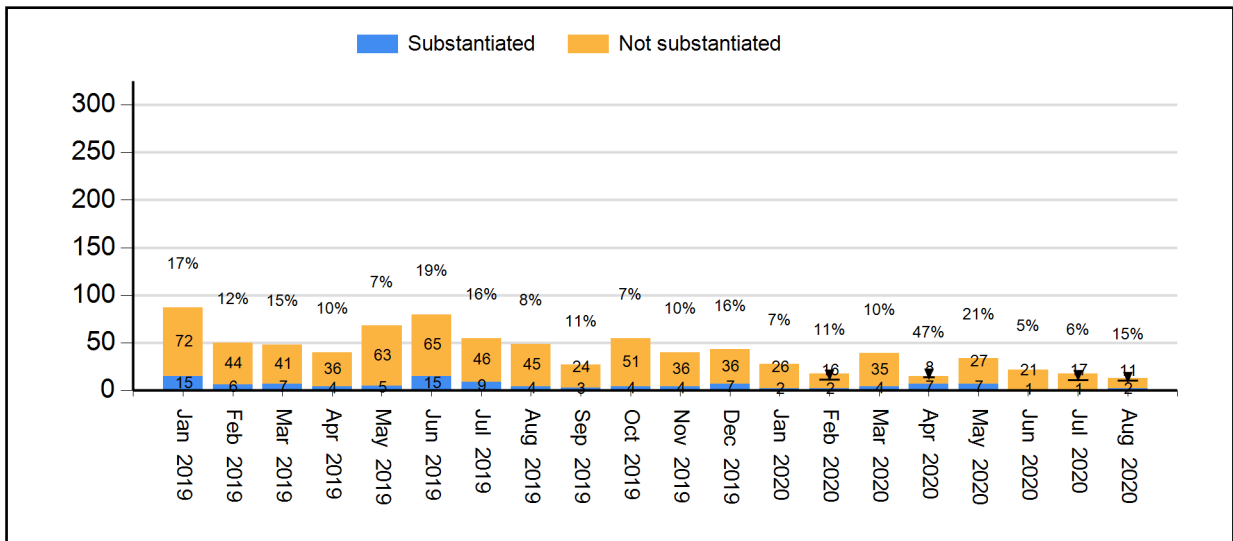


Due to the reconsideration process, counts are subject to change.

Substantiation Rates and Video

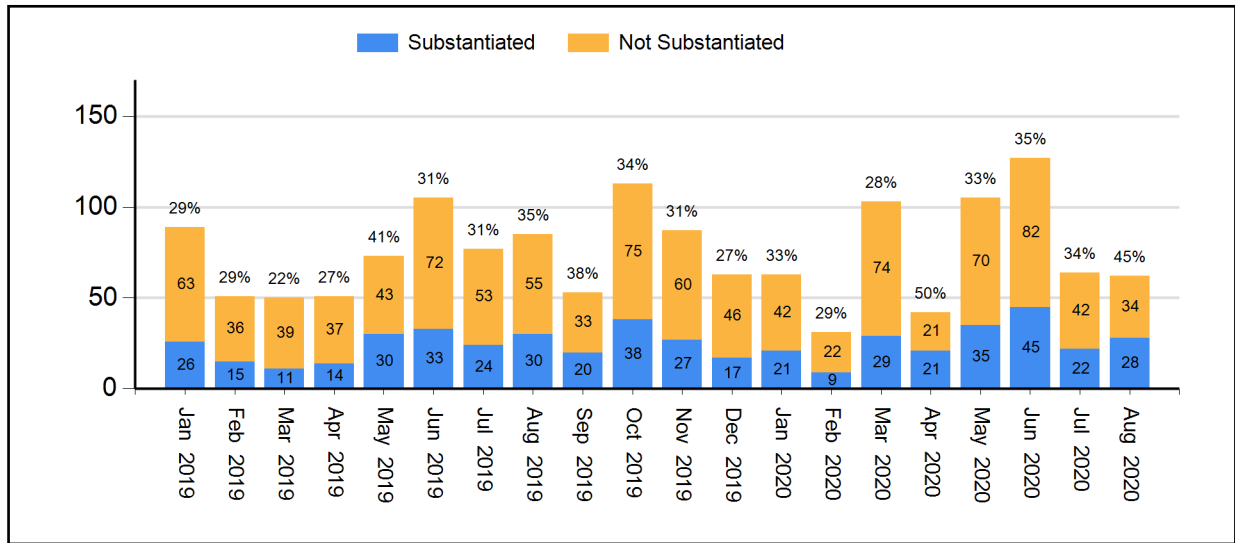
In general, investigations relying on video evidence from security cameras or personal devices result in much higher substantiation rates.

Figure 28: Substantiation Rates for Full Investigations without Video (Jan 2020 - Aug 2020) (% substantiated shown)



Due to the reconsideration process, counts are subject to change.

Figure 29: Substantiation Rates for Full Investigations with Video (Jan 2020 - Aug 2020)
 (% substantiated shown)



Due to the reconsideration process, counts are subject to change.

Board Discipline Recommendations for Substantiated Complaints

After a CCRB investigative team has completed its investigation and recommended the substantiation of a complaint against an officer, a panel of three Board members determines whether to substantiate the allegation and make a disciplinary recommendation.

- “Charges and Specifications” are the most severe form of discipline. A decision to assign Charges commences a process that may result in an administrative trial in the NYPD Trial Room. An officer may lose vacation days, be suspended, or be terminated from the Department if the officer is found guilty.
- “Instructions” or “Formalized Training” are the least severe discipline, often recommended for officers who misunderstand a policy. This determination results in training at the command level (Instructions) or training at the Police Academy or NYPD Legal Bureau (Formalized Training).
- “Command Discipline” is recommended for misconduct that is moderately serious, but does not rise to the level of that associated with Charges. An officer can lose up to ten vacation days as a result of a Command Discipline.
- When the Board has recommended Instructions, Formalized Training or Command Discipline, the case is sent to the NYPD Commissioner to impose training and/or other penalties. Cases where the Board recommends charges are prosecuted by the CCRB’s Administrative Prosecution Unit.

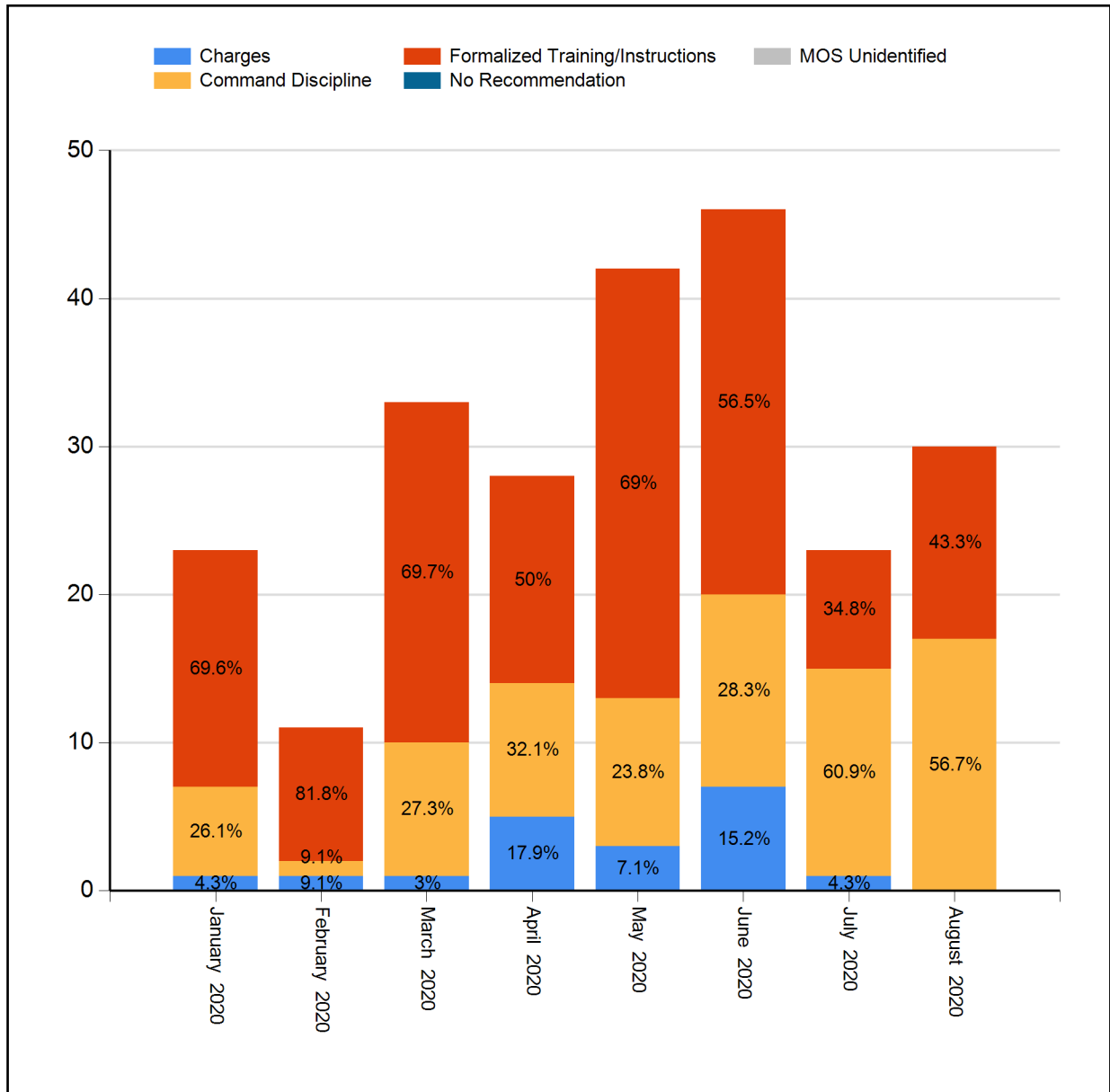
Figure 30: Board Discipline Recommendations For Substantiated Complaints*
(Aug 2019, Aug 2020, YTD 2019, YTD 2020)

Disposition	August 2019		August 2020		YTD 2019		YTD 2020	
	Count	%of Total	Count	%of Total	Count	%of Total	Count	%of Total
Charges	5	15%	0	0%	39	16%	19	8%
Command Discipline	16	47%	17	57%	100	40%	79	33%
Formalized Training	9	26%	5	17%	56	23%	61	26%
Instructions	4	12%	8	27%	53	21%	77	33%
MOS Unidentified	0	0%	0	0%	0	0%	0	0%
Total	34		30		248		236	

Due to the reconsideration process, counts are subject to change.

* A complaint containing a number of substantiated allegations against a number of different officers will typically generate a variety of different disciplinary recommendations. To determine the disciplinary recommendation associated with the complaint as a whole, the CCRB uses the most severe disciplinary recommendation made. The order of severity is: 1) Charges 2) Command Discipline 3) Formalized Training 4) Instructions.

Figure 31: Board Discipline Recommendations For Substantiated Complaints* (2020)



Due to the reconsideration process, counts are subject to change.

* A complaint containing a number of substantiated allegations against a number of different officers will typically generate a variety of different disciplinary recommendations. To determine the disciplinary recommendation associated with the complaint as a whole, the CCRB uses the most severe disciplinary recommendation made. The order of severity is: 1) Charges 2) Command Discipline 3) Formalized Training 4) Instructions.

Board Discipline Recommendations for Officers with Substantiated Allegations

A substantiated CCRB complaint may generate multiple substantiated allegations against multiple officers. Each substantiated allegation will carry its own discipline recommendation from the CCRB Board.

The following table presents the number of officers against whom discipline recommendations have been made as a result of a substantiated CCRB complaint. Where there are multiple substantiated allegations with multiple disciplinary recommendations for an officer in a complaint, the most severe disciplinary recommendation is used to determine the overall recommendation for that officer.

**Figure 32: Board Discipline Recommendations for Officers with Substantiated Allegations*
(Aug 2019, Aug 2020, YTD 2019, YTD 2020)**

Disposition	August 2019		August 2020		YTD 2019		YTD 2020	
	Count	%of Total	Count	%of Total	Count	%of Total	Count	%of Total
Charges	5	10.9%	0	0%	57	16.5%	28	7.9%
Command Discipline	20	43.5%	20	46.5%	135	39.1%	109	30.6%
Formalized Training	11	23.9%	9	20.9%	73	21.2%	88	24.7%
Instructions	10	21.7%	14	32.6%	80	23.2%	131	36.8%
MOS Unidentified	0	0%	0	0%	0	0%	0	0%
Total	46		43		345		356	

Due to the reconsideration process, counts are subject to change.

* The counts in this table reflect the number of distinct MOS with a substantiated allegation in each complaint.

Figure 33: Substantiated Allegations By Borough and NYPD Precinct (August 2020)

The figures in this table reflect all substantiated allegations for each MOS.

Board Disposition	FADO Category	Allegation	Precinct of Occurrence	Borough of Occurrence
Substantiated (Command Lvl Instructions)	Discourtesy	Gesture	14	Manhattan
Substantiated (Command Discipline A)	Force	Physical force	20	Manhattan
Substantiated (Command Discipline B)	Abuse of Authority	Frisk	40	Bronx
Substantiated (Command Discipline B)	Abuse of Authority	Frisk	40	Bronx
Substantiated (Command Discipline B)	Abuse of Authority	Frisk	40	Bronx
Substantiated (Command Discipline B)	Abuse of Authority	Stop	40	Bronx
Substantiated (Command Discipline B)	Abuse of Authority	Stop	40	Bronx
Substantiated (Command Discipline B)	Abuse of Authority	Failure to provide RTKA card	40	Bronx
Substantiated (Command Discipline B)	Abuse of Authority	Failure to provide RTKA card	40	Bronx
Substantiated (Command Discipline B)	Abuse of Authority	Failure to provide RTKA card	40	Bronx
Substantiated (Command Discipline B)	OMN	Improper use of body-worn camera	40	Bronx
Substantiated (Command Lvl Instructions)	Abuse of Authority	Failure to provide RTKA card	42	Bronx
Substantiated (Command Lvl Instructions)	Abuse of Authority	Failure to provide RTKA card	42	Bronx
Substantiated (Formalized Training)	Abuse of Authority	Entry of Premises	46	Bronx
Substantiated (Formalized Training)	Abuse of Authority	Entry of Premises	46	Bronx
Substantiated (Formalized Training)	Abuse of Authority	Property damaged	46	Bronx
Substantiated (Command Lvl Instructions)	Abuse of Authority	Failure to provide RTKA card	46	Bronx
Substantiated (Formalized Training)	Force	Gun Pointed	46	Bronx
Substantiated (Formalized Training)	Force	Gun Pointed	46	Bronx
Substantiated (Command Lvl Instructions)	Abuse of Authority	Failure to provide RTKA card	49	Bronx
Substantiated (Command Lvl Instructions)	Discourtesy	Word	49	Bronx
Substantiated (Formalized Training)	Abuse of Authority	Threat of force (verbal or physical)	61	Brooklyn
Substantiated (Formalized Training)	Abuse of Authority	Forcible Removal to Hospital	61	Brooklyn
Substantiated (Formalized Training)	Abuse of Authority	Forcible Removal to Hospital	61	Brooklyn
Substantiated (Command Discipline A)	Abuse of Authority	Entry of Premises	71	Brooklyn
Substantiated (Command Lvl Instructions)	Abuse of Authority	Refusal to obtain medical treatment	71	Brooklyn
Substantiated (Command Lvl Instructions)	Abuse of Authority	Refusal to obtain medical treatment	71	Brooklyn
Substantiated (Command Discipline A)	Abuse of Authority	Search of Premises	71	Brooklyn
Substantiated (Command Discipline A)	Abuse of Authority	Threat of arrest	73	Brooklyn
Substantiated (Command Discipline A)	Abuse of Authority	Threat of arrest	73	Brooklyn
Substantiated (Command Discipline A)	Abuse of Authority	Threat of arrest	73	Brooklyn
Substantiated (Command Discipline A)	Abuse of Authority	Threat re: removal to hospital	73	Brooklyn
Substantiated (Command Discipline A)	Abuse of Authority	Threat re: removal to hospital	73	Brooklyn
Substantiated (Command Discipline A)	Discourtesy	Word	73	Brooklyn
Substantiated (Command Discipline A)	Discourtesy	Word	73	Brooklyn
Substantiated (Command Discipline A)	Discourtesy	Word	73	Brooklyn
Substantiated (Command Discipline A)	Discourtesy	Word	73	Brooklyn
Substantiated (Command Discipline A)	Discourtesy	Word	73	Brooklyn
Substantiated (Command Discipline A)	Discourtesy	Word	73	Brooklyn
Substantiated (Command Discipline A)	Discourtesy	Demeanor/tone	73	Brooklyn
Substantiated (Command Discipline A)	Discourtesy	Demeanor/tone	73	Brooklyn

Board Disposition	FADO Category	Allegation	Precinct of Occurrence	Borough of Occurrence
Substantiated (Command Discipline A)	Discourtesy	Demeanor/tone	73	Brooklyn
Substantiated (Formalized Training)	Abuse of Authority	Question	75	Brooklyn
Substantiated (Command Discipline A)	Force	Hit against inanimate object	77	Brooklyn
Substantiated (Command Discipline B)	Force	Physical force	79	Brooklyn
Substantiated (Command Discipline A)	Abuse of Authority	Threat of arrest	81	Brooklyn
Substantiated (Command Discipline A)	Abuse of Authority	Property damaged	81	Brooklyn
Substantiated (Command Discipline A)	Abuse of Authority	Other	81	Brooklyn
Substantiated (Command Discipline A)	Abuse of Authority	Other	81	Brooklyn
Substantiated (Command Discipline A)	Abuse of Authority	Failure to provide RTKA card	81	Brooklyn
Substantiated (Command Discipline A)	Abuse of Authority	Failure to provide RTKA card	81	Brooklyn
Substantiated (Command Discipline A)	Abuse of Authority	Failure to provide RTKA card	81	Brooklyn
Substantiated (Command Discipline A)	Discourtesy	Word	81	Brooklyn
Substantiated (Command Discipline A)	Discourtesy	Action	81	Brooklyn
Substantiated (Command Lvl Instructions)	Abuse of Authority	Refusal to provide name	84	Brooklyn
Substantiated (Command Lvl Instructions)	Abuse of Authority	Refusal to provide shield number	84	Brooklyn
Substantiated (Command Lvl Instructions)	Abuse of Authority	Refusal to provide shield number	84	Brooklyn
Substantiated (Command Lvl Instructions)	Abuse of Authority	Failure to provide RTKA card	84	Brooklyn
Substantiated (Command Lvl Instructions)	Abuse of Authority	Failure to provide RTKA card	84	Brooklyn
Substantiated (Command Discipline B)	Abuse of Authority	Threat of force (verbal or physical)	90	Brooklyn
Substantiated (Command Discipline B)	Abuse of Authority	Frisk	90	Brooklyn
Substantiated (Command Discipline B)	Abuse of Authority	Stop	90	Brooklyn
Substantiated (Command Discipline B)	Abuse of Authority	Stop	90	Brooklyn
Substantiated (Command Discipline B)	Abuse of Authority	Failure to provide RTKA card	90	Brooklyn
Substantiated (Command Discipline B)	Abuse of Authority	Failure to provide RTKA card	90	Brooklyn
Substantiated (Command Discipline B)	Discourtesy	Word	90	Brooklyn
Substantiated (Command Discipline B)	Discourtesy	Word	90	Brooklyn
Substantiated (Command Discipline B)	Discourtesy	Word	90	Brooklyn
Substantiated (Command Discipline B)	Force	Physical force	90	Brooklyn
Substantiated (Command Discipline B)	Offensive Language	Gender	90	Brooklyn
Substantiated (Command Lvl Instructions)	Abuse of Authority	Search (of person)	104	Queens
Substantiated (Command Discipline A)	Abuse of Authority	Vehicle stop	106	Queens
Substantiated (Command Discipline A)	Abuse of Authority	Vehicle search	106	Queens
Substantiated (Command Discipline A)	Abuse of Authority	Frisk	106	Queens
Substantiated (Command Discipline A)	Abuse of Authority	Frisk	106	Queens
Substantiated (Command Discipline A)	Abuse of Authority	Frisk	107	Queens
Substantiated (Command Discipline A)	Abuse of Authority	Search (of person)	107	Queens
Substantiated (Command Discipline A)	Abuse of Authority	Stop	107	Queens
Substantiated (Formalized Training)	Abuse of Authority	Entry of Premises	114	Queens
Substantiated (Formalized Training)	Abuse of Authority	Entry of Premises	114	Queens
Substantiated (Command Discipline A)	Discourtesy	Word	114	Queens
Substantiated (Formalized Training)	Abuse of Authority	Search (of person)	120	Staten Island
Substantiated (Command Lvl Instructions)	Discourtesy	Word	123	Staten Island

Truncations

A “truncation” is a case that is not fully investigated, either because the complainant/alleged victim withdraws the complaint; is uncooperative with the investigation; is not available for the investigative team to interview; or is never identified. The CCRB constantly seeks to lower the number of truncations.

Figure 34: Truncated Allegations (August 2020)

	Withdrawn	Uncooperative	Unavailable	Civilian Unidentified	Pending Litigation*	Total
Force	26	43	46	2	73	190
Abuse of Authority	68	159	51	3	52	333
Discourtesy	10	21	3	0	6	40
Offensive Language	3	7	1	0	2	13
Total	107	230	101	5	133	576

Figure 35: Truncated CCRB Complaints (August 2020)

	Withdrawn	Uncooperative	Unavailable	Civilian Unidentified	Pending Litigation*	Total
Total	49	78	40	4	37	208

Figure 36: Truncated Allegations (YTD 2020)

	Withdrawn	Uncooperative	Unavailable	Civilian Unidentified	Pending Litigation*	Total
Force	148	450	241	10	387	1236
Abuse of Authority	564	1396	339	38	273	2610
Discourtesy	69	179	47	2	30	327
Offensive Language	18	45	14	1	6	84
Total	799	2070	641	51	696	4257

Figure 37: Truncated CCRB Complaints (YTD 2020)

	Withdrawn	Uncooperative	Unavailable	Civilian Unidentified	Pending Litigation*	Total
Total	291	686	250	21	217	1465

*Pending Litigation is a truncation category added in August 2017. It indicates that the complaint was truncated due to the complainant/alleged victim's attorney.

Complaints Against Officers Assigned to Police Service Areas

The Police Service Areas (PSA) are commands that police New York City Housing Developments throughout the five boroughs. PSA complaints are defined as complaints that contain at least one FADO allegation against an officer assigned to a PSA command.

Figure 38: PSA Complaints Closed as % of Total Complaints Closed

	Aug 2019	Aug 2020	YTD 2019	YTD 2020
PSA Complaints	8	7	108	95
Total Complaints	328	283	3347	2287
PSA Complaints as % of Total	2.4%	2.5%	3.2%	4.2%

A single PSA complaint may contain allegations against multiple officers assigned to multiple PSA commands. The following table breaks out the different PSAs and shows the number of officers assigned to each PSA against whom FADO allegations have been made.

Figure 39: Closed Complaints Against Officers Assigned to a PSA

	Aug 2019	Aug 2020	YTD 2019	YTD 2020
PSA 1	0	0	23	11
PSA 2	2	3	22	27
PSA 3	0	1	7	23
PSA 4	0	0	43	14
PSA 5	4	0	23	15
PSA 6	0	2	19	18
PSA 7	1	0	15	52
PSA 8	1	1	15	14
PSA 9	5	2	20	9
Total	13	9	187	183

Complaints typically contain more than one allegation. The following table shows the allegations made against officers assigned to PSA commands broken out by FADO type.

Figure 40: Closed Allegations Against Officers Assigned to a PSA by FADO Type

	Aug 2019		Aug 2020		YTD 2019		YTD 2020	
	Count	% of Total	Count	% of Total	Count	% of Total	Count	% of Total
Force (F)	8	53%	3	27%	81	33%	74	31%
Abuse of Authority (A)	6	40%	6	55%	127	52%	125	53%
Discourtesy (D)	1	7%	1	9%	24	10%	31	13%
Offensive Language (O)	0	0%	1	9%	10	4%	8	3%
Total	15	100%	11	100%	242	99%	238	100%

Dispositions of Officers Assigned to PSAs

The following tables show the Board disposition of officers assigned to a PSA with a FADO allegation made against them.

Figure 41: Disposition of PSA Officers (2019 vs 2020)

Full Investigations	Aug 2019		Aug 2020		YTD 2019		YTD 2020	
	Count	%of Total	Count	%of Total	Count	%of Total	Count	%of Total
Substantiated	0	0%	0	0%	13	15%	19	22%
Exonerated	2	29%	2	67%	27	32%	33	38%
Unfounded	2	29%	0	0%	6	7%	9	10%
Unsubstantiated	3	43%	1	33%	39	46%	26	30%
MOS Unidentified	0	0%	0	0%	0	0%	0	0%
Total - Full Investigations	7		3		85		87	
Mediation Closures	Count	%of Total	Count	%of Total	Count	%of Total	Count	%of Total
Mediated	0	0%	0	0%	7	32%	2	100%
Mediation Attempted	0	0%	0	0%	15	68%	0	0%
Total - ADR Closures	0		0		22		2	
Resolved Case Total	7	54%	3	33%	107	57%	89	49%
Truncations / Other Closures	Count	%of Total	Count	%of Total	Count	%of Total	Count	%of Total
Complaint withdrawn	0	0%	3	50%	12	15%	19	20%
Complainant/Alleged Victim/Witness uncooperative	1	17%	1	17%	40	50%	46	49%
Complainant/Alleged Victim/Witness unavailable	5	83%	1	17%	16	20%	20	21%
Alleged Victim unidentified	0	0%	0	0%	1	1%	0	0%
Closed - Pending Litigation*	0	0%	1	17%	11	14%	9	10%
Miscellaneous	0	0%	0	0%	0	0%	0	0%
Administrative closure*	0	0%	0	0%	0	0%	0	0%
Total - Other Case Dispositions	6		6		80		94	
Total - Closed Cases	13		9		187		183	

* Closed - Pending Litigation is a truncation category added in August 2017. It indicates that the complaint was truncated due to the complainant/alleged victim's attorney.

**Administrative closure is a special category that deals with NYPD's Internal Affairs Bureau-referred cases or spin off cases with no complainant/alleged victim, and in which CCRB attempts to locate or identify a complainant/alleged victim has yielded no results.

Mediation Unit

Whenever mediation between a complainant/alleged victim and subject officer is suitable, it is offered by CCRB investigators. If the complainant/alleged victim and subject officer both agree to participate, a neutral, third-party mediator facilitates a conversation between the parties. “Mediation Attempted” refers to a situation in which an officer agrees to mediate and the complainant becomes unavailable (after the complainant initially agreed to mediation). The chart below indicates the number of mediations and attempted mediations in August and this year.

Figure 42: Mediated Complaints Closed

	August 2020			YTD 2020		
	Mediated	Mediation Attempted	Total	Mediated	Mediation Attempted	Total
Mediated Complaints	0	0	0	29	0	29

Figure 43: Mediated FADO Allegations Closed

	August 2020			YTD 2020		
	Mediated	Mediation Attempted	Total	Mediated	Mediation Attempted	Total
Force	0	0	0	1	0	1
Abuse of Authority	0	0	0	61	0	61
Discourtesy	0	0	0	11	0	11
Offensive Language	0	0	0	3	0	3
Total	0	0	0	76	0	76

Figure 44: Mediated Complaints By Borough (August 2020)

	Mediations
	0
Bronx	0
Brooklyn	0
Manhattan	0
Queens	0
Staten Island	0

Figure 45: Mediated Allegations By Borough (August 2020)

	Mediations
	0
Bronx	0
Brooklyn	0
Manhattan	0
Queens	0
Staten Island	0

**Figure 46: Mediated Complaints By Precinct
(Aug 2020 - YTD 2020)**

Precinct	Aug 2020	YTD 2020	Precinct	Aug 2020	YTD 2020
19	0	1	62	0	1
23	0	1	67	0	1
24	0	1	71	0	1
28	0	2	75	0	1
34	0	1	78	0	3
43	0	1	81	0	1
44	0	1	84	0	1
45	0	1	103	0	1
47	0	1	104	0	1
50	0	2	107	0	1
52	0	1	110	0	1
61	0	1	121	0	1
			122	0	1

**Figure 47: Mediated Allegations By Precinct
(Aug 2020 - YTD 2020)**

Precinct	Aug 2020	YTD 2020	Precinct	Aug 2020	YTD 2020
19	0	5	62	0	1
23	0	1	67	0	2
24	0	1	71	0	9
28	0	4	75	0	8
34	0	2	78	0	4
43	0	3	81	0	3
44	0	1	84	0	1
45	0	1	103	0	4
47	0	5	104	0	1
50	0	2	107	0	2
52	0	9	110	0	1
61	0	2	121	0	3
			122	0	1

Administrative Prosecution Unit

The CCRB’s Administrative Prosecution Unit (APU) prosecutes police misconduct cases when the Board has recommended charges, in the NYPD Trial Room. The APU is also able to offer pleas to officers who admit guilt rather than going to trial. Following a plea agreement or the conclusion of a disciplinary trial, cases are sent to the Police Commissioner for final penalties.

Figure 48: Administrative Prosecution Unit Case Closures

Disposition Category	Prosecution Disposition	Aug 2020	YTD 2020
Disciplinary Action	Not guilty after trial but Discipline Imposed	0	0
	Guilty after trial	0	10
	Trial verdict dismissed by PC, Comm. Disc. A imposed	0	0
	Trial verdict dismissed by PC, Comm. Disc. B imposed	0	0
	Trial verdict dismissed by PC, Formalized Training imposed	0	0
	Trial verdict dismissed by PC, Instructions imposed	0	0
	Trial verdict reversed by PC, Final verdict Guilty	0	0
	Resolved by plea	0	3
	Plea set aside, Comm. Disc. B	0	0
	Plea set aside, Comm. Disc. A	0	0
	Plea set aside, Formalized Training	0	0
	Plea set aside, Instructions	0	0
	*Retained, with discipline	0	6
	Disciplinary Action Total		0
No Disciplinary Action	Not guilty after trial	0	10
	Trial verdict reversed by PC, Final verdict Not Guilty	0	3
	Plea set aside, Without discipline	0	0
	**Retained, without discipline	0	1
	Dismissed by APU	0	0
	SOL Expired in APU	0	0
	No Disciplinary Action Total		0
Not Adjudicated	Charges not filed	0	0
	Deceased	0	0
	Other	0	1
	***Previously adjudicated, with discipline	0	0
	***Previously adjudicated, without discipline	0	0
	†Reconsidered by CCRB Board	0	0
	Retired	0	0
	SOL Expired prior to APU	0	0
	Not Adjudicated Total		0
Total Closures		0	34

*Retained cases are those in which the Department kept jurisdiction pursuant to Section 2 of the April 2, 2012 Memorandum of Understanding between the NYPD and the CCRB.

** When the Department keeps jurisdiction pursuant to Section 2 and does not impose any discipline on the officer, it is the equivalent of a category referred to as "Department Unable to Prosecute" (DUP). Cases are referred to as DUP when the department decides that it will not discipline an officer against whom the Board recommended discipline other than charges.

*** In some cases, the Department conducts its own investigation and prosecution prior to the completion of the CCRB's investigation. In those cases, the APU does not conduct a second prosecution.

† Under the Board's reconsideration process, an officer who has charges recommended as the penalty for a substantiated allegation may have the recommended penalty changed to something other than charges or have the disposition changed to something other than substantiated. In those cases, the APU ceases its prosecution.

NYPD Discipline

Under the New York City Charter, the Police Commissioner makes the final decision regarding discipline and the outcome of disciplinary trials.

The first chart reflects NYPD-imposed discipline for cases brought by the APU (Charges).

The chart on the following page reflects cases referred to the Police Commissioner where the Board recommended Command Discipline, Formalized Training or Instructions.

Figure 49: NYPD Discipline Imposed for Adjudicated APU Cases

Discipline*	August 2020	YTD 2020
Terminated	0	0
Suspension for or loss of vacation time of 31 or more days and/or Dismissal Probation	0	0
Suspension for or loss of vacation time of 21 to 30 days	0	0
Suspension for or loss of vacation time of 11 to 20 days	0	3
Suspension for or loss of vacation time of 1 to 10 days	0	10
Command Discipline B	0	2
Command Discipline A	0	3
Formalized Training**	0	0
Instructions***	0	1
Warned & Admonished/Reprimanded	0	0
Disciplinary Action† Total	0	19
No Disciplinary Action†	0	14
Adjudicated Total	0	33
Discipline Rate	0%	58%
Not Adjudicated† Total	0	1
Total Closures	0	34

*Where more than one penalty is imposed on a respondent, it is reported under the more severe penalty.

** Formalized training is conducted by the Police Academy, the NYPD Legal Bureau, or other NYPD Unit.

*** Instructions are conducted at the command level.

† The case closure types that define the "Disciplinary Action", "No Disciplinary Action" and "Not Adjudicated" categories are listed in Figure 43 on the previous page.

Figure 50: NYPD Discipline Imposed for Non-APU Cases

Disposition	Disposition Type*	August 2020	YTD 2020
Disciplinary Action	Terminated	0	0
	Suspension for or loss of vacation time of 31 or more days and/or Dismissal Probation	0	0
	Suspension for or loss of vacation time of 21 to 30 days	1	1
	Suspension for or loss of vacation time of 11 to 20 days	0	0
	Suspension for or loss of vacation time of 1 to 10 days	1	1
	Command Discipline B	2	27
	Command Discipline A	9	67
	Formalized Training**	11	80
	Instructions***	18	151
	Warned & admonished/Reprimanded	0	0
	Total		42
No Disciplinary Action	Filed ††	3	7
	SOL Expired	0	0
	Department Unable to Prosecute†††	0	23
	No Finding ††††	0	7
	Total	3	37
	Discipline Rate	93%	90%
	DUP Rate	0%	6%

*Where the respondent is found guilty of charges, and the penalty imposed would fall into more than one of the above listed categories, it is reported under the more severe penalty.

** Formalized training is conducted by the Police Academy, the NYPD Legal Bureau, or other NYPD Unit.

*** Instructions are conducted at the command level.

† Trial outcomes in non-APU cases typically involve MOS who turned down command discipline, prompting the police department to proceed with charges.

†† "Filed" is a term used when the police department is not required to take action against the subject officer because the officer has resigned or retired from the department, or has been terminated.

††† When the department decides that it will not discipline an officer against whom the Board recommended discipline other than charges, those cases are referred to as "Department Unable to Prosecute," or DUP.

†††† "No Finding" refers to cases which the department reports as "Administratively Closed."

Figure 51: NYPD Discipline Imposed for Allegations - Non-APU Cases (August 2020)

Board Disposition	FADO Type	Allegation	Precinct	Borough	NYPD Discipline
Substantiated (Formalized Training)	D	Word	6	Manhattan	Instructions
Substantiated (Formalized Training)	D	Word	6	Manhattan	Instructions
Substantiated (Formalized Training)	A	Forcible Removal to Hospital	6	Manhattan	Instructions
Substantiated (Command Discipline A)	A	Retaliatory summons	13	Manhattan	Command Discipline A
Substantiated (Command Lvl Instructions)	D	Word	25	Manhattan	Instructions
Substantiated (Command Lvl Instructions)	D	Word	25	Manhattan	Instructions
Substantiated (Command Lvl Instructions)	A	Refusal to provide name	25	Manhattan	Instructions
Substantiated (Command Discipline B)	E	Gender	28	Manhattan	Command Discipline B
Substantiated (Formalized Training)	D	Word	43	Bronx	Forfeit vacation
Substantiated (Formalized Training)	E	Race	43	Bronx	Forfeit vacation
Substantiated (Formalized Training)	E	Sexual orientation	43	Bronx	Forfeit vacation
Substantiated (Formalized Training)	D	Word	44	Bronx	Formalized Training
Substantiated (Command Lvl Instructions)	D	Word	44	Bronx	Instructions
Substantiated (Command Discipline A)	A	Seizure of property	44	Bronx	Command Discipline A
Substantiated (Formalized Training)	A	Stop	44	Bronx	Formalized Training
Substantiated (Command Lvl Instructions)	A	Threat of arrest	47	Bronx	Formalized Training
Substantiated (Command Discipline B)	A	Stop	60	Brooklyn	Formalized Training
Substantiated (Command Discipline B)	A	Stop	60	Brooklyn	Command Discipline A
Substantiated (Command Discipline A)	D	Word	63	Brooklyn	Command Discipline A
Substantiated (Command Discipline A)	D	Word	63	Brooklyn	Command Discipline A
Substantiated (Command Lvl Instructions)	A	Vehicle search	68	Brooklyn	Formalized Training
Substantiated (Command Lvl Instructions)	A	Vehicle search	68	Brooklyn	Formalized Training
Substantiated (Command Lvl Instructions)	A	Failure to provide RTKA card	68	Brooklyn	Formalized Training
Substantiated (Command Lvl Instructions)	A	Failure to provide RTKA card	68	Brooklyn	Formalized Training
Substantiated (Command Discipline A)	A	Interference with recording	69	Brooklyn	Command Discipline A
Substantiated (Command Lvl Instructions)	A	Failure to provide RTKA card	69	Brooklyn	Instructions
Substantiated (Command Lvl Instructions)	A	Photography/Videography	70	Brooklyn	Instructions
Substantiated (Formalized Training)	A	Entry of Premises	71	Brooklyn	Formalized Training
Substantiated (Formalized Training)	A	Entry of Premises	71	Brooklyn	Formalized Training
Substantiated (Formalized Training)	A	Entry of Premises	71	Brooklyn	Formalized Training

Board Disposition	FADO Type	Allegation	Precinct	Borough	NYPD Discipline
Substantiated (Command Lvl Instructions)	A	Entry of Premises	75	Brooklyn	Formalized Training
Substantiated (Command Lvl Instructions)	A	Search of Premises	75	Brooklyn	Formalized Training
Substantiated (Command Lvl Instructions)	A	Refusal to provide name	76	Brooklyn	Instructions
Substantiated (Command Lvl Instructions)	A	Refusal to provide name	76	Brooklyn	Instructions
Substantiated (Command Lvl Instructions)	A	Refusal to provide shield number	76	Brooklyn	Instructions
Substantiated (Command Lvl Instructions)	A	Refusal to provide shield number	76	Brooklyn	Instructions
Substantiated (Command Discipline A)	A	Refusal to provide name/shield number	77	Brooklyn	Suspension
Substantiated (Command Discipline A)	D	Action	77	Brooklyn	Suspension
Substantiated (Command Discipline B)	A	Frisk	77	Brooklyn	No Discipline
Substantiated (Command Discipline B)	A	Stop	77	Brooklyn	No Discipline
Substantiated (Command Discipline B)	A	Stop	77	Brooklyn	Command Discipline B
Substantiated (Command Lvl Instructions)	A	Vehicle search	90	Brooklyn	Formalized Training
Substantiated (Command Lvl Instructions)	A	Vehicle search	90	Brooklyn	Formalized Training
Substantiated (Command Lvl Instructions)	D	Word	90	Brooklyn	Instructions
Substantiated (Command Lvl Instructions)	A	Refusal to show search warrant	90	Brooklyn	Instructions
Substantiated (Command Lvl Instructions)	A	Frisk	90	Brooklyn	Formalized Training
Substantiated (Command Lvl Instructions)	A	Question	90	Brooklyn	Formalized Training
Substantiated (Command Lvl Instructions)	A	Refusal to provide shield number	90	Brooklyn	Instructions
Substantiated (Command Lvl Instructions)	A	Failure to provide RTKA card	90	Brooklyn	Instructions
Substantiated (Command Lvl Instructions)	A	Failure to provide RTKA card	90	Brooklyn	No Discipline
Substantiated (Formalized Training)	A	Failure to provide RTKA card	90	Brooklyn	Instructions
Substantiated (Formalized Training)	A	Failure to provide RTKA card	90	Brooklyn	Instructions
Substantiated (Formalized Training)	A	Failure to provide RTKA card	90	Brooklyn	Instructions
Substantiated (Command Lvl Instructions)	A	Failure to provide RTKA card	90	Brooklyn	Instructions
Substantiated (Formalized Training)	A	Failure to provide RTKA card	90	Brooklyn	Instructions
Substantiated (Formalized Training)	A	Failure to provide RTKA card	90	Brooklyn	Instructions
Substantiated (Formalized Training)	A	Failure to provide RTKA card	90	Brooklyn	No Discipline
Substantiated (Formalized Training)	A	Failure to provide RTKA card	90	Brooklyn	No Discipline

Board Disposition	FADO Type	Allegation	Precinct	Borough	NYPD Discipline
Substantiated (Command Discipline A)	A	Failure to provide RTKA card	90	Brooklyn	Command Discipline A
Substantiated (Command Discipline A)	F	Physical force	105	Queens	Command Discipline A
Substantiated (Command Discipline A)	D	Word	105	Queens	Command Discipline A
Substantiated (Formalized Training)	E	Other	106	Queens	Instructions
Substantiated (Command Discipline A)	D	Word	113	Queens	Command Discipline A
Substantiated (Command Discipline A)	A	Seizure of property	113	Queens	Command Discipline A

Figure 52: NYPD Discipline Imposed for Allegations - APU Adjudicated Cases (August 2020)

Board Disposition	FADO Type	Allegation	Precinct	Borough	NYPD Discipline
-------------------	-----------	------------	----------	---------	-----------------

Appendix

Over the years, the CCRB has made many types of data publicly available. In reorganizing the Monthly Report, we do not intend to remove any valuable information from the public domain. However, the Agency believes that some information is essential to place in the main body of the Monthly Report, while more granular charts and figures are better suited to the Appendix. We welcome you to contact the CCRB at www.nyc.gov or 212-912-7235 if you are having difficulty finding information on CCRB data that was formerly available.

Figure 53: CCRB Open Docket - Age of CCRB Cases Based On Incident Date

	August 2020		July 2020		Change	% Change
	Count	% of Total	Count	% of Total		
Cases 0-4 Months	1449	52.6%	1563	55.6%	-114	-7.3%
Cases 5-7 Months	531	19.3%	522	18.6%	9	1.7%
Cases 8 Months	115	4.2%	108	3.8%	7	6.5%
Cases 9 Months	103	3.7%	107	3.8%	-4	-3.7%
Cases 10 Months	101	3.7%	95	3.4%	6	6.3%
Cases 11 Months	88	3.2%	97	3.5%	-9	-9.3%
Cases 12 Months	91	3.3%	92	3.3%	-1	-1.1%
Cases 13 Months	77	2.8%	70	2.5%	7	10.0%
Cases 14 Months	57	2.1%	51	1.8%	6	11.8%
Cases 15 Months	45	1.6%	36	1.3%	9	25.0%
Cases 16 Months	32	1.2%	20	0.7%	12	60.0%
Cases 17 Months	17	0.6%	9	0.3%	8	88.9%
Cases 18 Months	8	0.3%	13	0.5%	-5	-38.5%
Cases Over 18 Months	41	1.5%	26	0.9%	15	57.7%
NA	0	0.0%	0	0.0%	0	NA
Total	2755	100.0%	2809	100.0%	-54	-1.9%

Figure 54: CCRB Open Docket - Age of CCRB Cases Based On CCRB Received Date

	August 2020		July 2020		Change	% Change
	Count	% of Total	Count	% of Total		
Cases 0-4 Months	1592	57.8%	1718	61.2%	-126	-7.3%
Cases 5-7 Months	510	18.5%	497	17.7%	13	2.6%
Cases 8 Months	116	4.2%	112	4.0%	4	3.6%
Cases 9 Months	100	3.6%	91	3.2%	9	9.9%
Cases 10 Months	87	3.2%	79	2.8%	8	10.1%
Cases 11 Months	76	2.8%	98	3.5%	-22	-22.4%
Cases 12 Months	90	3.3%	70	2.5%	20	28.6%
Cases 13 Months	57	2.1%	58	2.1%	-1	-1.7%
Cases 14 Months	48	1.7%	34	1.2%	14	41.2%
Cases 15 Months	30	1.1%	23	0.8%	7	30.4%
Cases 16 Months	21	0.8%	10	0.4%	11	110.0%
Cases 17 Months	8	0.3%	5	0.2%	3	60.0%
Cases 18 Months	5	0.2%	2	0.1%	3	150.0%
Cases Over 18 Months	15	0.5%	12	0.4%	3	25.0%
NA	0	0.0%	0	0.0%	0	NA
Total	2755	100.0%	2809	100.0%	-54	-1.9%

Figure 55: CCRB Investigations Docket - Age of CCRB Cases Based On Incident Date

	August 2020		July 2020		Change	% Change
	Count	% of Total	Count	% of Total		
Cases 0-4 Months	960	54.8%	1032	60.3%	-72	-7.0%
Cases 5-7 Months	346	19.7%	287	16.8%	59	20.6%
Cases 8 Months	67	3.8%	55	3.2%	12	21.8%
Cases 9 Months	53	3.0%	61	3.6%	-8	-13.1%
Cases 10 Months	62	3.5%	49	2.9%	13	26.5%
Cases 11 Months	48	2.7%	53	3.1%	-5	-9.4%
Cases 12 Months	55	3.1%	44	2.6%	11	25.0%
Cases 13 Months	42	2.4%	32	1.9%	10	31.3%
Cases 14 Months	30	1.7%	28	1.6%	2	7.1%
Cases 15 Months	27	1.5%	22	1.3%	5	22.7%
Cases 16 Months	17	1.0%	12	0.7%	5	41.7%
Cases 17 Months	10	0.6%	5	0.3%	5	100.0%
Cases 18 Months	6	0.3%	9	0.5%	-3	-33.3%
Cases Over 18 Months	30	1.7%	22	1.3%	8	36.4%
NA	0	0.0%	0	0.0%	0	NA
Total	1753	100.0%	1711	100.0%	42	2.5%

Figure 56: CCRB DA Hold Docket - Age of CCRB Cases Based On Incident Date

	August 2020	
	Count	% of Total
Cases 0-4 Months	5	55.6%
Cases 5-7 Months	1	11.1%
Cases 8 Months	0	0.0%
Cases 9 Months	0	0.0%
Cases 10 Months	0	0.0%
Cases 11 Months	0	0.0%
Cases 12 Months	0	0.0%
Cases 13 Months	1	11.1%
Cases 14 Months	0	0.0%
Cases 15 Months	0	0.0%
Cases 16 Months	1	11.1%
Cases 17 Months	0	0.0%
Cases 18 Months	0	0.0%
Cases Over 18 Months	1	11.1%
NA	0	0.0%
Total	9	100.0%

Figure 57: Disposition of Force Allegations (YTD 2020)

Force Allegation	Substantiated		Exonerated		Unsubstantiated		Unfounded		Officer Unidentified		Miscellaneous	
	Count	%	Count	%	Count	%	Count	%	Count	%	Count	%
Gun Pointed	2	5.3%	12	31.6%	11	28.9%	8	21.1%	5	13.2%	0	0%
Gun fired	0	0.0%	0	0.0%	0	0.0%	0	0.0%	0	0.0%	0	0.0%
Nightstick as club (incl asp & baton)	0	0%	2	40%	2	40%	1	20%	0	0%	0	0%
Gun as club	0	0%	0	0%	1	50%	0	0%	1	50%	0	0%
Radio as club	1	100%	0	0%	0	0%	0	0%	0	0%	0	0%
Flashlight as club	0	0.0%	0	0.0%	0	0.0%	0	0.0%	0	0.0%	0	0.0%
Police shield	0	0%	1	50%	1	50%	0	0%	0	0%	0	0%
Vehicle	1	14.3%	0	0%	4	57.1%	1	14.3%	1	14.3%	0	0%
Other blunt instrument as a club	0	0%	0	0%	0	0%	1	50%	1	50%	0	0%
Hit against inanimate object	2	11.8%	2	11.8%	7	41.2%	4	23.5%	2	11.8%	0	0%
Chokehold	2	8%	0	0%	11	44%	7	28%	5	20%	0	0%
Pepper spray	1	7.7%	1	7.7%	11	84.6%	0	0%	0	0%	0	0%
Physical force	21	3.8%	299	53.5%	113	20.2%	85	15.2%	41	7.3%	0	0%
Handcuffs too tight	0	0%	1	12.5%	4	50%	2	25%	1	12.5%	0	0%
Nonlethal restraining device	0	0%	26	74.3%	6	17.1%	3	8.6%	0	0%	0	0%
Animal	0	0.0%	0	0.0%	0	0.0%	0	0.0%	0	0.0%	0	0.0%
Other	0	0%	0	0%	2	66.7%	1	33.3%	0	0%	0	0%
Restricted Breathing	2	5.4%	0	0%	23	62.2%	7	18.9%	5	13.5%	0	0%
Total	32	4.2%	344	45.6%	196	26%	120	15.9%	62	8.2%	0	0%

Figure 58: Disposition of Abuse of Authority Allegations (YTD 2020)

Abuse of Authority Allegation	Substantiated		Exonerated		Unsubstantiated		Unfounded		Officer Unidentified		Miscellaneous	
	Count	%	Count	%	Count	%	Count	%	Count	%	Count	%
Gun Drawn	0	0%	6	75%	2	25%	0	0%	0	0%	0	0%
Entry of Premises	46	15.6%	197	67%	34	11.6%	4	1.4%	12	4.1%	1	0.3%
Strip-searched	13	41.9%	2	6.5%	12	38.7%	4	12.9%	0	0%	0	0%
Vehicle stop	2	1.9%	52	50%	41	39.4%	0	0%	9	8.7%	0	0%
Vehicle search	16	9.9%	69	42.9%	60	37.3%	8	5%	8	5%	0	0%
Threat of summons	1	4.3%	13	56.5%	8	34.8%	0	0%	1	4.3%	0	0%
Threat of arrest	18	8%	120	53.6%	50	22.3%	15	6.7%	21	9.4%	0	0%
Threat to notify ACS	0	0%	4	44.4%	3	33.3%	1	11.1%	1	11.1%	0	0%
Threat of force (verbal or physical)	19	14.5%	35	26.7%	44	33.6%	15	11.5%	18	13.7%	0	0%
Threat to damage/seize property	0	0%	11	34.4%	12	37.5%	3	9.4%	6	18.8%	0	0%
Property damaged	8	13.1%	12	19.7%	16	26.2%	7	11.5%	17	27.9%	1	1.6%
Refusal to process civilian complaint	10	24.4%	0	0%	16	39%	0	0%	15	36.6%	0	0%
Retaliatory arrest	7	100%	0	0%	0	0%	0	0%	0	0%	0	0%
Retaliatory summons	1	16.7%	1	16.7%	4	66.7%	0	0%	0	0%	0	0%
Refusal to obtain medical treatment	5	11.6%	0	0%	18	41.9%	14	32.6%	6	14%	0	0%
Improper dissemination of medical info	0	0%	0	0%	4	80%	0	0%	1	20%	0	0%
Other	13	38.2%	14	41.2%	5	14.7%	1	2.9%	1	2.9%	0	0%
Seizure of property	4	8.2%	30	61.2%	10	20.4%	1	2%	4	8.2%	0	0%
Refusal to show search warrant	1	3.6%	1	3.6%	19	67.9%	2	7.1%	5	17.9%	0	0%
Frisk	32	19%	45	26.8%	64	38.1%	4	2.4%	23	13.7%	0	0%
Search (of person)	16	12.5%	26	20.3%	58	45.3%	5	3.9%	23	18%	0	0%
Stop	30	18.3%	78	47.6%	31	18.9%	0	0%	25	15.2%	0	0%
Question	9	12%	23	30.7%	22	29.3%	3	4%	18	24%	0	0%
Refusal to show arrest warrant	0	0%	1	14.3%	4	57.1%	1	14.3%	1	14.3%	0	0%
Interference with recording	9	14.8%	19	31.1%	12	19.7%	17	27.9%	4	6.6%	0	0%
Search of recording device	2	18.2%	0	0%	6	54.5%	2	18.2%	1	9.1%	0	0%
Electronic device information deletion	1	20%	0	0%	2	40%	1	20%	1	20%	0	0%
Forcible Removal to Hospital	13	8.4%	124	80.5%	12	7.8%	3	1.9%	1	0.6%	1	0.6%
Threat re: removal to hospital	6	40%	4	26.7%	5	33.3%	0	0%	0	0%	0	0%

Threat re: immigration status	0	0.0%	0	0.0%	0	0.0%	0	0.0%	0	0.0%	0	0.0%
Disseminated immigration status	0	0.0%	0	0.0%	0	0.0%	0	0.0%	0	0.0%	0	0.0%
Questioned immigration status	0	0%	2	50%	0	0%	2	50%	0	0%	0	0%
Search of Premises	19	13.7%	73	52.5%	35	25.2%	3	2.2%	9	6.5%	0	0%
Sex Miscon (Sexual Harassment, Verbal)	0	0%	0	0%	5	45.5%	1	9.1%	5	45.5%	0	0%
Sex Miscon (Sexual Harassment, Gesture)	0	0.0%	0	0.0%	0	0.0%	0	0.0%	0	0.0%	0	0.0%
Sexual Misconduct (Sexual Humiliation)	4	36.4%	0	0%	5	45.5%	2	18.2%	0	0%	0	0%
Sex Miscon (Sexual/Romantic Proposition)	0	0%	0	0%	2	50%	0	0%	2	50%	0	0%
Sex Miscon (Sexually Motivated Arrest)	0	0.0%	0	0.0%	0	0.0%	0	0.0%	0	0.0%	0	0.0%
Sex Miscon (Sexually Motivated Stop)	0	0.0%	0	0.0%	0	0.0%	0	0.0%	0	0.0%	0	0.0%
Sex Miscon (Sexually Motivated Frisk)	0	0.0%	0	0.0%	0	0.0%	0	0.0%	0	0.0%	0	0.0%
Sex Miscon (Sexually Motivated Search)	0	0.0%	0	0.0%	0	0.0%	0	0.0%	0	0.0%	0	0.0%
Sex Miscon (Sexually Motiv Strip-Search)	0	0.0%	0	0.0%	0	0.0%	0	0.0%	0	0.0%	0	0.0%
Sex Miscon (Sexually Motiv Vehicle Stop)	0	0.0%	0	0.0%	0	0.0%	0	0.0%	0	0.0%	0	0.0%
Sex Miscon (Sexually Motiv Photo/Video)	0	0.0%	0	0.0%	0	0.0%	0	0.0%	0	0.0%	0	0.0%
Sex Miscon (Sexually Motivated Summons)	0	0.0%	0	0.0%	0	0.0%	0	0.0%	0	0.0%	0	0.0%
Photography/Videography	3	14.3%	7	33.3%	7	33.3%	2	9.5%	2	9.5%	0	0%
Body Cavity Searches	0	0%	1	16.7%	3	50%	2	33.3%	0	0%	0	0%
Refusal to provide name	12	8.9%	0	0%	72	53.3%	39	28.9%	12	8.9%	0	0%
Refusal to provide shield number	19	12.8%	2	1.4%	68	45.9%	41	27.7%	17	11.5%	1	0.7%
Failure to provide RTKA card	103	50.7%	8	3.9%	43	21.2%	11	5.4%	38	18.7%	0	0%
Failed to Obtain Language Interpretation	4	44.4%	0	0%	5	55.6%	0	0%	0	0%	0	0%
Sex Miscon (Sexually Motivated Question)	0	0.0%	0	0.0%	0	0.0%	0	0.0%	0	0.0%	0	0.0%
Total	446	16.1%	980	35.4%	819	29.6%	214	7.7%	307	11.1%	4	0.1%

Figure 59: Disposition of Discourtesy Allegations (YTD 2020)

Discourtesy Allegation	Substantiated		Exonerated		Unsubstantiated		Unfounded		Officer Unidentified		Miscellaneous	
	Count	%	Count	%	Count	%	Count	%	Count	%	Count	%
Word	73	19%	58	15.1%	148	38.5%	55	14.3%	50	13%	0	0%
Gesture	1	25%	0	0%	2	50%	0	0%	1	25%	0	0%
Demeanor/tone	3	60%	0	0%	2	40%	0	0%	0	0%	0	0%
Action	7	15.2%	1	2.2%	17	37%	15	32.6%	6	13%	0	0%
Other	1	50%	1	50%	0	0%	0	0%	0	0%	0	0%
Total	85	19.3%	60	13.6%	169	38.3%	70	15.9%	57	12.9%	0	0%

Figure 60: Disposition of Offensive Language Allegations (YTD 2020)

Offensive Language Allegation	Substantiated		Exonerated		Unsubstantiated		Unfounded		Officer Unidentified		Miscellaneous	
	Count	%	Count	%	Count	%	Count	%	Count	%	Count	%
Race	0	0%	0	0%	11	61.1%	3	16.7%	4	22.2%	0	0%
Ethnicity	2	18.2%	0	0%	1	9.1%	4	36.4%	4	36.4%	0	0%
Religion	0	0%	0	0%	2	100%	0	0%	0	0%	0	0%
Sexual orientation	0	0%	0	0%	6	60%	1	10%	3	30%	0	0%
Physical disability	2	33.3%	0	0%	1	16.7%	0	0%	3	50%	0	0%
Other	1	9.1%	0	0%	4	36.4%	3	27.3%	3	27.3%	0	0%
Gender Identity	0	0%	0	0%	2	66.7%	0	0%	1	33.3%	0	0%
Gender	3	8.6%	0	0%	19	54.3%	6	17.1%	7	20%	0	0%
Total	8	8.3%	0	0%	46	47.9%	17	17.7%	25	26%	0	0%

Figure 61: Administrative Prosecutions Unit Open Docket (August 2020)

Case Stage	Cases	Percent
Trial commenced	0	0%
Awaiting filing of charges	4	4%
Charges filed, awaiting service	16	15%
Charges served, CORD/SoEH/DCS pending	62	60%
Charges served, Conference Date Requested	5	5%
Calendared for court appearance	3	3%
Case Off Calendar - Subsequent Appearance Pending	5	5%
Trial scheduled	7	7%
Plea agreed - paperwork pending	2	2%
Total	104	100%

CORD is the CO's Report on MOS facing discipline.
 SoEH is the Summary of Employment History.
 DCS is the Disciplinary Cover Sheet.

Figure 62: Administrative Prosecutions Unit Cases Awaiting Final Disposition (August 2020)

Case Stage	Cases	Percent
Disposition modified, awaiting final disp.	4	44%
Plea filed - awaiting approval by PC	4	44%
Verdict rendered - awaiting approval by PC	1	11%
Verdict rendered - Fogel response due	0	0%
Trial completed, awaiting verdict	0	0%
Total	9	100%

A Fogel response is a letter to the Trial Commissioner with comments from the CCRB on the Trial Commissioner's report and recommendation.

Figure 63: Officers With CCRB Complaints Closed in 2020 by Command

Patrol Services Bureau	Substantiated MOS Aug 2020	Substantiated MOS YTD 2020	Total MOS Aug 2020	Total MOS YTD 2020
Patrol Borough Manhattan South Total	0	11	26	194
Patrol Borough Manhattan North Total	1	17	12	221
Patrol Borough Bronx Total	8	74	52	412
Patrol Borough Brooklyn South Total	4	56	22	368
Patrol Borough Brooklyn North Total	12	66	43	332
Patrol Borough Queens South Total	0	9	23	220
Patrol Borough Queens North Total	3	14	17	146
Patrol Borough Staten Island Total	7	24	23	122
Special Operations Division Total	0	7	1	30
Other Patrol Services Bureau Commands Total	0	0	1	3
Total	35	278	220	2048
Other Bureaus				
Traffic Control Division Total	0	1	4	26
Transit Bureau Total	0	14	21	129
Housing Bureau Total	0	18	9	183
Organized Crime Control Bureau Total	1	12	7	90
Detective Bureau Total	2	13	4	79
Other Bureaus Total	3	12	20	88
Total	6	70	65	595
Other Commands				
Deputy Commissioners and Miscellaneous Commands Total	1	4	1	30
Undetermined	1	4	2	27
Total	43	356	288	2700

Table shows MOS command as recorded at the time of complaint.

Figure 64A: Officers With CCRB Complaints Closed in 2020 by Command - Patrol Borough Manhattan South

Manhattan South	Substantiated MOS Aug 2020	Substantiated MOS YTD 2020	Total MOS Aug 2020	Total MOS YTD 2020
001 Precinct	0	2	2	15
005 Precinct	0	1	0	8
006 Precinct	0	0	4	17
007 Precinct	0	0	3	18
009 Precinct	0	2	3	28
010 Precinct	0	0	0	14
013 Precinct	0	1	5	22
Midtown South Precinct	0	5	2	38
017 Precinct	0	0	0	8
Midtown North Precinct	0	0	7	19
Precincts Total	0	11	26	187
Patrol Borough Manhattan South Task Force	0	0	0	2
Patrol Borough Manhattan South HQ	0	0	0	4
Patrol Borough Manhattan South Anti-Crime Unit	0	0	0	1
Patrol Borough Manhattan South Total	0	11	26	194

Table shows MOS command as recorded at the time of complaint.

Figure 64B: Officers With CCRB Complaints Closed in 2020 by Command - Patrol Borough Manhattan North

Manhattan North	Substantiated MOS Aug 2020	Substantiated MOS YTD 2020	Total MOS Aug 2020	Total MOS YTD 2020
019 Precinct	0	0	1	19
020 Precinct	1	2	1	11
023 Precinct	0	1	0	27
024 Precinct	0	1	2	21
025 Precinct	0	3	4	27
026 Precinct	0	2	0	10
Central Park Precinct	0	0	0	2
028 Precinct	0	0	0	22
030 Precinct	0	0	0	22
032 Precinct	0	0	1	21
033 Precinct	0	0	1	7
034 Precinct	0	7	2	30
Precincts Total	1	16	12	219
Patrol Borough Manhattan North Task Force	0	0	0	0
Patrol Borough Manhattan North HQ	0	0	0	0
Patrol Borough Manhattan North Anti-Crime Unit	0	1	0	2
Manhattan North Impact Response Team	0	0	0	0
Patrol Borough Manhattan North Total	1	17	12	221

Table shows MOS command as recorded at the time of complaint.

Figure 64C: Officers With CCRB Complaints Closed in 2020 by Command - Patrol Borough Bronx

Bronx	Substantiated MOS Aug 2020	Substantiated MOS YTD 2020	Total MOS Aug 2020	Total MOS YTD 2020
040 Precinct	0	4	1	21
041 Precinct	0	0	6	20
042 Precinct	2	3	2	28
043 Precinct	0	3	3	32
044 Precinct	0	14	3	70
045 Precinct	0	0	0	19
046 Precinct	2	7	8	29
047 Precinct	0	15	9	69
048 Precinct	0	10	3	34
049 Precinct	1	2	2	11
050 Precinct	0	2	9	17
052 Precinct	0	5	3	47
Precincts Total	5	65	49	397
Patrol Borough Bronx Task Force	0	3	0	5
Patrol Borough Bronx HQ	0	0	0	2
Patrol Borough Bronx Anti-Crime Unit	3	6	3	8
Bronx Impact Response Team	0	0	0	0
Patrol Borough Bronx Total	8	74	52	412

Table shows MOS command as recorded at the time of complaint.

Figure 64D: Officers With CCRB Complaints Closed in 2020 by Command - Patrol Borough Brooklyn South

Brooklyn South	Substantiated MOS Aug 2020	Substantiated MOS YTD 2020	Total MOS Aug 2020	Total MOS YTD 2020
060 Precinct	0	3	5	28
061 Precinct	2	8	4	28
062 Precinct	0	6	0	17
063 Precinct	0	1	0	24
066 Precinct	0	0	0	13
067 Precinct	0	8	3	74
068 Precinct	0	3	4	27
069 Precinct	0	5	1	14
070 Precinct	0	10	2	57
071 Precinct	2	2	3	29
072 Precinct	0	2	0	21
076 Precinct	0	2	0	12
078 Precinct	0	3	0	15
Precincts Total	4	53	22	359
Patrol Borough Brooklyn South Task Force	0	0	0	1
Patrol Borough Brooklyn South HQ	0	0	0	0
Patrol Borough Brooklyn South Anti-Crime Unit	0	3	0	8
Brooklyn South Impact Response Team	0	0	0	0
Patrol Borough Brooklyn South Total	4	56	22	368

Table shows MOS command as recorded at the time of complaint.

Figure 64E: Officers With CCRB Complaints Closed in 2020 by Command - Patrol Borough Brooklyn North

Brooklyn North	Substantiated MOS Aug 2020	Substantiated MOS YTD 2020	Total MOS Aug 2020	Total MOS YTD 2020
073 Precinct	0	10	4	59
075 Precinct	1	13	9	65
077 Precinct	1	10	5	44
079 Precinct	1	7	6	38
081 Precinct	3	4	3	6
083 Precinct	0	1	0	19
084 Precinct	3	3	4	24
088 Precinct	1	3	5	12
090 Precinct	2	13	7	50
094 Precinct	0	2	0	15
Precincts Total	12	66	43	332
Patrol Borough Brooklyn North Task Force	0	0	0	0
Patrol Borough Brooklyn North HQ	0	0	0	0
Patrol Borough Brooklyn North Anti-Crime Unit	0	0	0	0
Brooklyn North Impact Response Team	0	0	0	0
Patrol Borough Brooklyn North Total	12	66	43	332

Table shows MOS command as recorded at the time of complaint.

Figure 64F: Officers With CCRB Complaints Closed in 2020 by Command - Patrol Borough Queens South

Queens South	Substantiated MOS Aug 2020	Substantiated MOS YTD 2020	Total MOS Aug 2020	Total MOS YTD 2020
100 Precinct	0	0	0	7
101 Precinct	0	0	4	25
102 Precinct	0	0	3	13
103 Precinct	0	3	4	69
105 Precinct	0	3	2	20
106 Precinct	0	2	2	23
107 Precinct	0	0	1	9
113 Precinct	0	1	7	48
Precincts Total	0	9	23	214
Patrol Borough Queens South Task Force	0	0	0	4
Patrol Borough Queens South HQ	0	0	0	0
Patrol Borough Queens South Anti-Crime Unit	0	0	0	2
Queens South Impact Response Team	0	0	0	0
Patrol Borough Queens South Total	0	9	23	220

Table shows MOS command as recorded at the time of complaint.

Figure 64G: Officers With CCRB Complaints Closed in 2020 by Command - Patrol Borough Queens North

Queens North	Substantiated MOS Aug 2020	Substantiated MOS YTD 2020	Total MOS Aug 2020	Total MOS YTD 2020
104 Precinct	1	2	6	31
108 Precinct	0	1	1	6
109 Precinct	0	0	0	19
110 Precinct	0	0	5	18
111 Precinct	0	0	0	0
112 Precinct	0	2	2	15
114 Precinct	2	2	3	25
115 Precinct	0	7	0	27
Precincts Total	3	14	17	141
Patrol Borough Queens North Task Force	0	0	0	0
Patrol Borough Queens North HQ	0	0	0	3
Patrol Borough Queens North Anti-Crime Unit	0	0	0	2
Patrol Borough Queens North Total	3	14	17	146

Table shows MOS command as recorded at the time of complaint.

Figure 64H: Officers With CCRB Complaints Closed in 2020 by Command - Patrol Borough Staten Island

Staten Island	Substantiated MOS Aug 2020	Substantiated MOS YTD 2020	Total MOS Aug 2020	Total MOS YTD 2020
120 Precinct	1	7	8	37
122 Precinct	0	0	3	21
123 Precinct	6	10	10	25
121 Precinct	0	5	2	30
Precincts Total	7	22	23	113
Patrol Borough Staten Island Task Force	0	2	0	4
Patrol Borough Staten Island HQ	0	0	0	3
Patrol Borough Staten Island Anti-Crime Unit	0	0	0	0
Staten Island Housing Unit	0	0	0	0
Staten Island Court Section	0	0	0	2
Staten Island Impact Response Team	0	0	0	0
Patrol Borough Staten Island Total	7	24	23	122

Table shows MOS command as recorded at the time of complaint.

Figure 64I: Officers With CCRB Complaints Closed in 2020 by Command - Special Operations Division

Special Operations	Substantiated MOS Aug 2020	Substantiated MOS YTD 2020	Total MOS Aug 2020	Total MOS YTD 2020
Emergency Services Unit and Squads 1-10	0	0	0	18
Harbor Unit	0	0	0	0
Aviation Unit	0	0	0	0
Canine Team	0	0	0	0
Mounted Unit	0	0	0	0
2 SOD Strategic Response Group	0	7	1	12
Special Operations Division Headquarters	0	0	0	0
Special Operations Division Total	0	7	1	30

Table shows MOS command as recorded at the time of complaint.

Figure 64J: Officers With CCRB Complaints Closed in 2020 by Command - Other Patrol Services Bureau Commands

Other Patrol Services Bureau Commands	Substantiated MOS Aug 2020	Substantiated MOS YTD 2020	Total MOS Aug 2020	Total MOS YTD 2020
Chiefs Office	0	0	1	3
Special Operations Division Taxi Unit	0	0	0	0
Other Patrol Services Bureau Commands Total	0	0	1	3

Table shows MOS command as recorded at the time of complaint.

Figure 64K: Officers With CCRB Complaints Closed in 2020 by Command - Traffic Control Division

Traffic Control Division	Substantiated MOS Aug 2020	Substantiated MOS YTD 2020	Total MOS Aug 2020	Total MOS YTD 2020
Traffic Control Division - Headquarters Command	0	0	0	0
Manhattan Traffic Task Force	0	1	2	15
Brooklyn Traffic Task Force	0	0	0	0
Bronx Traffic Task Force	0	0	0	0
Queens Traffic Task Force	0	0	0	0
Surface Transportation Enforcement Division (STED)	0	0	0	2
Bus Unit	0	0	1	2
Traffic Control Parking Enforcement District	0	0	0	0
Traffic Control Tow Units	0	0	0	0
Traffic Control Summons Enforcement	0	0	0	0
Traffic Command Intersection Control	0	0	0	0
Traffic Control Intelligence Unit	0	0	0	0
Highway District	0	0	0	0
Highway Unit #1	0	0	1	3
Highway Unit #2	0	0	0	1
Highway Unit #3	0	0	0	1
Highway Unit #4	0	0	0	0
Highway Unit #5	0	0	0	1
Highway Safety Enforcement Unit	0	0	0	0
Movie and TV Unit	0	0	0	1
Traffic Control Division Total	0	1	4	26

Table shows MOS command as recorded at the time of complaint.

Figure 64L: Officers With CCRB Complaints Closed in 2020 by Command - Transit Bureau

Transit Bureau	Substantiated MOS Aug 2020	Substantiated MOS YTD 2020	Total MOS Aug 2020	Total MOS YTD 2020
Transit Bureau Headquarters	0	0	0	0
Transit Bureau Authority Liaison	0	0	0	0
Transit Bureau Inspections	0	0	0	0
Transit Bureau Spec. Invest. Unit	0	0	0	0
Transit Bureau Crime Analysis	0	0	0	0
Transit Bureau Patrol Operations	0	0	0	0
Transit Bureau Manhattan	0	0	0	0
Transit Bureau Bronx	0	0	0	0
Transit Bureau Queens	0	0	0	0
Transit Bureau Brooklyn	0	0	0	0
TB DT01	0	2	0	8
TB DT02	0	0	1	3
TB DT03	0	0	0	4
TB DT04	0	0	3	12
TB DT11	0	2	5	13
TB DT12	0	1	0	9
TB DT20	0	1	0	9
TB DT23	0	0	2	4
TB DT30	0	0	4	10
TB DT32	0	2	1	15
TB DT33	0	0	1	8
TB DT34	0	2	0	7
Transit Bureau Manhattan Task Force	0	2	1	13
Transit Bureau Bronx Task Force	0	0	0	0
Transit Bureau Queens Task Force	0	0	0	0
Transit Bureau Brooklyn Task Force	0	0	0	0
Transit Bureau Homeless Outreach Unit	0	0	0	1
Transit Division Canine Unit	0	0	0	0
Transit Bureau Vandal Unit	0	0	0	0
Transit Bureau Special Operations Unit	0	0	0	0
TB Anti-Terrorism	0	2	3	13
Transportation Bureau and Transit Other Commands	0	0	0	0
Transit Bureau Total	0	14	21	129

Table shows MOS command as recorded at the time of complaint.

Figure 64M: Officers With CCRB Complaints Closed in 2020 by Command - Housing Bureau

Housing Bureau	Substantiated MOS Aug 2020	Substantiated MOS YTD 2020	Total MOS Aug 2020	Total MOS YTD 2020
Housing Bureau (Office of the Chief Command Center)	0	0	0	0
Housing Bureau Special Operations Section	0	0	0	0
PSA 1	0	3	0	12
PSA 2	0	5	3	25
PSA 3	0	1	1	18
PSA 4	0	1	0	14
PSA 5	0	0	0	15
PSA 6	0	1	2	16
PSA 7	0	5	0	52
PSA 8	0	1	1	14
PSA 9	0	0	2	9
Housing Bureau Brooklyn/Staten Island	0	0	0	2
Housing Bureau Manhattan	0	0	0	0
Housing Bureau Bronx/Queens	0	0	0	0
Housing Bureau Investigations	0	0	0	0
Housing Bureau Elevator Vandalism Unit	0	0	0	0
Housing Bureau Operations and Misc. Commands	0	0	0	0
Housing Bureau Total	0	18	9	183
Housing Borough Brooklyn Impact Response Team	0	1	0	4
Housing Borough Manhattan Impact Response Team	0	0	0	1
Housing Borough Bronx/Queens Impact Response Team	0	0	0	1
Housing Bureau Total	0	18	9	183

Table shows MOS command as recorded at the time of complaint.

Figure 64N: Officers With CCRB Complaints Closed in 2020 by Command - Organized Crime Control Bureau

Organized Crime Control Bureau	Substantiated MOS Aug 2020	Substantiated MOS YTD 2020	Total MOS Aug 2020	Total MOS YTD 2020
Queens Narcotics	1	11	2	33
Manhattan North Narcotics	0	0	2	8
Manhattan South Narcotics	0	0	1	3
Bronx Narcotics	0	0	0	8
Staten Island Narcotics	0	0	0	9
Brooklyn North Narcotics	0	0	2	19
Brooklyn South Narcotics	0	1	0	8
Narcotics Headquarters	0	0	0	0
Auto Crime Division	0	0	0	0
Vice Enforcement Division	0	0	0	0
Drug Enforcement Task Force	0	0	0	0
Organized Crime Headquarters	0	0	0	2
Organized Crime Control Bureau Total	1	12	7	90

Table shows MOS command as recorded at the time of complaint.

Figure 640: Officers With CCRB Complaints Closed in 2020 by Command - Detective Bureau

Detective Bureau	Substantiated MOS Aug 2020	Substantiated MOS YTD 2020	Total MOS Aug 2020	Total MOS YTD 2020
Detective Bureau Headquarters	0	0	0	0
Central Investigation and Resource Division	0	0	0	0
Special Investigations Division	0	0	0	2
Special Victims Division	0	1	0	3
Forensic Investigations Division	0	0	0	0
Fugitive Enforcement Division	0	0	0	0
Gang Division	0	3	0	11
Detective Borough Bronx	0	1	0	11
Detective Borough Manhattan	1	1	1	17
Detective Borough Brooklyn	1	3	3	20
Detective Borough Queens	0	4	0	9
Detective Borough Staten Island	0	0	0	6
DB Queens North Operations	0	0	0	0
DB Queens South Operations	0	0	0	0
Detective Bureau Total	2	13	4	79

Table shows MOS command as recorded at the time of complaint.

Figure 64P: Officers With CCRB Complaints Closed in 2020 by Command - Other Bureaus

Other Bureaus	Substantiated MOS Aug 2020	Substantiated MOS YTD 2020	Total MOS Aug 2020	Total MOS YTD 2020
Internal Affairs Bureau				
Internal Affairs Bureau	0	0	2	4
Criminal Justice Bureau				
Court Division	3	12	18	80
Court Bureau	0	0	0	0
Court LMSI	0	0	0	0
Court Unit	0	0	0	0
Criminal Justice Headquarters	0	0	0	0
Support Services Bureau				
Property Clerk Division	0	0	0	0
Fleet Services	0	0	0	1
Central Records Division	0	0	0	0
Personnel Bureau				
Applicant Processing Division	0	0	0	1
Health Services	0	0	0	1
Personnel Bureau Headquarters	0	0	0	1
Other Bureaus Total	3	12	20	88

Table shows MOS command as recorded at the time of complaint.

Figure 64Q: Officers With CCRB Complaints Closed in 2020 by Command - Deputy Commissioners and Miscellaneous Commands

Deputy Commissioners and Miscellaneous Commands	Substantiated MOS Aug 2020	Substantiated MOS YTD 2020	Total MOS Aug 2020	Total MOS YTD 2020
Deputy Commissioner Legal Matters - License Division	0	0	0	0
Deputy Commissioner Legal Matters - Legal Bureau	0	0	0	0
DC Training	0	0	0	0
Deputy Commissioner Training - Police Academy	0	0	0	0
Deputy Commissioner Training - Police Academy Training	0	0	0	5
Deputy Commissioner Training - In-service Training Section	1	1	1	2
Deputy Commissioner Management and Budget	0	0	0	0
Police Commissioner Office	0	0	0	0
Community Affairs Division	0	0	0	0
Chief of Community Affairs	0	0	0	1
Community Affairs Juvenile Section	0	0	0	0
School Safety Bronx/Manhattan	0	0	0	0
School Safety Queens/Brooklyn	0	0	0	0
Office of Equal Employment	0	0	0	0
Deputy Commissioner Operations	0	0	0	0
DC Operations Financial Mgmt.	0	0	0	0
Intelligence Division	0	3	0	20
Chief of Department	0	0	0	0
Department Advocate	0	0	0	0
Deputy Commissioner Public Information	0	0	0	0
Crime Prevention	0	0	0	0
First Deputy Commissioner	0	0	0	0
Office of Management, Analysis and Planning	0	0	0	0
Quality Assurance Division	0	0	0	0
Deputy Commissioner Counterterrorism	0	0	0	2
Chief of Department Evaluation Section	0	0	0	0
Deputy Commissioners and Miscellaneous Commands Total	1	4	1	30

Table shows MOS command as recorded at the time of complaint.