



BILL DE BLASIO
MAYOR

CIVILIAN COMPLAINT REVIEW BOARD
100 CHURCH STREET 10th FLOOR
NEW YORK, NEW YORK 10007 ♦ TELEPHONE (212) 912-7235
www.nyc.gov/ccrb



FREDERICK DAVIE
CHAIR

Executive Director's Monthly Report
March 2018
(Statistics for February 2018)

Contents

Executive Summary	2
Glossary	3
Complaints Received	4
CCRB Cases Received By Borough and Precinct	5
Allegations Received	7
CCRB Docket	10
Closed Cases	12
Resolving Cases	12
Dispositions / Case Abstracts	13
Dispositions - Full Investigations	15
Dispositions - All CCRB Cases	16
Dispositions - Allegations	17
Substantiation Rates	19
Substantiation Rates and Video	19
Board Discipline Recommendations for Substantiated Complaints	21
Board Discipline Recommendations for Substantiated Allegations	23
Truncations	26
Complaints by PSA	27
Mediation Unit	29
Administrative Prosecution Unit	31
NYPD Discipline	32
Appendix	36

Executive Summary

The Civilian Complaint Review Board (“CCRB”) is an independent municipal Agency that investigates complaints of NYPD misconduct. Every month, the CCRB prepares an Executive Director report for its public meeting. Data for February 2018 included the following highlights:

- 1) Of the cases in the CCRB active investigations docket, 81% have been open for 4 months or fewer, and 95% have been open for 7 months or fewer (page 10). In February, the CCRB opened 330 new cases (page 4), and currently has a total open docket of 1,353 cases (page 11).
- 2) The CCRB substantiated allegations in 21% of its fully investigated cases (page 15).
- 3) The CCRB fully investigated 36% of the cases it closed in February (page 12) and resolved (fully investigated, mediated or attempted mediation) 42% of the cases it closed (page 12). The Agency's truncation rate was 57% (page 12). This is primarily driven by uncooperative complainants/alleged victims, or witnesses.
- 4) For February, investigations using video evidence resulted in substantiated allegations in 26% of cases - compared to 17% of cases in which video was not available (page 19-20).
- 5) The Monthly Report includes a breakdown of complaints and substantiations by NYPD precinct and borough of occurrence (pages 5-6, 24-25).
- 6) In February the Police Commissioner finalized 3 decisions against police officers in Administrative Prosecution Unit (APU) cases (page 31). The CCRB's APU prosecutes the most serious allegations of misconduct. The APU conducted 1 trial against members of the NYPD year-to-date; no trials were conducted against respondent officers in February.

Finally, the Monthly Report contains a Table of Contents, Glossary, and Appendix, all meant to assist readers in navigating this report. The CCRB is committed to producing monthly reports that are valuable to the public, and welcomes feedback on how to make its data more accessible.

Glossary

In this glossary we have included a list of terms that regularly appear in our reports.

Allegation: An allegation is a specific act of misconduct. The same “complaint” can have multiple allegations – excessive force and discourteous language, for example. Each allegation is reviewed separately during an investigation.

APU: The Administrative Prosecution Unit is the division of the CCRB that has prosecuted “charges” cases since April 2013, after the signing of a 2012 Memorandum of Understanding between the CCRB and NYPD.

Board Panel: The “Board” of the CCRB has 13 members. Of the 13 members, five are chosen by the Mayor, five are chosen by the City Council, and three are chosen by the Police Commissioner. Following a completed investigation by the CCRB staff, three Board members, sitting as a Board Panel, will make a finding on whether misconduct occurred and will make a recommendation on what level of penalty should follow.

Case/Complaint: For the purposes of CCRB data, a “case” or “complaint” is defined as any incident within the Agency’s jurisdiction, brought to resolution by the CCRB. Cases/Complaints thus include truncations, fully investigated or ongoing cases, mediations, and completed investigations pending Board Panel review.

Disposition: The Board’s finding as to the outcome of a case (i.e. if misconduct occurred).

FADO: Under the City Charter, the CCRB has jurisdiction to investigate the following categories of police misconduct: Force, Abuse of Authority, Discourtesy, and Offensive Language, collectively known as “FADO”.

Intake: CCRB’s intake team initially handles complaints from the public. Intake takes complaints that come via live phone calls, voicemails, an online complaint form, or in-person.

Investigation: CCRB investigators gather evidence and interview witnesses to prepare reports on misconduct allegations. An investigation ends when a closing report is prepared detailing the evidence and legal analysis, and the case is given to the Board for disposition.

Mediation: A complainant may mediate his or her case with the subject officer, in lieu of an investigation, with the CCRB providing a neutral, third-party mediator.

Truncation: When a complaint is withdrawn or there is no complainant/alleged victim available for an interview, the investigation is “truncated.”

Complaints Received

The CCRB’s Intake team processes misconduct complaints from the public and referrals from the NYPD. Under the New York City Charter, the CCRB’s jurisdiction is limited to allegations of misconduct related to Force, Abuse of Authority, Discourtesy and Offensive Language. All other complaints are referred to the appropriate agency. Figure 1 refers to all complaints that the CCRB receives and Figures 2 and 3 refer to new cases that remain with the Agency. In February 2018, the CCRB initiated 330 new complaints.

Figure 1: Total Intake by Month (January 2017 - February 2018)

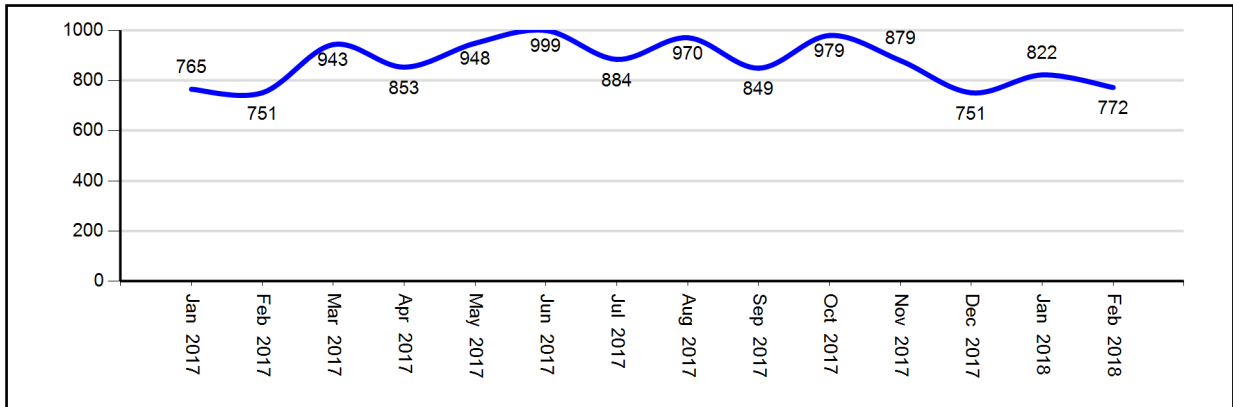


Figure 2: New CCRB Complaints by Month (January 2017 - February 2018)

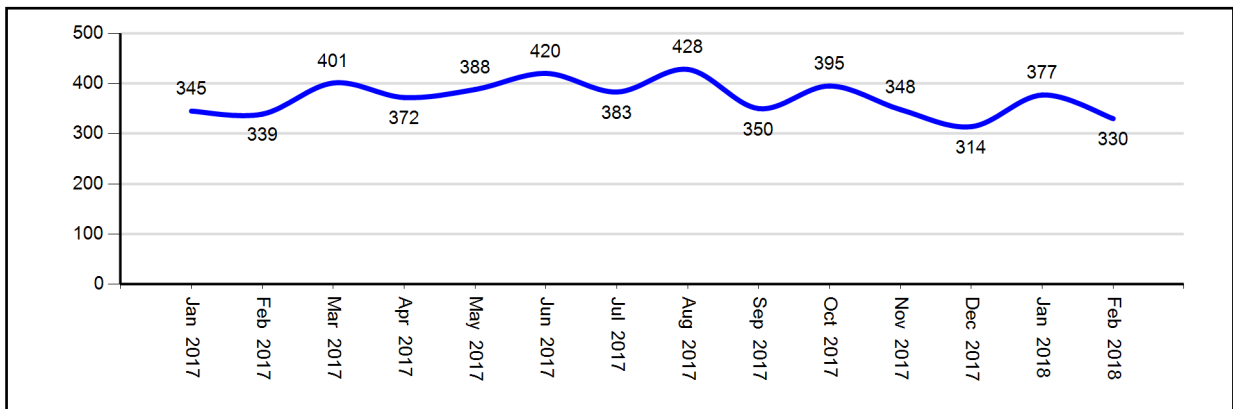
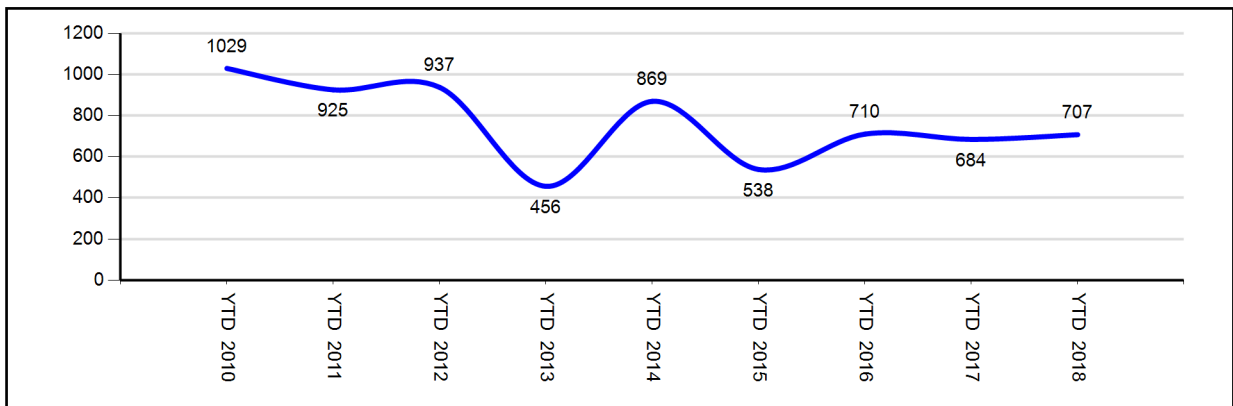


Figure 3: New CCRB Complaints by Year (YTD 2010 - YTD 2018)



CCRB Cases Received by Borough and Precinct

Of the five boroughs, the largest number of misconduct complaints stemmed from incidents occurring in Brooklyn, followed by Manhattan. The 73rd Precinct had the highest number at 15 incidents.

Figure 4: CCRB Complaints Received By Borough of Occurrence (February 2018)

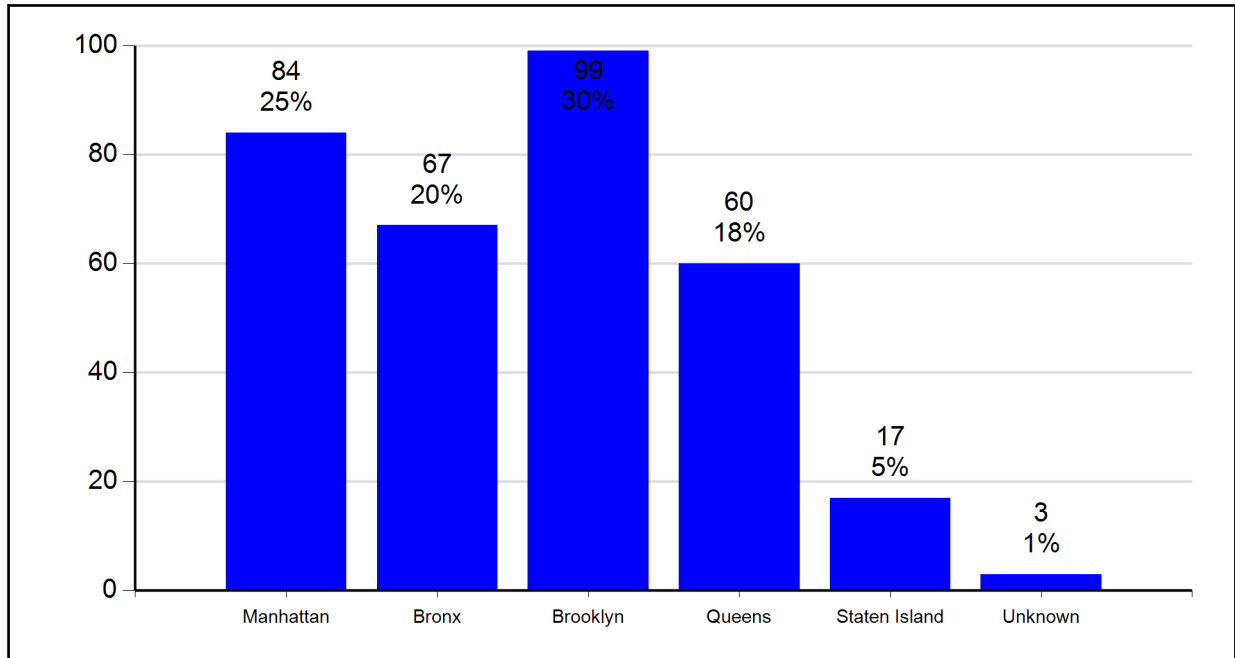


Figure 5: CCRB Complaints Received By Borough of Occurrence (YTD 2018)

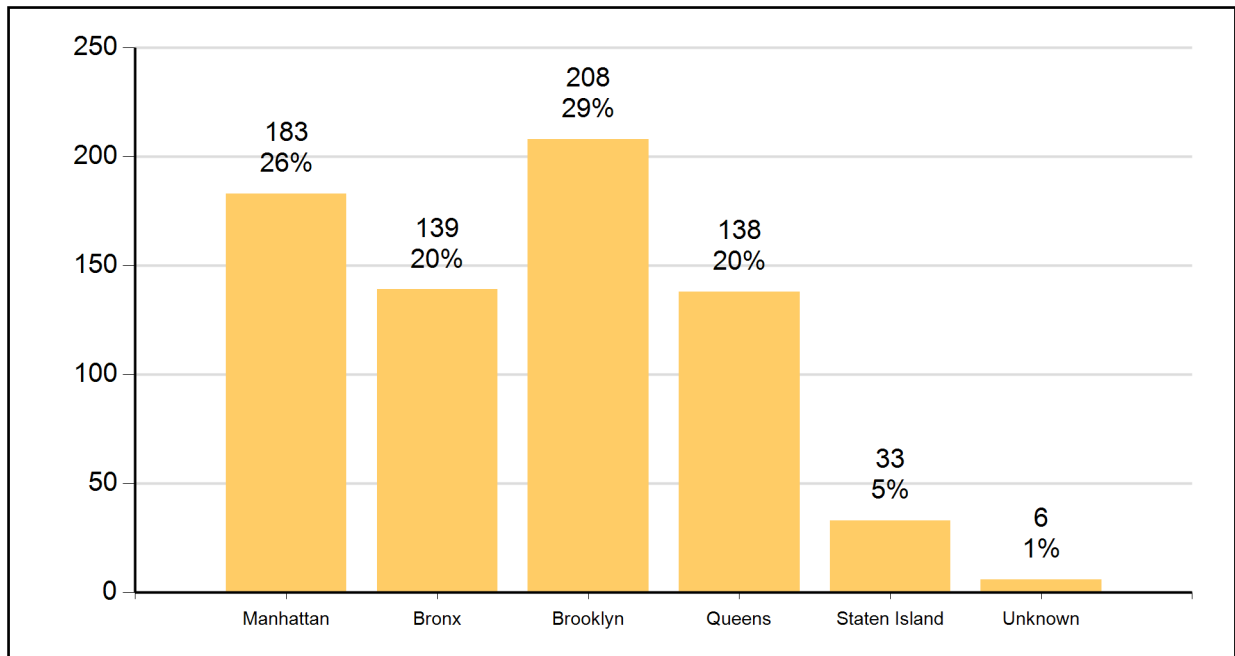


Figure 6: CCRB Complaints Received By Precinct of Occurrence (February 2018)

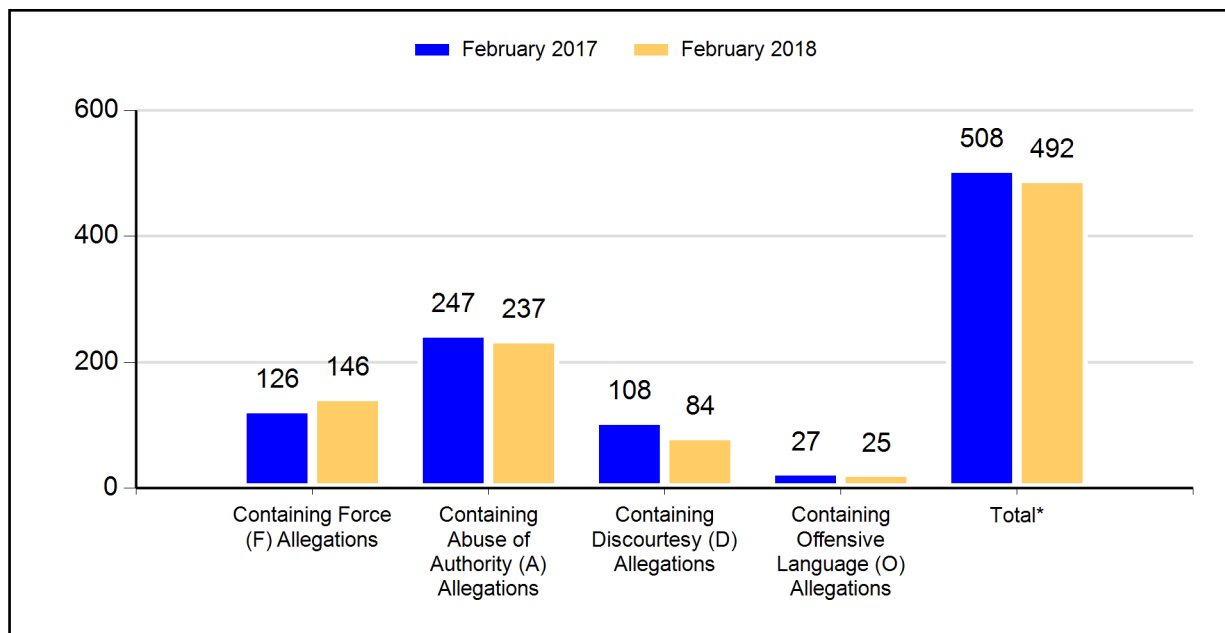
NYPD Precinct of Occurrence*	Number of Complaints	NYPD Precinct of Occurrence*	Number of Complaints
1	3	67	9
5	2	68	3
6	2	69	6
7	2	70	4
9	4	71	7
10	4	72	1
13	2	73	15
14	5	75	10
17	1	76	1
18	6	77	6
19	4	78	2
20	1	79	3
23	4	81	6
24	3	84	1
25	7	88	2
26	1	90	5
28	5	94	2
30	4	100	3
32	6	101	6
33	7	102	2
34	8	103	9
40	9	104	3
41	5	105	6
42	6	106	3
43	5	107	6
44	8	108	2
45	1	109	4
46	7	110	1
47	4	112	2
48	7	113	6
49	6	114	8
50	1	120	6
52	7	121	3
60	4	122	7
61	5	123	1
62	2	Unknown	6
63	3		
66	2		

*These figures track where an incident occurred, not necessarily the Command of the officer. Please review Figures 62A-62Q for Command Level data for cases closed in 2017.

Allegations Received

As described in the previous section, the CCRB has jurisdiction over four categories of NYPD misconduct. In comparing February 2017 to February 2018, the number of complaints containing an allegation of Force is up, Abuse of Authority complaints are down, Discourtesy are down and Offensive Language are down. Figures for the year-to-date comparison show that in 2018, complaints containing an allegation of Force are up, Abuse of Authority are up, Discourtesy are down and Offensive Language are up.

Figure 7: CCRB Complaints Received By Type of Allegation (February 2017 vs. February 2018)



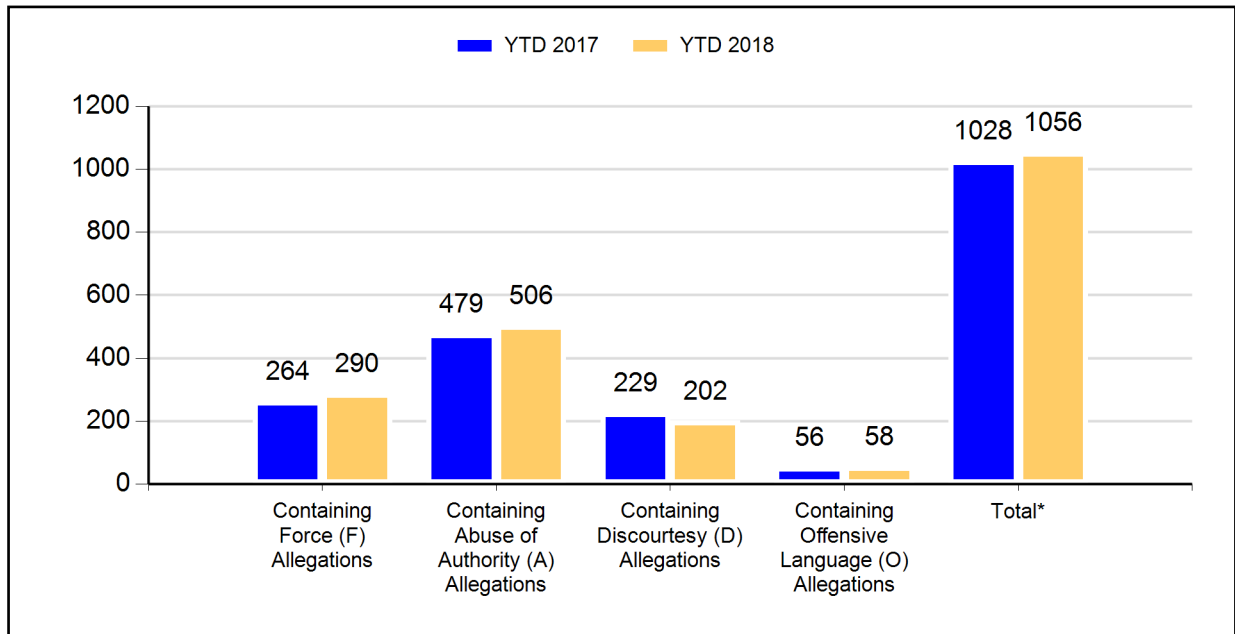
*This is the total of distinct FADO allegation types in complaints received.

Figure 8: CCRB Complaints Received By Type of Allegation (% of Complaints)

	February 2017		February 2018		Change	% Change
	Count	% of Total Complaints	Count	% of Total Complaints		
Force (F)	126	37%	146	44%	20	16%
Abuse of Authority (A)	247	73%	237	72%	-10	-4%
Discourtesy (D)	108	32%	84	25%	-24	-22%
Offensive Language (O)	27	8%	25	8%	-2	-7%
Total FADO Allegations	508		492		-16	-3%
Total Complaints	339		330		-9	-3%

Note: the number of allegations in recently received complaints typically grows somewhat as the complaints are investigated.

Figure 9: CCRB Complaints Received By Type of Allegation (YTD 2017 vs. YTD 2018)



*This is the total of distinct FADO allegation types in complaints received.

Figure 10: CCRB Complaints Received By Type of Allegation YTD (% of Complaints)

	YTD 2017		YTD 2018		Change	% Change
	Count	% of Total Complaints	Count	% of Total Complaints		
Force (F)	264	39%	290	41%	26	10%
Abuse of Authority (A)	479	70%	506	72%	27	6%
Discourtesy (D)	229	33%	202	29%	-27	-12%
Offensive Language (O)	56	8%	58	8%	2	4%
Total FADO Allegations	1028		1056		28	3%
Total Complaints	684		707		23	3%

Note: the number of allegations in recently received complaints typically grows somewhat as the complaints are investigated.

Figure 11: Total Allegations (% of Total Allegations)

	February 2017		February 2018		Change	% Change
	Count	% of Total Allegations	Count	% of Total Allegations		
Force (F)	251	24%	307	27%	56	22%
Abuse of Authority (A)	604	58%	673	60%	69	11%
Discourtesy (D)	145	14%	106	9%	-39	-27%
Offensive Language (O)	35	3%	31	3%	-4	-11%
Total Allegations	1035		1117		82	8%
Total Complaints	339		330		-9	-3%

Figure 12: Total Allegations YTD (% of Total Allegations)

	YTD 2017		YTD 2018		Change	% Change
	Count	% of Total Allegations	Count	% of Total Allegations		
Force (F)	524	24%	603	26%	79	15%
Abuse of Authority (A)	1228	57%	1352	59%	124	10%
Discourtesy (D)	321	15%	256	11%	-65	-20%
Offensive Language (O)	71	3%	68	3%	-3	-4%
Total Allegations	2144		2279		135	6%
Total Complaints	684		707		23	3%

The number of allegations in recently received complaints typically grows as the complaints are investigated.

CCRB Docket

As of the end of February 2018, 81% of active CCRB cases are fewer than five months old, and 95% active cases have been open for fewer than eight months.

Figure 13: Age of Active Cases Based on Received Date (February 2018)

Case Age Group	Count	% of Total
Cases 0-4 Months	953	81.2%
Cases 5-7 Months	156	13.3%
Cases 8-11 Months	50	4.3%
Cases 12-18 Months*	9	0.8%
Cases Over 18 Months**	5	0.4%
Total	1173	100%

*12-18 Months: 4 cases that were reopened; 3 cases that were on DA Hold.

**Over18 Months: 0 cases that were reopened; 5 cases that were on DA Hold.

Figure 14: Age of Active Cases Based on Incident Date (February 2018)

	Count	% of Total
Cases 0-4 Months	861	73.4%
Cases 5-7 Months	190	16.2%
Cases 8-11 Months	77	6.6%
Cases 12-18 Months*	33	2.8%
Cases Over 18 Months**	12	1.0%
Total	1173	100%

*12-18 Months: 5 cases that were reopened; 3 cases that were on DA Hold.

**Over18 Months: 2 cases that were reopened; 6 cases that were on DA Hold.

An active case is here defined as an investigation; cases in mediation are excluded.

Figure 15: Number of Active Investigations (January 2017 - February 2018)

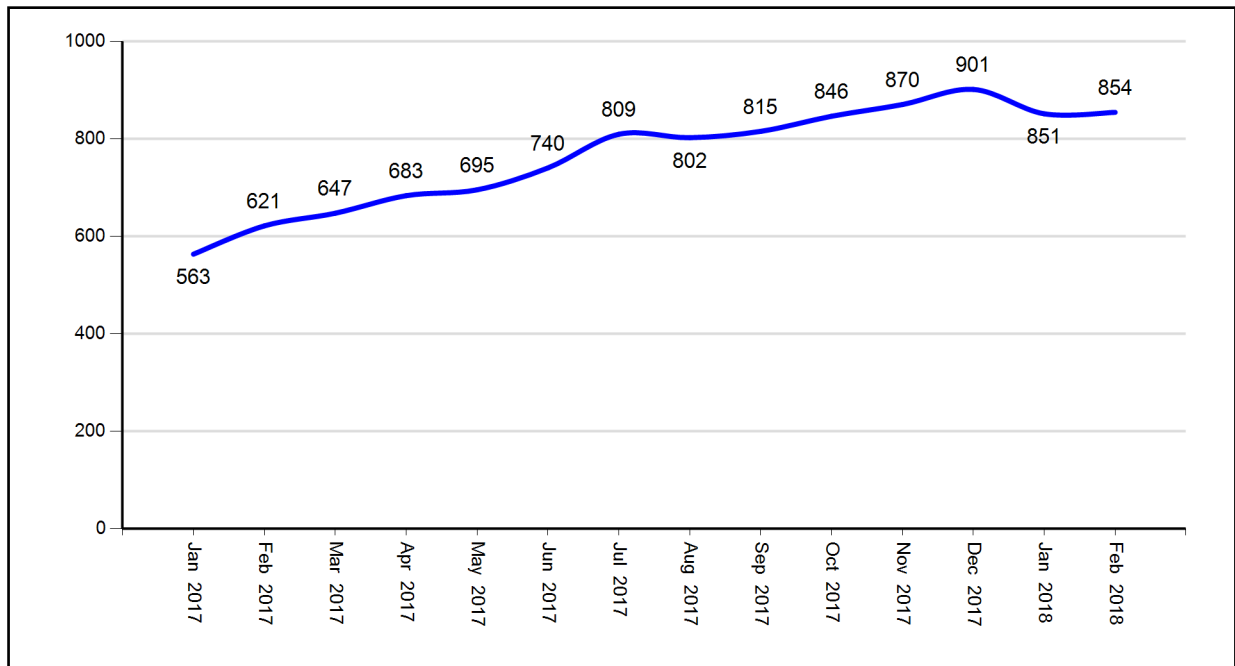


Figure 16: Open Docket Analysis

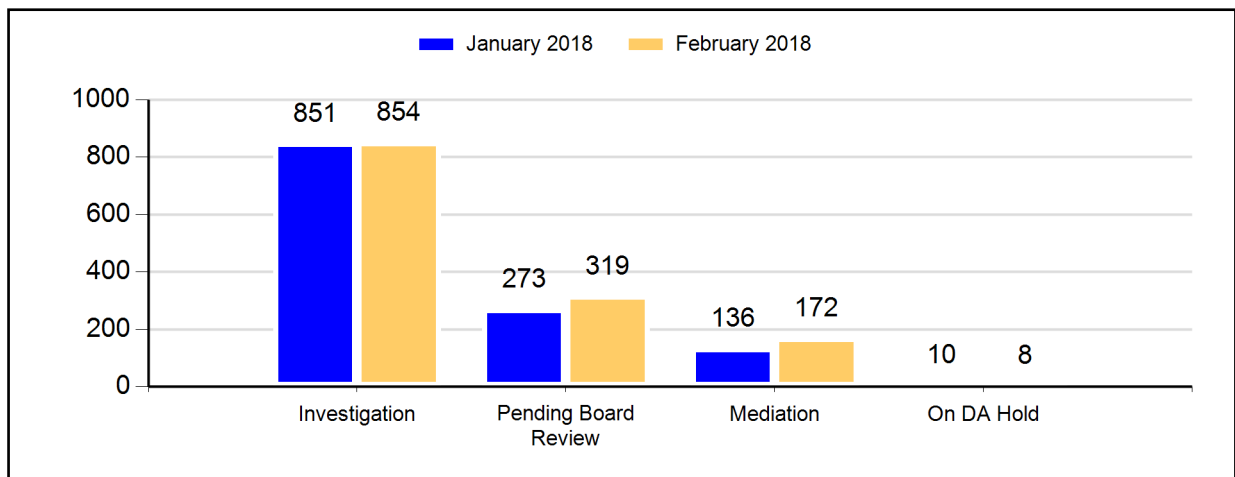


Figure 17: Open Docket Analysis with % Change

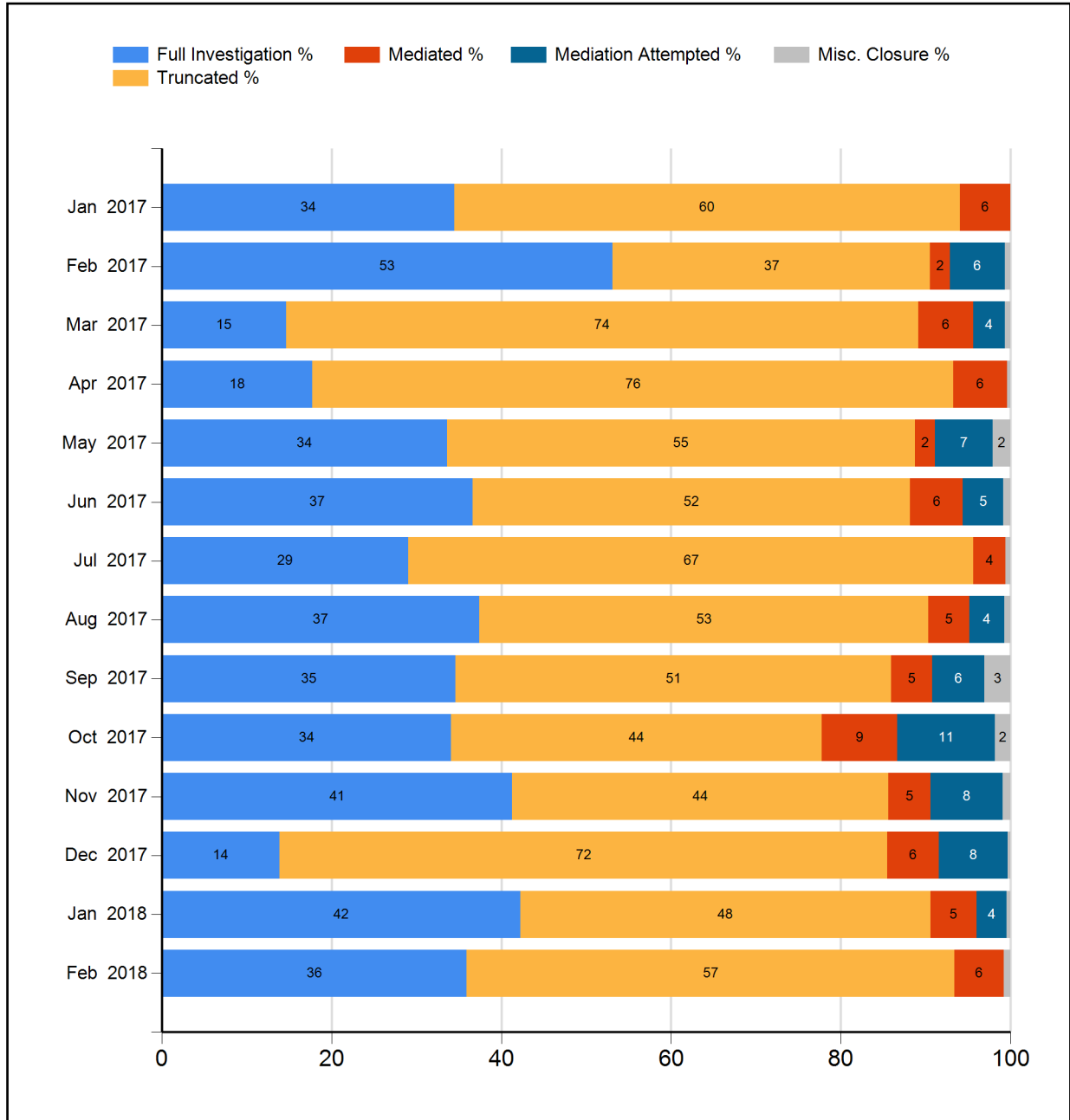
	January 2018		February 2018		Change	% Change
	Count	% of Total	Count	% of Total		
Investigations	851	67%	854	63%	3	0%
Pending Board Review	273	21%	319	24%	46	17%
Mediation	136	11%	172	13%	36	26%
On DA Hold	10	1%	8	1%	-2	-20%
Total	1270		1353		83	7%

Closed Cases

Resolving Cases

In February 2018, the CCRB fully investigated 36% of the cases it closed, and resolved (fully investigated, mediated or mediation attempted) 42% of the cases it closed.

Figure 18: Case Resolutions (January 2017 - February 2018) (%)



Dispositions

Cases fully investigated by the CCRB generally receive one of five outcomes:

- If the alleged misconduct is found to have occurred, based on the preponderance of the evidence, the allegation is **substantiated**.
- If there is not enough evidence to determine whether or not the alleged misconduct occurred, the allegation is **unsubstantiated**.
- If the preponderance of the evidence suggests that the event or alleged act did not occur, the allegation is **unfounded**.
- If the event did occur, but was not improper by a preponderance of evidence, the allegation is **exonerated**.
- If the CCRB was unable to identify any of the officers accused of misconduct, the case is closed as **officer unidentified**.

Additionally, a case might be **mediated**, with the subject officer and complainant discussing the incident in the presence of a neutral third-party moderator, or closed as **mediation attempted**, the designation for a case in which both the officer and the civilian agree to mediate, but the civilian fails to appear twice for the scheduled mediation session or fails to respond to attempts to schedule a mediation session. Finally, a case that cannot be fully investigated due to complainant/alleged victim unavailability or lack of cooperation is **truncated**.

Case Abstracts

The following case abstracts are taken from complaints closed this month and serve as examples of what the different CCRB dispositions mean in practice:

1. Substantiated

Officers responded to a vehicle collision and forcibly removed a driver from their vehicle. The driver said he was inspecting the vehicle damage when officers ordered all the drivers to move their vehicles to the right side of the roadway. Complying with the order, the driver again exited his vehicle to inspect the damage. The driver said one of the officers again yelled at him to enter the vehicle, which he did by slamming his door. The officer rushed the vehicle, and without any verbal instructions, pulled the driver to the rear of the vehicle by the area where the neck and shoulder meet, leaving scratches on that portion of the body. The officer said the man ignored several commands to reenter the vehicle, causing a safety concern for the officer, the driver, and other motorists. The officer felt the need to remove the driver from the roadway, but said he did so without using force. The other officer and drivers involved in the accident did not witness the officer pull the driver from the vehicle. The driver's medical records confirm he sustained scratching and bruising to the area where he alleged the officer grabbed him, with the abrasions being consistent with fingernail scratches. Further, the driver provided consistent statements to medical personnel, NYPD, and CCRB. The investigation determined that the officer grabbed the man by the upper shoulder/neck as alleged and did not provide justification for this use of force. As a result, the Board Substantiated the force allegation.

2. Unsubstantiated

Officers entered an apartment with a valid no knock warrant and used force against the occupants. It is undisputed that officers handcuffed a man and woman inside their bedroom. The man and woman said that officers pulled the man to the ground by his hair, whereas an officer pulled the woman to the ground and pushed on her back with his foot. Eight officers

executed the warrant and denied that they either pulled the man and woman to the ground by their hair, used their foot during the handcuffing, or saw the other officers do the same. The woman made consistent statements to medical staff but there were negative results for bruising or other injuries. Because no officer corroborated the alleged force, and there was no material evidence to indicate if the officers used force, the investigation could not determine by a preponderance of evidence if force was or was not used by officers. As a result, the Board Unsubstantiated the force allegations.

3. Unfounded

A man alleged that officers stopped, frisked, pointed their firearms, and choked him. The man said he attempted to catch a bus but plainclothes officers stopped him with firearms drawn because he resembled a person who had reportedly shot a police officer. While against a fence, the officers frisked the man. When the man refused the officers' request to search his backpack, the man said he got into a physical altercation with the officers, which resulted in one of the officers placing their arms around the man's neck to restrict his breathing. The man said officers transported him to the hospital and issued him a summons, which he does not have anymore. A request for medical records did not yield any results for the man being admitted to the hospital. A Stop Report or summons yielded negative results for the man's name on that incident date. Event documents obtained on an officer shot at that time and location were reported by the same phone number of the man. Further, 911 operators attempted to call back the person that reported the incident and the voicemail recording is the man's name. The credibility of the man's testimony was undermined by the abundance of evidence he filed a false 911 report during the incident, the lack of medical records, and officer radio communications that confirm the incident did not occur. Therefore, the Board Unfounded the allegations.

4. Exonerated

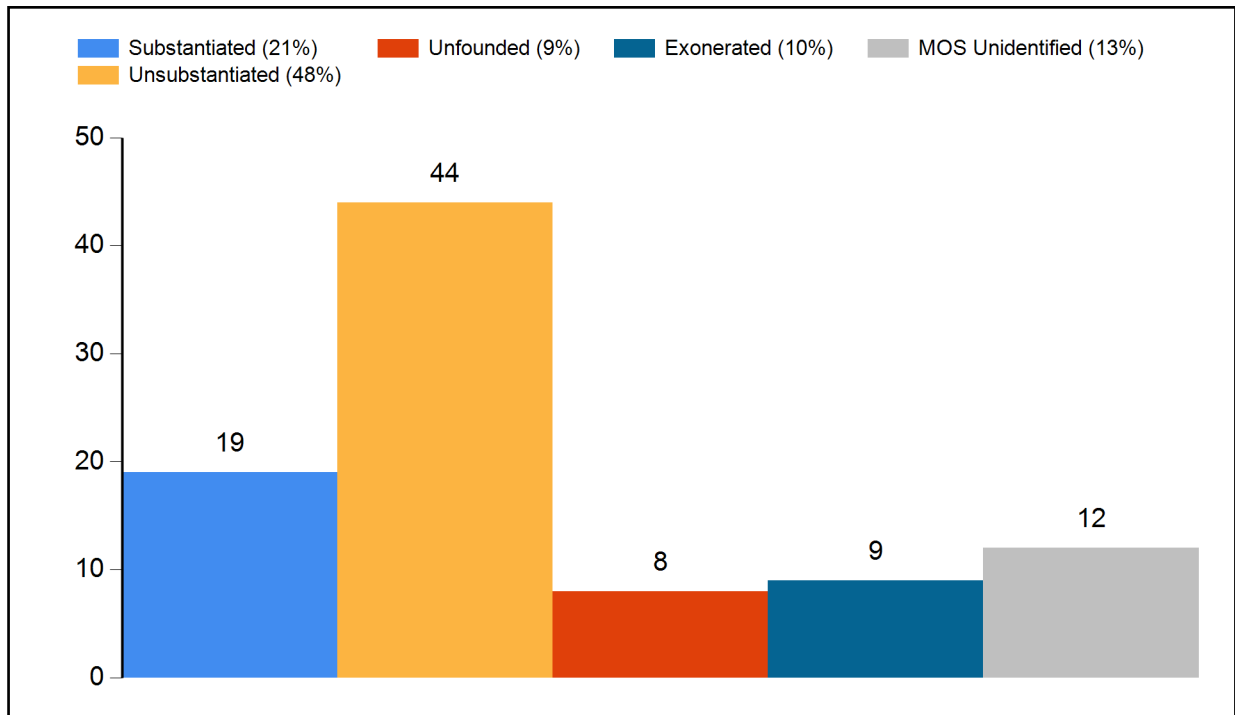
An officer conducted a vehicle stop when a woman failed to yield to a pedestrian. The woman said she turned right when a pedestrian walked into the crosswalk, knowing the pedestrian had the right of way, because she did not want to be rear ended by another vehicle if she stopped during her turn. The officer said he saw the woman almost hit two pedestrians who were already in the crosswalk. The officer pulled the woman over and issued the woman a warning. The woman admitted her actions were a violation of the law and the investigation determined the officer had sufficient reason to stop her vehicle. Therefore, the Board Exonerated the stop allegation.

5. Officer Unidentified

Officers acted discourteously towards a man. The man said that while he was in custody, officers called him names and pelted him with tiny objects as he was walked from the station house to a transport van. The man said the officer who escorted him admitted that what the officers had done was unfair and the officer would talk to the rude officers afterwards. The investigation obtained the precinct role call and the pedigrees of the officers who would have been in a position to contradict the man's testimony. Although the escorting officer did not recall if any officers were present when he escorted the man between the stationhouse and the van, the escorting officer said that no officers made fun of the man nor threw any objects at him. The investigation was not able to determine a subject officer and the Board closed the discourtesy allegation as Officer Unidentified.

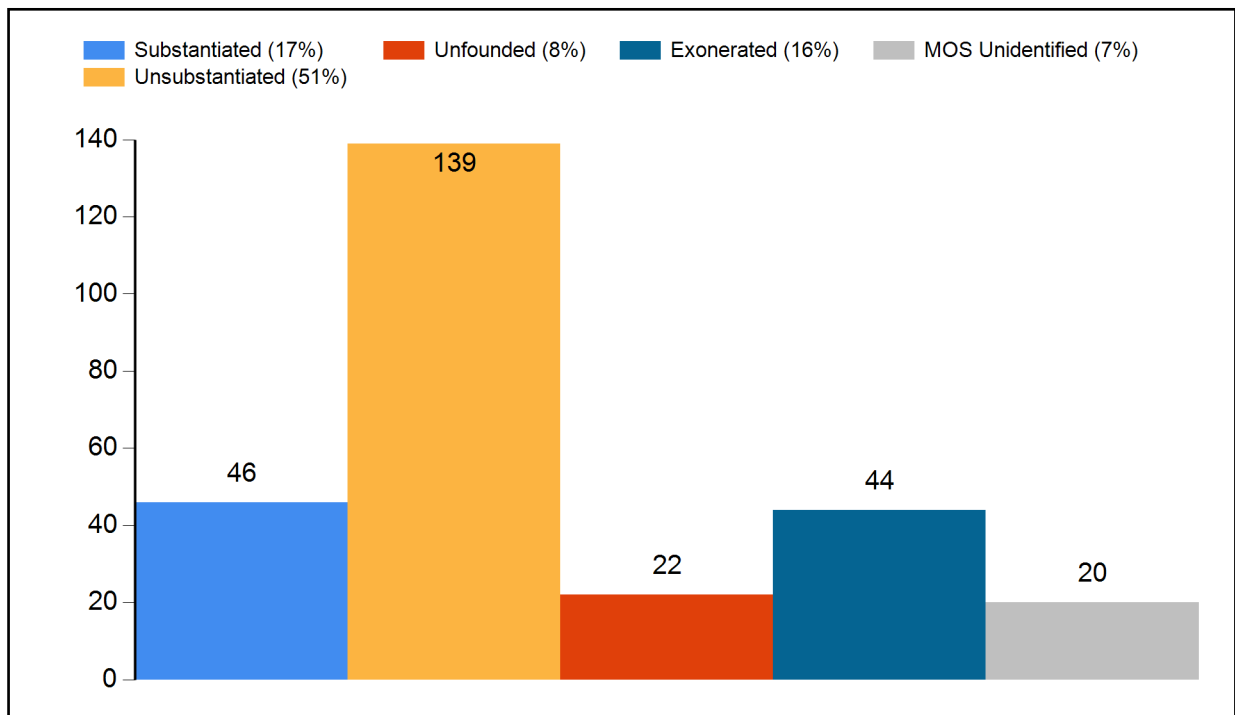
Dispositions - Full Investigations

Figure 19: Disposition Counts of Full Investigations (February 2018)



Due to the reconsideration process, counts are subject to change.

Figure 20: Disposition Counts of Full Investigations (YTD 2018)



Due to the reconsideration process, counts are subject to change.

Dispositions - All CCRB Cases

In addition to full investigations, CCRB cases can be closed through mediation and truncation. The following table lists all the CCRB case closures for the current month and year-to-date.

Figure 21: Disposition of Cases (2017 vs 2018)

	Feb 2017		Feb 2018		YTD 2017		YTD 2018	
	Count	% of Total	Count	% of Total	Count	% of Total	Count	% of Total
Full Investigations								
Substantiated	50	22%	19	21%	68	21%	46	17%
Exonerated	37	16%	9	10%	51	16%	44	16%
Unfounded	15	7%	8	9%	25	8%	22	8%
Unsubstantiated	111	48%	44	48%	150	47%	139	51%
MOS Unidentified	17	7%	12	13%	28	9%	20	7%
Total - Full Investigations	230		92		322		271	
Mediation Closures	Count	% of Total	Count	% of Total	Count	% of Total	Count	% of Total
Mediated	10	26%	15	100%	26	48%	38	72%
Mediation Attempted	28	74%	0	0%	28	52%	15	28%
Total - ADR Closures	38		15		54		53	
Resolved Case Total	268	62%	107	42%	376	54%	324	48%
Truncations / Other Closures	Count	% of Total	Count	% of Total	Count	% of Total	Count	% of Total
Complaint withdrawn	40	24%	28	19%	81	25%	58	16%
Complainant/Alleged Victim/Witness uncooperative	95	58%	73	49%	184	57%	198	56%
Complainant/Alleged Victim/Witness unavailable	25	15%	22	15%	53	16%	48	13%
Alleged Victim unidentified	2	1%	1	1%	3	1%	4	1%
Closed - Pending Litigation*	0	0%	23	15%	0	0%	44	12%
Miscellaneous	1	1%	0	0%	1	0%	1	0%
Administrative closure**	2	1%	2	1%	2	1%	3	1%
Total - Other Case Dispositions	165		149		324		356	
Total - Closed Cases	433		256		700		680	

* Closed - Pending Litigation is a truncation category added in August 2017. It indicates that the complaint was truncated due to the complainant/alleged victim's attorney.

**Administrative closure is a special category that deals with NYPD's Internal Affairs Bureau-referred cases or spin off cases with no complainant/alleged victim, and in which CCRB attempts to locate or identify a complainant/alleged victim has yielded no results.

Dispositions - FADO Allegations

“Allegations” are different than “cases.” A case or complaint is based on an incident and may contain one or more allegations of police misconduct. The allegation substantiation rate is 13% for the month of February 2018, and the allegation substantiation rate is 10% year-to-date. The type of allegation the CCRB is most likely to substantiate is Abuse of Authority – substantiating 17% of such allegations during February 2018, and 13% for the year.

Figure 22: Disposition of Allegations (2017 vs 2018)

	Feb 2017		Feb 2018		YTD 2017		YTD 2018	
Fully Investigated Allegations	Count	%of Total	Count	%of Total	Count	%of Total	Count	%of Total
Substantiated	128	12%	69	13%	168	11%	132	10%
Unsubstantiated	423	41%	206	38%	566	38%	540	42%
Unfounded	93	9%	54	10%	145	10%	105	8%
Exonerated	262	25%	156	29%	397	27%	391	30%
MOS Unidentified	137	13%	60	11%	197	13%	133	10%
Total - Full Investigations	1043		545		1473		1301	
Mediation Closures	Count	%of Total	Count	%of Total	Count	%of Total	Count	%of Total
Mediated	30	36%	35	100%	76	58%	80	64%
Mediation Attempted	54	64%	0	0%	54	42%	45	36%
Total - ADR Closures	84		35		130		125	
Truncations / Other Closures	Count	%of Total	Count	%of Total	Count	%of Total	Count	%of Total
Complaint withdrawn	82	20%	58	16%	159	20%	121	13%
Complainant/Alleged Victim/Witness uncooperative	269	64%	171	47%	528	66%	551	60%
Complainant/Alleged Victim/Witness unavailable	56	13%	43	12%	99	12%	95	10%
Alleged Victim unidentified	5	1%	4	1%	8	1%	8	1%
Closed - Pending Litigation	0	0%	74	20%	0	0%	124	14%
Miscellaneous	4	1%	2	1%	5	1%	4	0%
Administrative closure	3	1%	9	2%	3	0%	11	1%
Total - Other Case Dispositions	419		361		802		914	
Total - Closed Allegations	1546		941		2405		2340	

Figure 23: Disposition of Allegations By FADO Category (February 2018)

	Substantiated	Unsubstantiated	Exonerated	Unfounded	Officers Unidentified	Total
Force	4 3%	46 34%	48 35%	26 19%	12 9%	136 100%
Abuse of Authority	56 17%	122 36%	106 31%	22 7%	31 9%	337 100%
Discourtesy	9 14%	31 48%	2 3%	5 8%	17 27%	64 100%
Offensive Language	0 0%	7 88%	0 0%	1 13%	0 0%	8 100%
Total	69 13%	206 38%	156 29%	54 10%	60 11%	545 100%

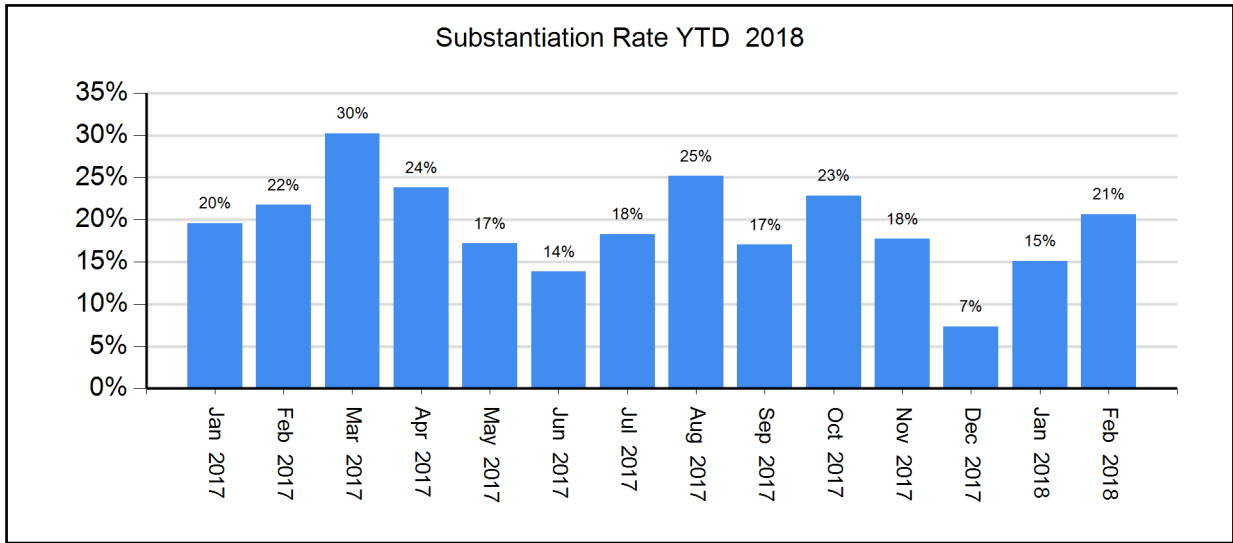
Figure 24: Disposition of Allegations By FADO Category (YTD 2018)

	Substantiated	Unsubstantiated	Exonerated	Unfounded	Officers Unidentified	Total
Force	19 5%	117 33%	136 38%	53 15%	33 9%	358 100%
Abuse of Authority	98 13%	297 40%	250 33%	35 5%	69 9%	749 100%
Discourtesy	14 8%	104 63%	5 3%	14 8%	28 17%	165 100%
Offensive Language	1 3%	22 76%	0 0%	3 10%	3 10%	29 100%
Total	132 10%	540 42%	391 30%	105 8%	133 10%	1301 100%

Substantiation Rates

The February 2018 case substantiation rate was 21%.

Figure 25: Percentage of Cases Substantiated (January 2017 - February 2018)

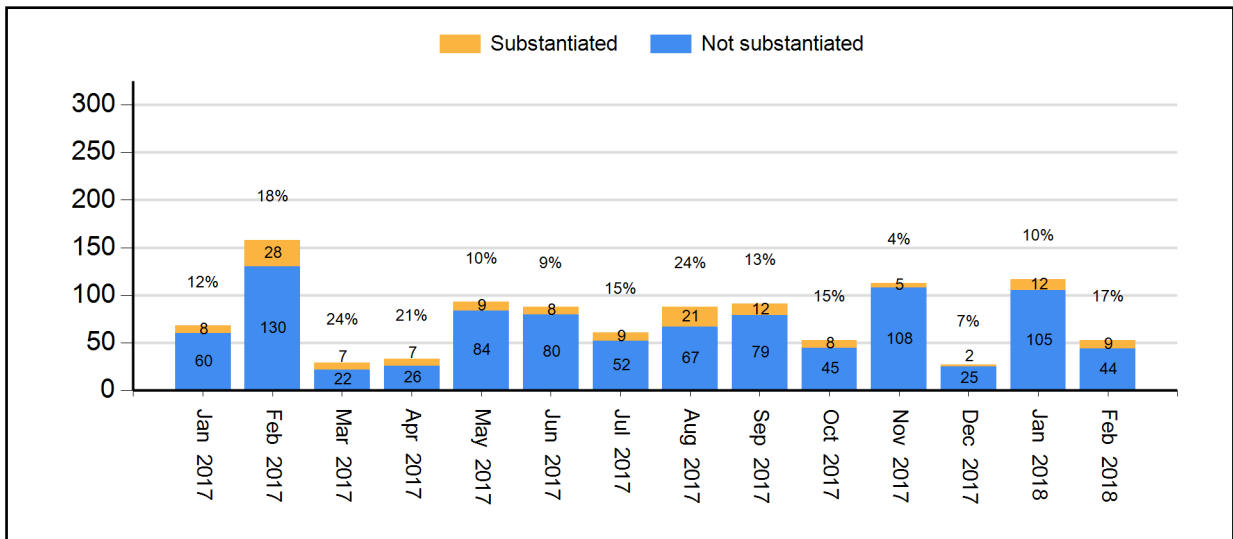


Due to the reconsideration process, counts are subject to change.

Substantiation Rates and Video

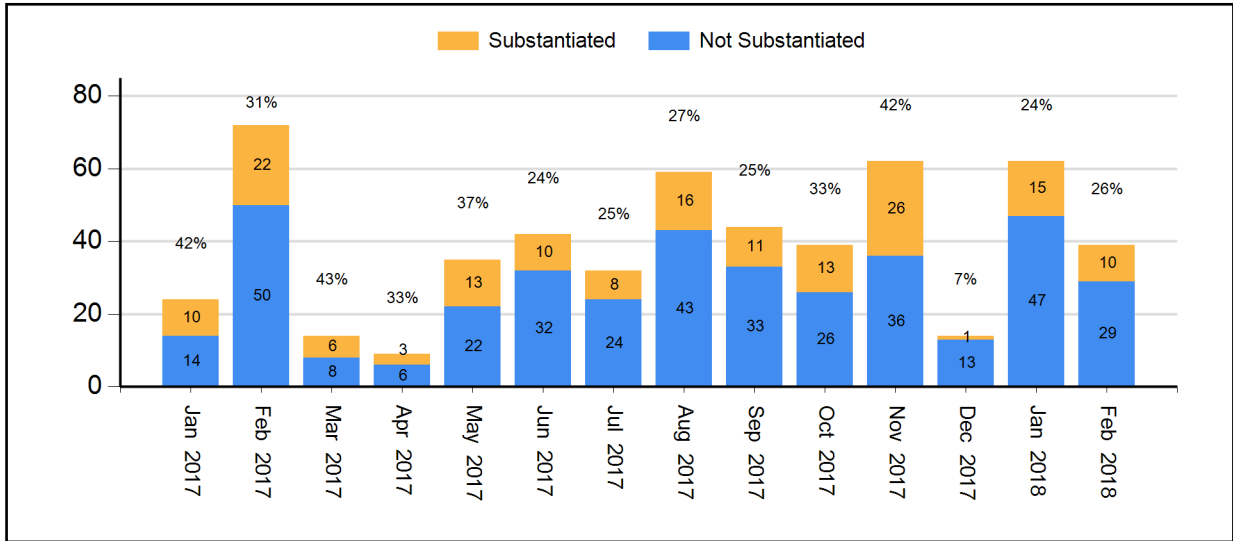
In general, investigations relying on video evidence from security cameras or personal devices result in much higher substantiation rates.

Figure 26: Substantiation Rates for Full Investigations without Video (Jan 2018 - Feb 2018) (% substantiated shown)



Due to the reconsideration process, counts are subject to change.

Figure 27: Substantiation Rates for Full Investigations with Video (Jan 2018 - Feb 2018)
 (% substantiated shown)



Due to the reconsideration process, counts are subject to change.

Board Discipline Recommendations for Substantiated Complaints

After a CCRB investigative team has completed its investigation and recommended the substantiation of a complaint against an officer, a panel of three Board members determines whether to substantiate the allegation and make a disciplinary recommendation.

- “Charges and Specifications” are the most severe form of discipline. A decision to assign Charges commences a process that may result in an administrative trial in the NYPD Trial Room. An officer may lose vacation days, be suspended, or be terminated from the Department if the officer is found guilty.
- “Instructions” or “Formalized Training” are the least severe discipline, often recommended for officers who misunderstand a policy. This determination results in training at the command level (Instructions) or training at the Police Academy or NYPD Legal Bureau (Formalized Training).
- “Command Discipline” is recommended for misconduct that is moderately serious, but does not rise to the level of that associated with Charges. An officer can lose up to ten vacation days as a result of a Command Discipline.
- When the Board has recommended Instructions, Formalized Training or Command Discipline, the case is sent to the NYPD Commissioner to impose training and/or other penalties. Cases where the Board recommends charges are prosecuted by the CCRB’s Administrative Prosecution Unit.

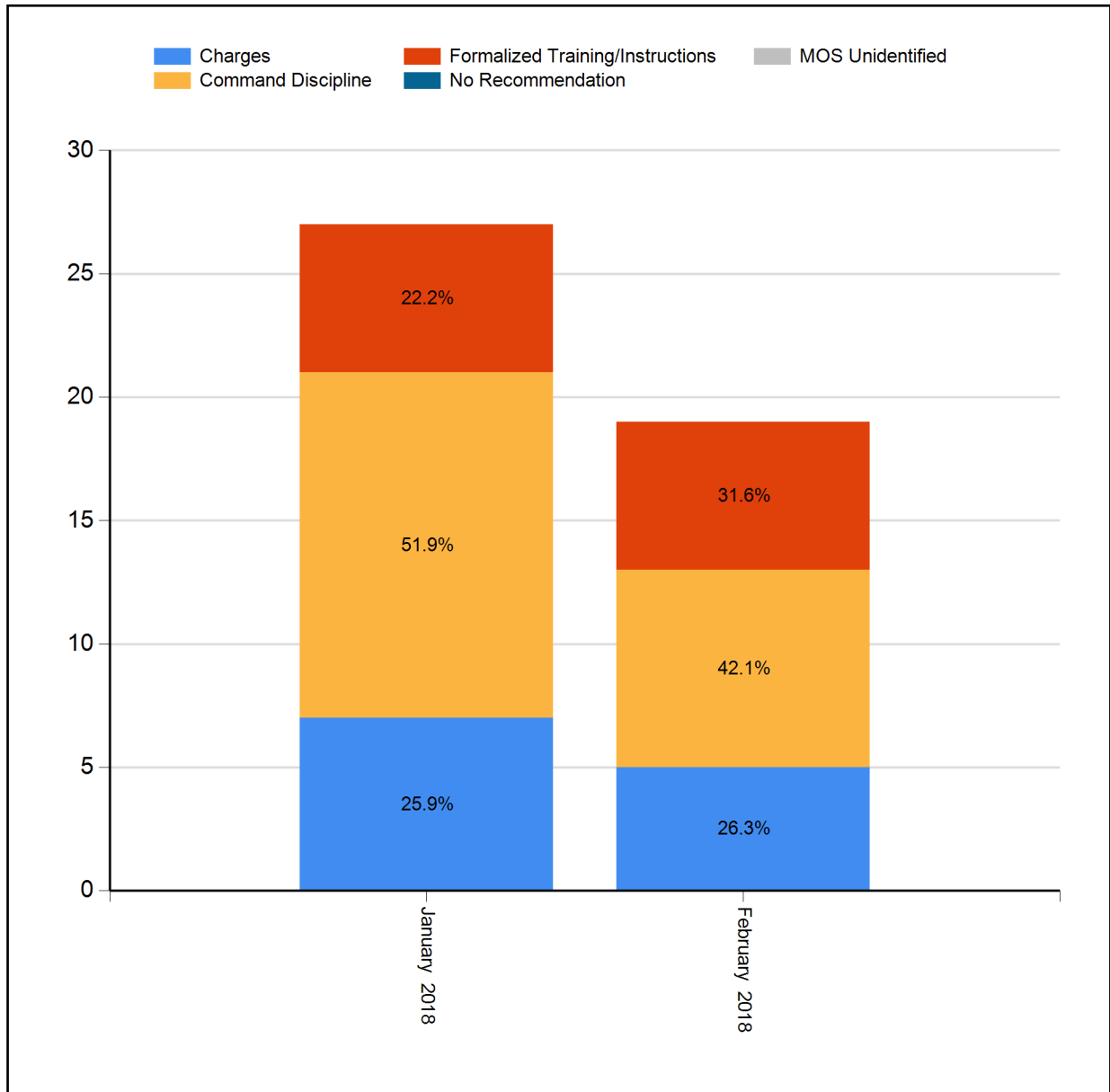
Figure 28: Board Discipline Recommendations For Substantiated Complaints*
(Feb 2017, Feb 2018, YTD 2017, YTD 2018)

Disposition	February 2017		February 2018		YTD 2017		YTD 2018	
	Count	%of Total	Count	%of Total	Count	%of Total	Count	%of Total
Charges	4	8%	5	26%	4	6%	12	26%
Command Discipline	19	38%	8	42%	33	49%	22	48%
Formalized Training	18	36%	0	0%	21	31%	3	7%
Instructions	9	18%	6	32%	10	15%	9	20%
MOS Unidentified	0	0%	0	0%	0	0%	0	0%
Total	50		19		68		46	

Due to the reconsideration process, counts are subject to change.

* A complaint containing a number of substantiated allegations against a number of different officers will typically generate a variety of different disciplinary recommendations. To determine the disciplinary recommendation associated with the complaint as a whole, the CCRB uses the most severe disciplinary recommendation made. The order of severity is: 1) Charges 2) Command Discipline 3) Formalized Training 4) Instructions.

Figure 29: Board Discipline Recommendations For Substantiated Complaints* (2018)



Due to the reconsideration process, counts are subject to change.

* A complaint containing a number of substantiated allegations against a number of different officers will typically generate a variety of different disciplinary recommendations. To determine the disciplinary recommendation associated with the complaint as a whole, the CCRB uses the most severe disciplinary recommendation made. The order of severity is: 1) Charges 2) Command Discipline 3) Formalized Training 4) Instructions.

Board Discipline Recommendations for Officers with Substantiated Allegations

A substantiated CCRB complaint may generate multiple substantiated allegations against multiple officers. Each substantiated allegation will carry its own discipline recommendation from the CCRB Board.

The following table presents the number of officers against whom discipline recommendations have been made as a result of a substantiated CCRB complaint. Where there are multiple substantiated allegations with multiple disciplinary recommendations for an officer in a complaint, the most severe disciplinary recommendation is used to determine the overall recommendation for that officer.

**Figure 30: Board Discipline Recommendations for Officers with Substantiated Allegations*
(Feb 2017, Feb 2018, YTD 2017, YTD 2018)**

Disposition	February 2017		February 2018		YTD 2017		YTD 2018	
	Count	%of Total	Count	%of Total	Count	%of Total	Count	%of Total
Charges	4	5.6%	9	25.7%	4	4%	18	25.4%
Command Discipline	30	41.7%	17	48.6%	53	53.5%	37	52.1%
Formalized Training	26	36.1%	2	5.7%	29	29.3%	5	7%
Instructions	12	16.7%	7	20%	13	13.1%	11	15.5%
MOS Unidentified	0	0%	0	0%	0	0%	0	0%
Total	72		35		99		71	

Due to the reconsideration process, counts are subject to change.

* The counts in this table reflect the number of distinct MOS with a substantiated allegation in each complaint.

Figure 31: Substantiated Allegations By Borough and NYPD Precinct (February 2018)

The figures in this table reflect all substantiated allegations for each MOS.

Board Disposition	FADO Category	Allegation	Precinct of Occurrence	Borough of Occurrence
Substantiated (Command Lvl Instructions)	Abuse of Authority	Question	23	Manhattan
Substantiated (Command Lvl Instructions)	Abuse of Authority	Question	23	Manhattan
Substantiated (Command Discipline A)	Abuse of Authority	Premises entered and/or searched	34	Manhattan
Substantiated (Command Discipline A)	Abuse of Authority	Premises entered and/or searched	34	Manhattan
Substantiated (Command Discipline A)	Abuse of Authority	Premises entered and/or searched	34	Manhattan
Substantiated (Command Discipline A)	Abuse of Authority	Premises entered and/or searched	34	Manhattan
Substantiated (Command Discipline A)	Abuse of Authority	Premises entered and/or searched	34	Manhattan
Substantiated (Command Discipline A)	Abuse of Authority	Frisk	34	Manhattan
Substantiated (Command Discipline A)	Abuse of Authority	Frisk	34	Manhattan
Substantiated (Command Discipline A)	Abuse of Authority	Frisk	34	Manhattan
Substantiated (Charges)	Abuse of Authority	Vehicle search	40	Bronx
Substantiated (Charges)	Abuse of Authority	Vehicle search	40	Bronx
Substantiated (Command Discipline B)	Abuse of Authority	Retaliatory arrest	40	Bronx
Substantiated (Command Discipline B)	Abuse of Authority	Retaliatory arrest	40	Bronx
Substantiated (Command Discipline B)	Abuse of Authority	Retaliatory arrest	40	Bronx
Substantiated (Charges)	Abuse of Authority	Retaliatory summons	40	Bronx
Substantiated (Command Discipline B)	Abuse of Authority	Frisk	40	Bronx
Substantiated (Command Discipline B)	Abuse of Authority	Frisk	40	Bronx
Substantiated (Command Discipline B)	Abuse of Authority	Frisk	40	Bronx
Substantiated (Charges)	Abuse of Authority	Frisk	40	Bronx
Substantiated (Command Discipline B)	Discourtesy	Word	40	Bronx
Substantiated (Command Discipline B)	Discourtesy	Word	40	Bronx
Substantiated (Command Discipline B)	Discourtesy	Word	40	Bronx
Substantiated (Command Lvl Instructions)	Discourtesy	Word	41	Bronx
Substantiated (Command Lvl Instructions)	Discourtesy	Word	44	Bronx
Substantiated (Charges)	Abuse of Authority	Vehicle search	45	Bronx
Substantiated (Charges)	Abuse of Authority	Threat of summons	45	Bronx
Substantiated (Charges)	Abuse of Authority	Threat of force (verbal or physical)	45	Bronx
Substantiated (Charges)	Abuse of Authority	Threat of force (verbal or physical)	45	Bronx
Substantiated (Charges)	Abuse of Authority	Refusal to provide name/shield number	45	Bronx
Substantiated (Charges)	Abuse of Authority	Other	45	Bronx
Substantiated (Charges)	Abuse of Authority	Other	45	Bronx
Substantiated (Charges)	Abuse of Authority	Seizure of property	45	Bronx
Substantiated (Charges)	Discourtesy	Word	45	Bronx
Substantiated (Charges)	Discourtesy	Word	45	Bronx
Substantiated (Charges)	Force	Gun Pointed	45	Bronx
Substantiated (Charges)	Force	Pepper spray	45	Bronx
Substantiated (Charges)	Force	Physical force	45	Bronx
Substantiated (Command Discipline B)	Abuse of Authority	Frisk	50	Bronx
Substantiated (Command Discipline B)	Abuse of Authority	Search (of person)	50	Bronx

Board Disposition	FADO Category	Allegation	Precinct of Occurrence	Borough of Occurrence
Substantiated (Command Lvl Instructions)	Abuse of Authority	Refusal to provide name/shield number	79	Brooklyn
Substantiated (Command Discipline A)	Discourtesy	Word	79	Brooklyn
Substantiated (Command Discipline B)	Abuse of Authority	Threat of force (verbal or physical)	81	Brooklyn
Substantiated (Command Discipline B)	Abuse of Authority	Refusal to provide name/shield number	81	Brooklyn
Substantiated (Command Lvl Instructions)	Abuse of Authority	Refusal to provide name/shield number	81	Brooklyn
Substantiated (Command Discipline B)	Abuse of Authority	Interference with recording	81	Brooklyn
Substantiated (Command Discipline B)	Abuse of Authority	Interference with recording	81	Brooklyn
Substantiated (Command Discipline B)	Discourtesy	Word	81	Brooklyn
Substantiated (Command Discipline A)	Abuse of Authority	Frisk	83	Brooklyn
Substantiated (Command Discipline A)	Abuse of Authority	Frisk	83	Brooklyn
Substantiated (Command Discipline A)	Abuse of Authority	Frisk	83	Brooklyn
Substantiated (Command Discipline A)	Abuse of Authority	Frisk	83	Brooklyn
Substantiated (Command Discipline A)	Abuse of Authority	Frisk	83	Brooklyn
Substantiated (Command Discipline A)	Abuse of Authority	Stop	83	Brooklyn
Substantiated (Command Discipline A)	Abuse of Authority	Stop	83	Brooklyn
Substantiated (Command Discipline A)	Abuse of Authority	Stop	83	Brooklyn
Substantiated (Command Discipline A)	Abuse of Authority	Stop	83	Brooklyn
Substantiated (Command Discipline A)	Abuse of Authority	Stop	83	Brooklyn
Substantiated (Command Discipline A)	Abuse of Authority	Stop	83	Brooklyn
Substantiated (Command Discipline A)	Abuse of Authority	Stop	83	Brooklyn
Substantiated (Charges)	Abuse of Authority	Premises entered and/or searched	105	Queens
Substantiated (Charges)	Abuse of Authority	Premises entered and/or searched	105	Queens
Substantiated (Charges)	Abuse of Authority	Threat of arrest	105	Queens
Substantiated (Charges)	Abuse of Authority	Property damaged	114	Queens
Substantiated (Command Lvl Instructions)	Abuse of Authority	Refusal to provide name/shield number	114	Manhattan
Substantiated (Command Lvl Instructions)	Abuse of Authority	Refusal to provide name/shield number	114	Manhattan
Substantiated (Charges)	Force	Physical force	114	Queens
Substantiated (Command Discipline B)	Abuse of Authority	Frisk	120	Staten Island

Truncations

A “truncation” is a case that is not fully investigated, either because the complainant/alleged victim withdraws the complaint; is uncooperative with the investigation; is not available for the investigative team to interview; or is never identified. The CCRB constantly seeks to lower the number of truncations.

Figure 32: Truncated Allegations (February 2018)

	Withdrawn	Uncooperative	Unavailable	Civilian Unidentified	Pending Litigation*	Total
Force	9	47	21	1	37	115
Abuse of Authority	37	98	17	3	30	185
Discourtesy	7	24	4	0	6	41
Offensive Language	5	2	1	0	1	9
Total	58	171	43	4	74	350

Figure 33: Truncated CCRB Complaints (February 2018)

	Withdrawn	Uncooperative	Unavailable	Civilian Unidentified	Pending Litigation*	Total
Total	28	73	22	1	23	147

Figure 34: Truncated Allegations (YTD 2018)

	Withdrawn	Uncooperative	Unavailable	Civilian Unidentified	Pending Litigation*	Total
Force	19	135	42	4	68	268
Abuse of Authority	79	332	45	4	42	502
Discourtesy	16	75	6	0	12	109
Offensive Language	7	9	2	0	2	20
Total	121	551	95	8	124	899

Figure 35: Truncated CCRB Complaints (YTD 2018)

	Withdrawn	Uncooperative	Unavailable	Civilian Unidentified	Pending Litigation*	Total
Total	58	198	48	4	44	352

*Pending Litigation is a truncation category added in August 2017. It indicates that the complaint was truncated due to the complainant/alleged victim's attorney.

Complaints Against Officers Assigned to Police Service Areas

The Police Service Areas (PSA) are commands that police New York City Housing Developments throughout the five boroughs. PSA complaints are defined as complaints that contain at least one FADO allegation against an officer assigned to a PSA command.

Figure 36: PSA Complaints Closed as % of Total Complaints Closed

	Feb 2017	Feb 2018	YTD 2017	YTD 2018
PSA Complaints	20	14	28	43
Total Complaints	433	256	700	680
PSA Complaints as % of Total	4.6%	5.5%	4.0%	6.3%

A single PSA complaint may contain allegations against multiple officers assigned to multiple PSA commands. The following table breaks out the different PSAs and shows the number of officers assigned to each PSA against whom FADO allegations have been made.

Figure 37: Closed Complaints Against Officers Assigned to a PSA

	Feb 2017	Feb 2018	YTD 2017	YTD 2018
PSA 1	1	6	1	10
PSA 2	6	3	8	16
PSA 3	6	1	7	3
PSA 4	4	3	4	13
PSA 5	8	2	8	4
PSA 6	6	0	8	9
PSA 7	1	11	9	20
PSA 8	2	4	2	8
PSA 9	2	2	3	10
Total	36	32	50	93

Complaints typically contain more than one allegation. The following table shows the allegations made against officers assigned to PSA commands broken out by FADO type.

Figure 38: Closed Allegations Against Officers Assigned to a PSA by FADO Type

	Feb 2017		Feb 2018		YTD 2017		YTD 2018	
	Count	% of Total	Count	% of Total	Count	% of Total	Count	% of Total
Force (F)	10	20%	11	25%	14	19%	31	24%
Abuse of Authority (A)	30	59%	26	59%	41	55%	75	59%
Discourtesy (D)	9	18%	6	14%	15	20%	16	13%
Offensive Language (O)	2	4%	1	2%	4	5%	5	4%
Total	51	101%	44	100%	74	99%	127	100%

Dispositions of Officers Assigned to PSAs

The following tables show the Board disposition of officers assigned to a PSA with a FADO allegation made against them.

Figure 39: Disposition of PSA Officers (2017 vs 2018)

Full Investigations	Feb 2017		Feb 2018		YTD 2017		YTD 2018	
	Count	%of Total	Count	%of Total	Count	%of Total	Count	%of Total
Substantiated	10	42%	9	38%	14	41%	12	18%
Exonerated	5	21%	8	33%	8	24%	17	26%
Unfounded	0	0%	0	0%	0	0%	0	0%
Unsubstantiated	9	38%	7	29%	12	35%	37	56%
MOS Unidentified	0	0%	0	0%	0	0%	0	0%
Total - Full Investigations	24		24		34		66	
Mediation Closures	Count	%of Total	Count	%of Total	Count	%of Total	Count	%of Total
Mediated	3	100%	1	100%	3	100%	2	40%
Mediation Attempted	0	0%	0	0%	0	0%	3	60%
Total - ADR Closures	3		1		3		5	
Resolved Case Total	27	75%	25	78%	37	74%	71	76%
Truncations / Other Closures	Count	%of Total	Count	%of Total	Count	%of Total	Count	%of Total
Complaint withdrawn	1	11%	1	14%	4	31%	3	14%
Complainant/Alleged Victim/Witness uncooperative	6	67%	3	43%	7	54%	14	64%
Complainant/Alleged Victim/Witness unavailable	2	22%	0	0%	2	15%	0	0%
Alleged Victim unidentified	0	0%	0	0%	0	0%	0	0%
Closed - Pending Litigation*	0	0%	3	43%	0	0%	5	23%
Miscellaneous	0	0%	0	0%	0	0%	0	0%
Administrative closure*	0	0%	0	0%	0	0%	0	0%
Total - Other Case Dispositions	9		7		13		22	
Total - Closed Cases	36		32		50		93	

* Closed - Pending Litigation is a truncation category added in August 2017. It indicates that the complaint was truncated due to the complainant/alleged victim's attorney.

**Administrative closure is a special category that deals with NYPD's Internal Affairs Bureau-referred cases or spin off cases with no complainant/alleged victim, and in which CCRB attempts to locate or identify a complainant/alleged victim has yielded no results.

Mediation Unit

Whenever mediation between a complainant/alleged victim and subject officer is suitable, it is offered by CCRB investigators. If the complainant/alleged victim and subject officer both agree to participate, a neutral, third-party mediator facilitates a conversation between the parties. “Mediation Attempted” refers to a situation in which an officer agrees to mediate and the complainant becomes unavailable (after the complainant initially agreed to mediation). The chart below indicates the number of mediations and attempted mediations in February and this year.

Figure 40: Mediated Complaints Closed

	February 2018			YTD 2018		
	Mediated	Mediation Attempted	Total	Mediated	Mediation Attempted	Total
Mediated Complaints	15	0	15	38	15	53

Figure 41: Mediated FADO Allegations Closed

	February 2018			YTD 2018		
	Mediated	Mediation Attempted	Total	Mediated	Mediation Attempted	Total
Force	7	0	7	10	2	12
Abuse of Authority	22	0	22	54	34	88
Discourtesy	6	0	6	13	7	20
Offensive Language	0	0	0	3	2	5
Total	35	0	35	80	45	125

Figure 42: Mediated Complaints By Borough (February 2018)

	Mediations
Bronx	3
Brooklyn	3
Manhattan	4
Queens	4
Staten Island	1

Figure 43: Mediated Allegations By Borough (February 2018)

	Mediations
Bronx	6
Brooklyn	7
Manhattan	8
Queens	13
Staten Island	1

**Figure 44: Mediated Complaints By Precinct
(Feb 2018 - YTD 2018)**

Precinct	Feb 2018	YTD 2018	Precinct	Feb 2018	YTD 2018
1	0	1	70	1	3
5	0	1	71	0	1
13	1	1	72	0	1
14	1	2	73	0	1
17	1	2	75	0	1
18	0	1	78	0	1
34	1	1	100	0	1
42	1	1	101	0	1
44	2	2	103	1	1
46	0	2	104	1	1
52	0	1	105	0	1
60	1	2	106	1	1
63	0	1	113	1	2
69	1	2	121	0	1
			122	1	1

**Figure 45: Mediated Allegations By Precinct
(Feb 2018 - YTD 2018)**

Precinct	Feb 2018	YTD 2018	Precinct	Feb 2018	YTD 2018
1	0	1	70	1	6
5	0	1	71	0	1
13	2	2	72	0	2
14	3	4	73	0	1
17	1	4	75	0	1
18	0	1	78	0	4
34	2	2	100	0	2
42	2	2	101	0	3
44	4	4	103	6	6
46	0	2	104	5	5
52	0	1	105	0	4
60	4	9	106	1	1
63	0	3	113	1	2
69	2	3	121	0	2
			122	1	1

Administrative Prosecution Unit

The CCRB’s Administrative Prosecution Unit (APU) prosecutes police misconduct cases when the Board has recommended charges, in the NYPD Trial Room. The APU is also able to offer pleas to officers who admit guilt rather than going to trial. Following a plea agreement or the conclusion of a disciplinary trial, cases are sent to the Police Commissioner for final penalties.

Figure 46: Administrative Prosecution Unit Case Closures

Disposition Category	Prosecution Disposition	Feb 2018	YTD 2018
Disciplinary Action	Not guilty after trial but Discipline Imposed	0	0
	Guilty after trial	1	1
	Trial verdict dismissed by PC, Comm. Disc. A imposed	0	0
	Trial verdict dismissed by PC, Comm. Disc. B imposed	0	0
	Trial verdict dismissed by PC, Formalized Training imposed	0	0
	Trial verdict dismissed by PC, Instructions imposed	0	0
	Trial verdict reversed by PC, Final verdict Guilty	0	0
	Resolved by plea	1	9
	Plea set aside, Comm. Disc. B	0	0
	Plea set aside, Comm. Disc. A	0	0
	Plea set aside, Formalized Training	0	0
	Plea set aside, Instructions	0	0
	*Retained, with discipline	1	1
	Disciplinary Action Total		3
No Disciplinary Action	Not guilty after trial	0	0
	Trial verdict reversed by PC, Final verdict Not Guilty	0	0
	Plea set aside, Without discipline	0	0
	**Retained, without discipline	0	0
	Dismissed by APU	1	1
	SOL Expired in APU	0	0
	No Disciplinary Action Total		1
Not Adjudicated	Charges not filed	0	0
	Deceased	0	0
	Other	0	0
	***Previously adjudicated, with discipline	0	0
	***Previously adjudicated, without discipline	0	0
	†Reconsidered by CCRB Board	0	0
	Retired	0	0
	SOL Expired prior to APU	0	0
	Not Adjudicated Total		0
	Total Closures	4	12

*Retained cases are those in which the Department kept jurisdiction pursuant to Section 2 of the April 2, 2012 Memorandum of Understanding between the NYPD and the CCRB.

** When the Department keeps jurisdiction pursuant to Section 2 and does not impose any discipline on the officer, it is the equivalent of a category referred to as "Department Unable to Prosecute" (DUP). Cases are referred to as DUP when the department decides that it will not discipline an officer against whom the Board recommended discipline other than charges.

*** In some cases, the Department conducts its own investigation and prosecution prior to the completion of the CCRB's investigation. In those cases, the APU does not conduct a second prosecution.

† Under the Board's reconsideration process, an officer who has charges recommended as the penalty for a substantiated allegation may have the recommended penalty changed to something other than charges or have the disposition changed to something other than substantiated. In those cases, the APU ceases its prosecution.

NYPD Discipline

Under the New York City Charter, the Police Commissioner makes the final decision regarding discipline and the outcome of disciplinary trials.

The first chart reflects NYPD-imposed discipline for cases brought by the APU (Charges).

The chart on the following page reflects cases referred to the Police Commissioner where the Board recommended Command Discipline, Formalized Training or Instructions.

Figure 47: NYPD Discipline Imposed for Adjudicated APU Cases

Discipline*	February 2018	YTD 2018
Terminated	0	0
Suspension for or loss of vacation time of 31 or more days and/or Dismissal Probation	0	0
Suspension for or loss of vacation time of 21 to 30 days	0	0
Suspension for or loss of vacation time of 11 to 20 days	0	0
Suspension for or loss of vacation time of 1 to 10 days	2	10
Command Discipline B	0	0
Command Discipline A	0	0
Formalized Training**	1	1
Instructions***	0	0
Warned & Admonished/Reprimanded	0	0
Disciplinary Action† Total	3	11
No Disciplinary Action†	1	1
Adjudicated Total	4	12
Discipline Rate	75%	92%
Not Adjudicated† Total	1	1
Total Closures	5	13

*Where more than one penalty is imposed on a respondent, it is reported under the more severe penalty.

** Formalized training is conducted by the Police Academy, the NYPD Legal Bureau, or other NYPD Unit.

*** Instructions are conducted at the command level.

† The case closure types that define the "Disciplinary Action", "No Disciplinary Action" and "Not Adjudicated" categories are listed in Figure 43 on the previous page.

Figure 48: NYPD Discipline Imposed for Non-APU Cases

Disposition	Disposition Type*	February 2018	YTD 2018
Disciplinary Action	Terminated	0	0
	Suspension for or loss of vacation time of 31 or more days and/or Dismissal Probation	0	0
	Suspension for or loss of vacation time of 21 to 30 days	0	0
	Suspension for or loss of vacation time of 11 to 20 days	0	0
	Suspension for or loss of vacation time of 1 to 10 days	0	0
	Command Discipline B	0	0
	Command Discipline A	5	10
	Formalized Training**	19	28
	Instructions***	3	4
	Warned & admonished/Reprimanded	0	0
	Total		27
No Disciplinary Action	Filed ††	1	2
	SOL Expired	3	3
	Department Unable to Prosecute†††	9	14
	Total	13	19
	Discipline Rate	68%	69%
	DUP Rate	23%	23%

*Where the respondent is found guilty of charges, and the penalty imposed would fall into more than one of the above listed categories, it is reported under the more severe penalty.

** Formalized training is conducted by the Police Academy, the NYPD Legal Bureau, or other NYPD Unit.

*** Instructions are conducted at the command level.

† Trial outcomes in non-APU cases typically involve MOS who turned down command discipline, prompting the police department to proceed with charges.

†† "Filed" is a term used when the police department is not required to take action against the subject officer because the officer has resigned or retired from the department, or has been terminated.

††† When the department decides that it will not discipline an officer against whom the Board recommended discipline other than charges, those cases are referred to as "Department Unable to Prosecute," or DUP.

Figure 49: NYPD Discipline Imposed for Allegations - Non-APU Cases (February 2018)

Board Disposition	FADO Type	Allegation	Precinct	Borough	NYPD Discipline
Substantiated (Command Lvl Instructions)	D	Word	23	Manhattan	Command Discipline A
Substantiated (Formalized Training)	A	Other	32	Manhattan	No Discipline
Substantiated (Formalized Training)	A	Other	32	Manhattan	No Discipline
Substantiated (Formalized Training)	A	Other	32	Manhattan	No Discipline
Substantiated (Formalized Training)	A	Other	32	Manhattan	No Discipline
Substantiated (Formalized Training)	A	Search (of person)	32	Manhattan	No Discipline
Substantiated (Formalized Training)	A	Search (of person)	32	Manhattan	No Discipline
Substantiated (Command Discipline A)	A	Frisk	33	Manhattan	Command Discipline A
Substantiated (Command Discipline A)	A	Stop	33	Manhattan	Command Discipline A
Substantiated (Formalized Training)	A	Threat to damage/seize property	34	Manhattan	Formalized Training
Substantiated (Command Discipline A)	A	Retaliatory arrest	40	Bronx	No Discipline
Substantiated (Command Discipline B)	A	Retaliatory arrest	40	Bronx	No Discipline
Substantiated (Command Discipline A)	A	Retaliatory arrest	40	Bronx	No Discipline
Substantiated (Command Discipline A)	D	Word	40	Bronx	No Discipline
Substantiated (Command Discipline A)	D	Word	40	Bronx	No Discipline
Substantiated (Command Discipline B)	D	Word	40	Bronx	No Discipline
Substantiated (Command Discipline A)	A	Frisk	40	Bronx	No Discipline
Substantiated (Command Discipline B)	A	Frisk	40	Bronx	No Discipline
Substantiated (Command Discipline A)	A	Frisk	40	Bronx	No Discipline
Substantiated (Command Discipline A)	A	Stop	42	Bronx	Command Discipline A
Substantiated (Command Discipline A)	A	Stop	42	Bronx	Command Discipline A
Substantiated (Command Discipline A)	A	Question	44	Bronx	Formalized Training
Substantiated (Command Discipline B)	A	Other	48	Bronx	No Discipline
Substantiated (Command Discipline B)	A	Other	48	Bronx	No Discipline
Substantiated (Command Discipline A)	A	Frisk	61	Brooklyn	Formalized Training
Substantiated (Command Discipline A)	A	Frisk	61	Brooklyn	Formalized Training
Substantiated (Command Discipline A)	A	Search (of person)	61	Brooklyn	Formalized Training
Substantiated (Command Discipline A)	A	Search (of person)	61	Brooklyn	Formalized Training
Substantiated (Command Discipline A)	A	Stop	61	Brooklyn	Formalized Training
Substantiated (Command Discipline A)	A	Stop	61	Brooklyn	Formalized Training
Substantiated (Formalized Training)	A	Vehicle search	66	Brooklyn	No Discipline
Substantiated (Formalized Training)	A	Frisk	66	Brooklyn	No Discipline

Board Disposition	FADO Type	Allegation	Precinct	Borough	NYPD Discipline
Substantiated (Formalized Training)	A	Search (of person)	66	Brooklyn	No Discipline
Substantiated (Command Discipline B)	A	Premises entered and/or searched	67	Brooklyn	Instructions
Substantiated (Command Discipline B)	A	Premises entered and/or searched	67	Brooklyn	Instructions
Substantiated (Command Discipline B)	A	Premises entered and/or searched	67	Brooklyn	Instructions
Substantiated (Formalized Training)	D	Word	72	Brooklyn	No Discipline
Substantiated (Formalized Training)	E	Gender	72	Brooklyn	No Discipline
Substantiated (Command Discipline A)	A	Premises entered and/or searched	73	Brooklyn	Formalized Training
Substantiated (Command Discipline A)	A	Frisk	73	Brooklyn	No Discipline
Substantiated (Command Discipline B)	A	Refusal to provide name/shield number	79	Brooklyn	No Discipline
Substantiated (Command Discipline B)	A	Refusal to provide name/shield number	79	Brooklyn	Command Discipline A
Substantiated (Command Discipline B)	A	Frisk	79	Brooklyn	No Discipline
Substantiated (Command Discipline B)	A	Search (of person)	79	Brooklyn	No Discipline
Substantiated (Command Discipline B)	A	Stop	79	Brooklyn	Command Discipline A
Substantiated (Command Discipline B)	A	Stop	79	Brooklyn	No Discipline
Substantiated (Command Discipline B)	F	Physical force	81	Brooklyn	Formalized Training
Substantiated (Command Discipline B)	A	Refusal to provide name/shield number	81	Brooklyn	Formalized Training
Substantiated (Command Discipline B)	A	Frisk	81	Brooklyn	Formalized Training
Substantiated (Command Discipline B)	A	Stop	81	Brooklyn	Formalized Training
Substantiated (Command Discipline B)	A	Stop	81	Brooklyn	Formalized Training
Substantiated (Command Discipline B)	A	Stop	81	Brooklyn	Formalized Training
Substantiated (Command Discipline B)	A	Stop	81	Brooklyn	Formalized Training
Substantiated (Command Discipline A)	D	Word	88	Brooklyn	Formalized Training
Substantiated (Command Discipline A)	A	Search (of person)	88	Brooklyn	Formalized Training
Substantiated (Command Discipline A)	A	Search (of person)	103	Queens	Formalized Training
Substantiated (Command Discipline A)	A	Stop	103	Queens	Formalized Training
Substantiated (Command Discipline A)	A	Question	103	Queens	Formalized Training
Substantiated (Command Discipline A)	A	Premises entered and/or searched	105	Queens	Formalized Training
Substantiated (Command Discipline A)	A	Premises entered and/or searched	105	Queens	Formalized Training
Substantiated (Command Discipline A)	A	Premises entered and/or searched	105	Queens	Formalized Training
Substantiated (Command Discipline A)	A	Property damaged	105	Queens	Formalized Training
Substantiated (Formalized Training)	A	Premises entered and/or searched	113	Queens	Formalized Training
Substantiated (Formalized Training)	A	Threat of arrest	113	Queens	Formalized Training

Board Disposition	FADO Type	Allegation	Precinct	Borough	NYPD Discipline
Substantiated (Formalized Training)	A	Threat of arrest	113	Queens	Formalized Training
Substantiated (Formalized Training)	A	Threat of arrest	113	Queens	Formalized Training
Substantiated (Command Discipline B)	A	Premises entered and/or searched	120	Staten Island	Formalized Training
Substantiated (Command Discipline B)	A	Premises entered and/or searched	120	Staten Island	Formalized Training
Substantiated (Command Discipline B)	A	Premises entered and/or searched	120	Staten Island	Formalized Training

Figure 50: NYPD Discipline Imposed for Allegations - APU Adjudicated Cases (February 2018)

Board Disposition	FADO Type	Allegation	Precinct	Borough	NYPD Discipline
Substantiated (Charges)	F	Physical force	14	Manhattan	Forfeit vacation 5 day(s)
Substantiated (Charges)	A	Refusal to obtain medical treatment	44	Bronx	Formalized Training
Substantiated (Charges)	A	Refusal to provide name/shield number	47	Bronx	Forfeit vacation 7 day(s)
Substantiated (Charges)	A	Frisk	47	Bronx	Forfeit vacation 7 day(s)
Substantiated (Charges)	A	Search (of person)	47	Bronx	Forfeit vacation 7 day(s)
Substantiated (Charges)	A	Stop	47	Bronx	Forfeit vacation 7 day(s)

Appendix

Over the years, the CCRB has made many types of data publicly available. In reorganizing the Monthly Report, we do not intend to remove any valuable information from the public domain. However, the Agency believes that some information is essential to place in the main body of the Monthly Report, while more granular charts and figures are better suited to the Appendix. We welcome you to contact the CCRB at www.nyc.gov or 212-912-7235 if you are having difficulty finding information on CCRB data that was formerly available.

Figure 51: CCRB Open Docket - Age of CCRB Cases Based On Incident Date

	February 2018		January 2018		Change	% Change
	Count	% of Total	Count	% of Total		
Cases 0-4 Months	1004	74.6%	974	77.3%	30	3.1%
Cases 5-7 Months	214	15.9%	184	14.6%	30	16.3%
Cases 8 Months	37	2.8%	22	1.7%	15	68.2%
Cases 9 Months	12	0.9%	21	1.7%	-9	-42.9%
Cases 10 Months	21	1.6%	13	1.0%	8	61.5%
Cases 11 Months	11	0.8%	8	0.6%	3	37.5%
Cases 12 Months	9	0.7%	9	0.7%	0	0.0%
Cases 13 Months	9	0.7%	5	0.4%	4	80.0%
Cases 14 Months	4	0.3%	7	0.6%	-3	-42.9%
Cases 15 Months	7	0.5%	3	0.2%	4	133.3%
Cases 16 Months	4	0.3%	2	0.2%	2	100.0%
Cases 17 Months	0	0.0%	2	0.2%	-2	NA
Cases 18 Months	1	0.1%	2	0.2%	-1	-50.0%
Cases Over 18 Months	12	0.9%	8	0.6%	4	50.0%
NA	0	0.0%	0	0.0%	0	NA
Total	1345	100.0%	1260	100.0%	85	6.7%

Figure 52: CCRB Open Docket - Age of CCRB Cases Based On CCRB Received Date

	February 2018		January 2018		Change	% Change
	Count	% of Total	Count	% of Total		
Cases 0-4 Months	1103	82.0%	1057	83.9%	46	4.4%
Cases 5-7 Months	176	13.1%	151	12.0%	25	16.6%
Cases 8 Months	25	1.9%	21	1.7%	4	19.0%
Cases 9 Months	13	1.0%	11	0.9%	2	18.2%
Cases 10 Months	10	0.7%	5	0.4%	5	100.0%
Cases 11 Months	4	0.3%	4	0.3%	0	0.0%
Cases 12 Months	3	0.2%	2	0.2%	1	50.0%
Cases 13 Months	2	0.1%	1	0.1%	1	100.0%
Cases 14 Months	1	0.1%	1	0.1%	0	0.0%
Cases 15 Months	0	0.0%	1	0.1%	-1	NA
Cases 16 Months	2	0.1%	0	0.0%	2	NA
Cases 17 Months	0	0.0%	1	0.1%	-1	NA
Cases 18 Months	1	0.1%	0	0.0%	1	NA
Cases Over 18 Months	5	0.4%	5	0.4%	0	0.0%
NA	0	0.0%	0	0.0%	0	NA
Total	1345	100.0%	1260	100.0%	85	6.7%

Figure 53: CCRB Investigations Docket - Age of CCRB Cases Based On Incident Date

	February 2018		January 2018		Change	% Change
	Count	% of Total	Count	% of Total		
Cases 0-4 Months	659	77.2%	698	82.0%	-39	-5.6%
Cases 5-7 Months	117	13.7%	93	10.9%	24	25.8%
Cases 8 Months	19	2.2%	6	0.7%	13	216.7%
Cases 9 Months	5	0.6%	13	1.5%	-8	-61.5%
Cases 10 Months	13	1.5%	8	0.9%	5	62.5%
Cases 11 Months	9	1.1%	5	0.6%	4	80.0%
Cases 12 Months	7	0.8%	7	0.8%	0	0.0%
Cases 13 Months	7	0.8%	3	0.4%	4	133.3%
Cases 14 Months	1	0.1%	6	0.7%	-5	-83.3%
Cases 15 Months	6	0.7%	2	0.2%	4	200.0%
Cases 16 Months	2	0.2%	2	0.2%	0	0.0%
Cases 17 Months	0	0.0%	0	0.0%	0	NA
Cases 18 Months	1	0.1%	2	0.2%	-1	-50.0%
Cases Over 18 Months	8	0.9%	6	0.7%	2	33.3%
NA	0	0.0%	0	0.0%	0	NA
Total	854	100.0%	851	100.0%	3	0.4%

Figure 54: CCRB DA Hold Docket - Age of CCRB Cases Based On Incident Date

	February 2018	
	Count	% of Total
Cases 0-4 Months	3	37.5%
Cases 5-7 Months	0	0.0%
Cases 8 Months	0	0.0%
Cases 9 Months	0	0.0%
Cases 10 Months	0	0.0%
Cases 11 Months	0	0.0%
Cases 12 Months	0	0.0%
Cases 13 Months	1	12.5%
Cases 14 Months	0	0.0%
Cases 15 Months	2	25.0%
Cases 16 Months	0	0.0%
Cases 17 Months	0	0.0%
Cases 18 Months	0	0.0%
Cases Over 18 Months	2	25.0%
NA	0	0.0%
Total	8	100.0%

Figure 55: Disposition of Force Allegations (YTD 2018)

Force Allegation	Substantiated		Exonerated		Unsubstantiated		Unfounded		Officer Unidentified		Miscellaneous	
	Count	%	Count	%	Count	%	Count	%	Count	%	Count	%
Gun Pointed	1	4.3%	10	43.5%	7	30.4%	4	17.4%	1	4.3%	0	0%
Gun fired	0	0%	3	100%	0	0%	0	0%	0	0%	0	0%
Nightstick as club (incl asp & baton)	0	0%	6	66.7%	0	0%	2	22.2%	1	11.1%	0	0%
Gun as club	0	0%	0	0%	2	100%	0	0%	0	0%	0	0%
Radio as club	0	0%	0	0%	0	0%	1	100%	0	0%	0	0%
Flashlight as club	0	0.0%	0	0.0%	0	0.0%	0	0.0%	0	0.0%	0	0.0%
Police shield	0	0%	1	33.3%	2	66.7%	0	0%	0	0%	0	0%
Vehicle	0	0%	0	0%	2	66.7%	1	33.3%	0	0%	0	0%
Other blunt instrument as a club	0	0%	1	100%	0	0%	0	0%	0	0%	0	0%
Hit against inanimate object	0	0%	2	18.2%	5	45.5%	4	36.4%	0	0%	0	0%
Chokehold	2	9.5%	0	0%	13	61.9%	6	28.6%	0	0%	0	0%
Pepper spray	7	70%	3	30%	0	0%	0	0%	0	0%	0	0%
Physical force	8	3.4%	101	43.2%	69	29.5%	30	12.8%	26	11.1%	0	0%
Handcuffs too tight	0	0.0%	0	0.0%	0	0.0%	0	0.0%	0	0.0%	0	0.0%
Nonlethal restraining device	0	0%	6	85.7%	1	14.3%	0	0%	0	0%	0	0%
Animal	0	0.0%	0	0.0%	0	0.0%	0	0.0%	0	0.0%	0	0.0%
Other	1	4.3%	3	13%	12	52.2%	5	21.7%	2	8.7%	0	0%
Restricted Breathing	0	0%	0	0%	4	57.1%	0	0%	3	42.9%	0	0%
Total	19	5.3%	136	38%	117	32.7%	53	14.8%	33	9.2%	0	0%

Figure 56: Disposition of Abuse of Authority Allegations (YTD 2018)

Abuse of Authority Allegation	Substantiated		Exonerated		Unsubstantiated		Unfounded		Officer Unidentified		Miscellaneous	
	Count	%	Count	%	Count	%	Count	%	Count	%	Count	%
Gun Drawn	0	0%	7	100%	0	0%	0	0%	0	0%	0	0%
Entry of Premises	0	0.0%	0	0.0%	0	0.0%	0	0.0%	0	0.0%	0	0.0%
Strip-searched	5	100%	0	0%	0	0%	0	0%	0	0%	0	0%
Vehicle stop	0	0%	26	60.5%	12	27.9%	0	0%	5	11.6%	0	0%
Vehicle search	5	12.8%	15	38.5%	15	38.5%	0	0%	4	10.3%	0	0%
Premises entered and/or searched	14	10.6%	92	69.7%	20	15.2%	1	0.8%	5	3.8%	0	0%
Threat of summons	2	50%	1	25%	1	25%	0	0%	0	0%	0	0%
Threat of arrest	6	9.1%	21	31.8%	30	45.5%	4	6.1%	5	7.6%	0	0%
Threat to notify ACS	0	0%	1	50%	1	50%	0	0%	0	0%	0	0%
Threat of force (verbal or physical)	5	9.6%	12	23.1%	24	46.2%	6	11.5%	5	9.6%	0	0%
Threat to damage/seize property	2	9.5%	2	9.5%	11	52.4%	1	4.8%	5	23.8%	0	0%
Property damaged	1	6.7%	1	6.7%	9	60%	0	0%	4	26.7%	0	0%
Refusal to process civilian complaint	0	0%	0	0%	1	33.3%	1	33.3%	1	33.3%	0	0%
Refusal to provide name/shield number	9	11.8%	3	3.9%	56	73.7%	5	6.6%	3	3.9%	0	0%
Retaliatory arrest	4	80%	0	0%	1	20%	0	0%	0	0%	0	0%
Retaliatory summons	2	100%	0	0%	0	0%	0	0%	0	0%	0	0%
Refusal to obtain medical treatment	0	0%	0	0%	16	69.6%	6	26.1%	1	4.3%	0	0%
Improper dissemination of medical info	0	0%	0	0%	0	0%	0	0%	1	100%	0	0%
Other	5	22.7%	12	54.5%	5	22.7%	0	0%	0	0%	0	0%
Seizure of property	1	33.3%	1	33.3%	1	33.3%	0	0%	0	0%	0	0%
Refusal to show search warrant	0	0%	0	0%	8	80%	2	20%	0	0%	0	0%
Frisk	17	37%	3	6.5%	16	34.8%	3	6.5%	7	15.2%	0	0%
Search (of person)	2	4.2%	4	8.3%	31	64.6%	2	4.2%	9	18.8%	0	0%
Stop	12	16%	25	33.3%	26	34.7%	2	2.7%	10	13.3%	0	0%
Question	2	18.2%	2	18.2%	6	54.5%	0	0%	1	9.1%	0	0%
Refusal to show arrest warrant	0	0%	0	0%	0	0%	0	0%	1	100%	0	0%
Interference with recording	4	36.4%	2	18.2%	2	18.2%	1	9.1%	2	18.2%	0	0%
Search of recording device	0	0%	0	0%	3	75%	1	25%	0	0%	0	0%
Electronic device information deletion	0	0.0%	0	0.0%	0	0.0%	0	0.0%	0	0.0%	0	0.0%

Forcible Removal to Hospital	0	0%	20	100%	0	0%	0	0%	0	0%	0	0%
Threat re: removal to hospital	0	0.0%	0	0.0%	0	0.0%	0	0.0%	0	0.0%	0	0.0%
Threat re: immigration status	0	0.0%	0	0.0%	0	0.0%	0	0.0%	0	0.0%	0	0.0%
Disseminated immigration status	0	0.0%	0	0.0%	0	0.0%	0	0.0%	0	0.0%	0	0.0%
Questioned immigration status	0	0%	0	0%	2	100%	0	0%	0	0%	0	0%
Search of Premises	0	0.0%	0	0.0%	0	0.0%	0	0.0%	0	0.0%	0	0.0%
Sex Miscon (Sexual Harassment, Verbal)	0	0.0%	0	0.0%	0	0.0%	0	0.0%	0	0.0%	0	0.0%
Sex Miscon (Sexual Harassment, Gesture)	0	0.0%	0	0.0%	0	0.0%	0	0.0%	0	0.0%	0	0.0%
Sexual Misconduct (Sexual Humiliation)	0	0.0%	0	0.0%	0	0.0%	0	0.0%	0	0.0%	0	0.0%
Sex Miscon (Sexual/Romantic Proposition)	0	0.0%	0	0.0%	0	0.0%	0	0.0%	0	0.0%	0	0.0%
Sex Miscon (Sexually Motivated Arrest)	0	0.0%	0	0.0%	0	0.0%	0	0.0%	0	0.0%	0	0.0%
Sex Miscon (Sexually Motivated Stop)	0	0.0%	0	0.0%	0	0.0%	0	0.0%	0	0.0%	0	0.0%
Sex Miscon (Sexually Motivated Frisk)	0	0.0%	0	0.0%	0	0.0%	0	0.0%	0	0.0%	0	0.0%
Sex Miscon (Sexually Motivated Search)	0	0.0%	0	0.0%	0	0.0%	0	0.0%	0	0.0%	0	0.0%
Sex Miscon (Sexually Motiv Strip-Search)	0	0.0%	0	0.0%	0	0.0%	0	0.0%	0	0.0%	0	0.0%
Sex Miscon (Sexually Motiv Vehicle Stop)	0	0.0%	0	0.0%	0	0.0%	0	0.0%	0	0.0%	0	0.0%
Sex Miscon (Sexually Motiv Photo/Video)	0	0.0%	0	0.0%	0	0.0%	0	0.0%	0	0.0%	0	0.0%
Sex Miscon (Sexually Motivated Summons)	0	0.0%	0	0.0%	0	0.0%	0	0.0%	0	0.0%	0	0.0%
Photography/Videography	0	0.0%	0	0.0%	0	0.0%	0	0.0%	0	0.0%	0	0.0%
Total	98	13.1%	250	33.4%	297	39.7%	35	4.7%	69	9.2%	0	0%

Figure 57: Disposition of Discourtesy Allegations (YTD 2018)

Discourtesy Allegation	Substantiated		Exonerated		Unsubstantiated		Unfounded		Officer Unidentified		Miscellaneous	
	Count	%	Count	%	Count	%	Count	%	Count	%	Count	%
Word	13	9%	5	3.5%	91	63.2%	12	8.3%	23	16%	0	0%
Gesture	0	0%	0	0%	3	75%	1	25%	0	0%	0	0%
Demeanor/tone	0	0.0%	0	0.0%	0	0.0%	0	0.0%	0	0.0%	0	0.0%
Action	1	5.9%	0	0%	10	58.8%	1	5.9%	5	29.4%	0	0%
Other	0	0.0%	0	0.0%	0	0.0%	0	0.0%	0	0.0%	0	0.0%
Total	14	8.5%	5	3%	104	63%	14	8.5%	28	17%	0	0%

Figure 58: Disposition of Offensive Language Allegations (YTD 2018)

Offensive Language Allegation	Substantiated		Exonerated		Unsubstantiated		Unfounded		Officer Unidentified		Miscellaneous	
	Count	%	Count	%	Count	%	Count	%	Count	%	Count	%
Race	0	0%	0	0%	7	70%	1	10%	2	20%	0	0%
Ethnicity	0	0%	0	0%	1	50%	1	50%	0	0%	0	0%
Religion	0	0.0%	0	0.0%	0	0.0%	0	0.0%	0	0.0%	0	0.0%
Gender	1	9.1%	0	0%	9	81.8%	1	9.1%	0	0%	0	0%
Sexual orientation	0	0%	0	0%	2	100%	0	0%	0	0%	0	0%
Physical disability	0	0%	0	0%	0	0%	0	0%	1	100%	0	0%
Other	0	0%	0	0%	3	100%	0	0%	0	0%	0	0%
Gender Identity	0	0.0%	0	0.0%	0	0.0%	0	0.0%	0	0.0%	0	0.0%
Total	1	3.4%	0	0%	22	75.9%	3	10.3%	3	10.3%	0	0%

Figure 59: Administrative Prosecutions Unit Open Docket (February 2018)

Case Stage	Cases	Percent
Calendared for court appearance	0	0%
Charges served, Conference Date Requested	0	0%
Trial commenced	0	0%
Awaiting filing of charges	16	25%
Charges filed, awaiting service	28	43%
Charges served, CORD/SoEH/DCS pending	12	18%
Case Off Calendar - Subsequent Appearance Pending	2	3%
Trial scheduled	3	5%
Plea agreed - paperwork pending	4	6%
Total	65	100%

CORD is the CO's Report on MOS facing discipline.
 SoEH is the Summary of Employment History.
 DCS is the Disciplinary Cover Sheet.

Figure 60: Administrative Prosecutions Unit Cases Awaiting Final Disposition (February 2018)

Case Stage	Cases	Percent
Disposition modified, awaiting final disp.	1	4%
Plea filed - awaiting approval by PC	13	57%
Verdict rendered - awaiting approval by PC	7	30%
Verdict rendered - Fogel response due	0	0%
Trial completed, awaiting verdict	2	9%
Total	23	100%

A Fogel response is a letter to the Trial Commissioner with comments from the CCRB on the Trial Commissioner's report and recommendation.

Figure 61: Officers With CCRB Complaints Closed in 2018 by Command

Patrol Services Bureau	Substantiated MOS Feb 2018	Substantiated MOS YTD 2018	Total MOS Feb 2018	Total MOS YTD 2018
Patrol Borough Manhattan South Total	0	1	17	38
Patrol Borough Manhattan North Total	7	17	34	79
Patrol Borough Bronx Total	5	11	53	135
Patrol Borough Brooklyn South Total	0	8	28	87
Patrol Borough Brooklyn North Total	6	7	32	102
Patrol Borough Queens South Total	1	4	42	82
Patrol Borough Queens North Total	3	3	7	23
Patrol Borough Staten Island Total	1	4	16	38
Special Operations Division Total	0	0	5	10
Other Patrol Services Bureau Commands Total	0	0	0	0
Total	23	55	234	594
Other Bureaus				
Traffic Control Division Total	0	0	3	12
Transit Bureau Total	1	1	11	25
Housing Bureau Total	9	12	37	98
Organized Crime Control Bureau Total	1	2	4	37
Detective Bureau Total	0	0	9	26
Other Bureaus Total	0	0	11	19
Total	11	15	75	217
Other Commands				
Deputy Commissioners and Miscellaneous Commands Total	1	1	4	5
Undetermined	0	0	3	10
Total	35	71	316	826

Table shows MOS command as recorded at the time of complaint.

Figure 62A: Officers With CCRB Complaints Closed in 2018 by Command - Patrol Borough Manhattan South

Manhattan South	Substantiated MOS Feb 2018	Substantiated MOS YTD 2018	Total MOS Feb 2018	Total MOS YTD 2018
001 Precinct	0	1	4	7
005 Precinct	0	0	4	7
006 Precinct	0	0	0	1
007 Precinct	0	0	3	4
009 Precinct	0	0	0	2
010 Precinct	0	0	0	3
013 Precinct	0	0	3	3
Midtown South Precinct	0	0	0	3
017 Precinct	0	0	1	2
Midtown North Precinct	0	0	2	4
Precincts Total	0	1	17	36
Patrol Borough Manhattan South Task Force	0	0	0	0
Patrol Borough Manhattan South HQ	0	0	0	2
Patrol Borough Manhattan South Anti-Crime Unit	0	0	0	0
Patrol Borough Manhattan South Total	0	1	17	38

Table shows MOS command as recorded at the time of complaint.

Figure 62B: Officers With CCRB Complaints Closed in 2018 by Command - Patrol Borough Manhattan North

Manhattan North	Substantiated MOS Feb 2018	Substantiated MOS YTD 2018	Total MOS Feb 2018	Total MOS YTD 2018
019 Precinct	0	1	1	4
020 Precinct	0	0	3	12
023 Precinct	0	1	3	4
024 Precinct	0	0	0	0
025 Precinct	0	0	0	0
026 Precinct	0	0	0	0
Central Park Precinct	0	1	0	1
028 Precinct	0	3	2	9
030 Precinct	0	0	6	9
032 Precinct	0	2	1	5
033 Precinct	0	0	2	12
034 Precinct	7	8	13	18
Precincts Total	7	16	31	74
Patrol Borough Manhattan North Task Force	0	0	0	0
Patrol Borough Manhattan North HQ	0	1	0	2
Patrol Borough Manhattan North Anti-Crime Unit	0	0	3	3
Manhattan North Impact Response Team	0	0	0	0
Patrol Borough Manhattan North Total	7	17	34	79

Table shows MOS command as recorded at the time of complaint.

Figure 62C: Officers With CCRB Complaints Closed in 2018 by Command - Patrol Borough Bronx

Bronx	Substantiated MOS Feb 2018	Substantiated MOS YTD 2018	Total MOS Feb 2018	Total MOS YTD 2018
040 Precinct	0	3	2	12
041 Precinct	1	1	2	10
042 Precinct	0	0	2	11
043 Precinct	0	1	0	8
044 Precinct	1	1	9	21
045 Precinct	2	2	3	6
046 Precinct	0	1	3	10
047 Precinct	0	0	6	7
048 Precinct	0	0	5	9
049 Precinct	0	1	2	5
050 Precinct	1	1	4	8
052 Precinct	0	0	15	28
Precincts Total	5	11	53	135
Patrol Borough Bronx Task Force	0	0	0	0
Patrol Borough Bronx HQ	0	0	0	0
Patrol Borough Bronx Anti-Crime Unit	0	0	0	0
Bronx Impact Response Team	0	0	0	0
Patrol Borough Bronx Total	5	11	53	135

Table shows MOS command as recorded at the time of complaint.

Figure 62D: Officers With CCRB Complaints Closed in 2018 by Command - Patrol Borough Brooklyn South

Brooklyn South	Substantiated MOS Feb 2018	Substantiated MOS YTD 2018	Total MOS Feb 2018	Total MOS YTD 2018
060 Precinct	0	0	2	7
061 Precinct	0	0	1	2
062 Precinct	0	0	3	5
063 Precinct	0	2	0	5
066 Precinct	0	0	1	2
067 Precinct	0	1	3	17
068 Precinct	0	2	0	3
069 Precinct	0	2	3	12
070 Precinct	0	0	2	6
071 Precinct	0	0	4	6
072 Precinct	0	0	7	10
076 Precinct	0	0	1	7
078 Precinct	0	0	1	2
Precincts Total	0	7	28	84
Patrol Borough Brooklyn South Task Force	0	1	0	3
Patrol Borough Brooklyn South HQ	0	0	0	0
Patrol Borough Brooklyn South Anti-Crime Unit	0	0	0	0
Brooklyn South Impact Response Team	0	0	0	0
Patrol Borough Brooklyn South Total	0	8	28	87

Table shows MOS command as recorded at the time of complaint.

Figure 62E: Officers With CCRB Complaints Closed in 2018 by Command - Patrol Borough Brooklyn North

Brooklyn North	Substantiated MOS Feb 2018	Substantiated MOS YTD 2018	Total MOS Feb 2018	Total MOS YTD 2018
073 Precinct	0	1	3	9
075 Precinct	0	0	1	30
077 Precinct	0	0	0	7
079 Precinct	1	1	6	17
081 Precinct	2	2	15	17
083 Precinct	3	3	4	11
084 Precinct	0	0	1	8
088 Precinct	0	0	0	0
090 Precinct	0	0	1	1
094 Precinct	0	0	0	1
Precincts Total	6	7	31	101
Patrol Borough Brooklyn North Task Force	0	0	0	0
Patrol Borough Brooklyn North HQ	0	0	1	1
Patrol Borough Brooklyn North Anti-Crime Unit	0	0	0	0
Brooklyn North Impact Response Team	0	0	0	0
Patrol Borough Brooklyn North Total	6	7	32	102

Table shows MOS command as recorded at the time of complaint.

Figure 62F: Officers With CCRB Complaints Closed in 2018 by Command - Patrol Borough Queens South

Queens South	Substantiated MOS Feb 2018	Substantiated MOS YTD 2018	Total MOS Feb 2018	Total MOS YTD 2018
100 Precinct	0	0	0	4
101 Precinct	0	0	7	19
102 Precinct	0	0	1	2
103 Precinct	0	0	14	14
105 Precinct	1	1	4	6
106 Precinct	0	2	8	11
107 Precinct	0	0	3	5
113 Precinct	0	1	5	17
Precincts Total	1	4	42	78
Patrol Borough Queens South Task Force	0	0	0	1
Patrol Borough Queens South HQ	0	0	0	0
Patrol Borough Queens South Anti-Crime Unit	0	0	0	3
Queens South Impact Response Team	0	0	0	0
Patrol Borough Queens South Total	1	4	42	82

Table shows MOS command as recorded at the time of complaint.

Figure 62G: Officers With CCRB Complaints Closed in 2018 by Command - Patrol Borough Queens North

Queens North	Substantiated MOS Feb 2018	Substantiated MOS YTD 2018	Total MOS Feb 2018	Total MOS YTD 2018
104 Precinct	0	0	0	1
108 Precinct	0	0	0	3
109 Precinct	0	0	1	3
110 Precinct	0	0	2	5
111 Precinct	0	0	0	1
112 Precinct	0	0	0	0
114 Precinct	3	3	4	6
115 Precinct	0	0	0	4
Precincts Total	3	3	7	23
Patrol Borough Queens North Task Force	0	0	0	0
Patrol Borough Queens North HQ	0	0	0	0
Patrol Borough Queens North Anti-Crime Unit	0	0	0	0
Patrol Borough Queens North Total	3	3	7	23

Table shows MOS command as recorded at the time of complaint.

Figure 62H: Officers With CCRB Complaints Closed in 2018 by Command - Patrol Borough Staten Island

Staten Island	Substantiated MOS Feb 2018	Substantiated MOS YTD 2018	Total MOS Feb 2018	Total MOS YTD 2018
120 Precinct	1	4	6	20
122 Precinct	0	0	7	8
123 Precinct	0	0	1	2
121 Precinct	0	0	2	4
Precincts Total	1	4	16	34
Patrol Borough Staten Island Task Force	0	0	0	1
Patrol Borough Staten Island HQ	0	0	0	0
Patrol Borough Staten Island Anti-Crime Unit	0	0	0	3
Staten Island Housing Unit	0	0	0	0
Staten Island Court Section	0	0	0	0
Staten Island Impact Response Team	0	0	0	0
Patrol Borough Staten Island Total	1	4	16	38

Table shows MOS command as recorded at the time of complaint.

Figure 62I: Officers With CCRB Complaints Closed in 2018 by Command - Special Operations Division

Special Operations	Substantiated MOS Feb 2018	Substantiated MOS YTD 2018	Total MOS Feb 2018	Total MOS YTD 2018
Emergency Services Unit and Squads 1-10	0	0	5	6
Harbor Unit	0	0	0	4
Aviation Unit	0	0	0	0
Canine Team	0	0	0	0
Mounted Unit	0	0	0	0
2 SOD Strategic Response Group	0	0	0	0
Special Operations Division Headquarters	0	0	0	0
Special Operations Division Total	0	0	5	10

Table shows MOS command as recorded at the time of complaint.

Figure 62J: Officers With CCRB Complaints Closed in 2018 by Command - Other Patrol Services Bureau Commands

Other Patrol Services Bureau Commands	Substantiated MOS Feb 2018	Substantiated MOS YTD 2018	Total MOS Feb 2018	Total MOS YTD 2018
Chiefs Office	0	0	0	0
Special Operations Division Taxi Unit	0	0	0	0
Other Patrol Services Bureau Commands Total	0	0	0	0

Table shows MOS command as recorded at the time of complaint.

Figure 62K: Officers With CCRB Complaints Closed in 2018 by Command - Traffic Control Division

Traffic Control Division	Substantiated MOS Feb 2018	Substantiated MOS YTD 2018	Total MOS Feb 2018	Total MOS YTD 2018
Traffic Control Division - Headquarters Command	0	0	0	0
Manhattan Traffic Task Force	0	0	0	0
Brooklyn Traffic Task Force	0	0	0	0
Bronx Traffic Task Force	0	0	0	0
Queens Traffic Task Force	0	0	0	0
Surface Transportation Enforcement Division (STED)	0	0	0	0
Bus Unit	0	0	0	0
Traffic Control Parking Enforcement District	0	0	0	0
Traffic Control Tow Units	0	0	0	0
Traffic Control Summons Enforcement	0	0	0	0
Traffic Command Intersection Control	0	0	0	0
Traffic Control Intelligence Unit	0	0	0	0
Highway District	0	0	0	1
Highway Unit #1	0	0	1	5
Highway Unit #2	0	0	2	2
Highway Unit #3	0	0	0	3
Highway Unit #4	0	0	0	0
Highway Unit #5	0	0	0	1
Highway Safety Enforcement Unit	0	0	0	0
Movie and TV Unit	0	0	0	0
Traffic Control Division Total	0	0	3	12

Table shows MOS command as recorded at the time of complaint.

Figure 62L: Officers With CCRB Complaints Closed in 2018 by Command - Transit Bureau

Transit Bureau	Substantiated MOS Feb 2018	Substantiated MOS YTD 2018	Total MOS Feb 2018	Total MOS YTD 2018
Transit Bureau Headquarters	0	0	0	0
Transit Bureau Authority Liaison	0	0	0	0
Transit Bureau Inspections	0	0	0	0
Transit Bureau Spec. Invest. Unit	0	0	0	0
Transit Bureau Crime Analysis	0	0	0	0
Transit Bureau Patrol Operations	0	0	0	0
Transit Bureau Manhattan	0	0	0	0
Transit Bureau Bronx	0	0	0	0
Transit Bureau Queens	0	0	0	0
Transit Bureau Brooklyn	0	0	0	0
TB DT01	0	0	0	0
TB DT02	0	0	0	2
TB DT03	0	0	0	4
TB DT04	0	0	2	3
TB DT11	0	0	0	0
TB DT12	0	0	0	0
TB DT20	0	0	0	0
TB DT23	0	0	0	0
TB DT30	0	0	0	2
TB DT32	0	0	1	2
TB DT33	0	0	1	1
TB DT34	0	0	0	1
Transit Bureau Manhattan Task Force	0	0	5	5
Transit Bureau Bronx Task Force	0	0	0	0
Transit Bureau Queens Task Force	0	0	0	0
Transit Bureau Brooklyn Task Force	1	1	1	2
Transit Bureau Homeless Outreach Unit	0	0	0	0
Transit Division Canine Unit	0	0	0	1
Transit Bureau Vandal Unit	0	0	0	0
Transit Bureau Special Operations Unit	0	0	1	1
TB Anti-Terrorism	0	0	0	1
Transportation Bureau and Transit Other Commands	0	0	0	0
Transit Bureau Total	1	1	11	25

Table shows MOS command as recorded at the time of complaint.

Figure 62M: Officers With CCRB Complaints Closed in 2018 by Command - Housing Bureau

Housing Bureau	Substantiated MOS Feb 2018	Substantiated MOS YTD 2018	Total MOS Feb 2018	Total MOS YTD 2018
Housing Bureau (Office of the Chief Command Center)	0	0	0	0
Housing Bureau Special Operations Section	0	0	0	0
PSA 1	0	0	6	10
PSA 2	0	0	3	16
PSA 3	0	0	1	3
PSA 4	0	0	3	13
PSA 5	1	1	2	4
PSA 6	0	1	0	9
PSA 7	5	5	11	20
PSA 8	2	4	4	8
PSA 9	0	0	2	10
Housing Bureau Brooklyn/Staten Island	0	0	0	0
Housing Bureau Manhattan	0	0	0	0
Housing Bureau Bronx/Queens	0	0	0	0
Housing Bureau Investigations	0	0	0	0
Housing Bureau Elevator Vandalism Unit	0	0	0	0
Housing Bureau Operations and Misc. Commands	0	0	0	0
Housing Bureau Total	9	12	37	98
Housing Borough Brooklyn Impact Response Team	1	1	5	5
Housing Borough Manhattan Impact Response Team	0	0	0	0
Housing Borough Bronx/Queens Impact Response Team	0	0	0	0
Housing Bureau Total	9	12	37	98

Table shows MOS command as recorded at the time of complaint.

Figure 62N: Officers With CCRB Complaints Closed in 2018 by Command - Organized Crime Control Bureau

Organized Crime Control Bureau	Substantiated MOS Feb 2018	Substantiated MOS YTD 2018	Total MOS Feb 2018	Total MOS YTD 2018
Queens Narcotics	0	0	1	4
Manhattan North Narcotics	0	0	0	1
Manhattan South Narcotics	0	0	0	3
Bronx Narcotics	1	1	1	6
Staten Island Narcotics	0	0	0	5
Brooklyn North Narcotics	0	0	0	8
Brooklyn South Narcotics	0	1	2	8
Narcotics Headquarters	0	0	0	0
Auto Crime Division	0	0	0	2
Vice Enforcement Division	0	0	0	0
Drug Enforcement Task Force	0	0	0	0
Organized Crime Headquarters	0	0	0	0
Organized Crime Control Bureau Total	1	2	4	37

Table shows MOS command as recorded at the time of complaint.

Figure 620: Officers With CCRB Complaints Closed in 2018 by Command - Detective Bureau

Detective Bureau	Substantiated MOS Feb 2018	Substantiated MOS YTD 2018	Total MOS Feb 2018	Total MOS YTD 2018
Detective Bureau Headquarters	0	0	0	0
Central Investigation and Resource Division	0	0	0	0
Special Investigations Division	0	0	0	0
Special Victims Division	0	0	2	2
Forensic Investigations Division	0	0	0	0
Fugitive Enforcement Division	0	0	0	0
Gang Division	0	0	0	4
Detective Borough Bronx	0	0	2	5
Detective Borough Manhattan	0	0	1	3
Detective Borough Brooklyn	0	0	2	7
Detective Borough Queens	0	0	2	5
Detective Borough Staten Island	0	0	0	0
DB Queens North Operations	0	0	0	0
DB Queens South Operations	0	0	0	0
Detective Bureau Total	0	0	9	26

Table shows MOS command as recorded at the time of complaint.

Figure 62P: Officers With CCRB Complaints Closed in 2018 by Command - Other Bureaus

Other Bureaus	Substantiated MOS Feb 2018	Substantiated MOS YTD 2018	Total MOS Feb 2018	Total MOS YTD 2018
Internal Affairs Bureau				
Internal Affairs Bureau	0	0	0	0
Criminal Justice Bureau				
Court Division	0	0	10	17
Court Bureau	0	0	0	0
Court LMSI	0	0	0	0
Court Unit	0	0	0	0
Criminal Justice Headquarters	0	0	1	1
Support Services Bureau				
Property Clerk Division	0	0	0	0
Fleet Services	0	0	0	0
Central Records Division	0	0	0	0
Personnel Bureau				
Applicant Processing Division	0	0	0	0
Health Services	0	0	0	0
Personnel Bureau Headquarters	0	0	0	1
Other Bureaus Total	0	0	11	19

Table shows MOS command as recorded at the time of complaint.

Figure 62Q: Officers With CCRB Complaints Closed in 2018 by Command - Deputy Commissioners and Miscellaneous Commands

Deputy Commissioners and Miscellaneous Commands	Substantiated MOS Feb 2018	Substantiated MOS YTD 2018	Total MOS Feb 2018	Total MOS YTD 2018
Deputy Commissioner Legal Matters - License Division	0	0	0	0
Deputy Commissioner Legal Matters - Legal Bureau	0	0	0	0
DC Training	0	0	0	0
Deputy Commissioner Training - Police Academy	0	0	0	0
Deputy Commissioner Training - Police Academy Training	0	0	0	0
Deputy Commissioner Training - In-service Training Section	0	0	0	0
Deputy Commissioner Management and Budget	0	0	0	0
Police Commissioner Office	0	0	0	0
Community Affairs Division	0	0	0	0
Chief of Community Affairs	0	0	0	0
Community Affairs Juvenile Section	0	0	0	0
School Safety Bronx/Manhattan	0	0	0	0
School Safety Queens/Brooklyn	0	0	0	0
Office of Equal Employment	0	0	0	0
Deputy Commissioner Operations	0	0	0	0
DC Operations Financial Mgmt.	0	0	0	0
Intelligence Division	1	1	4	5
Chief of Department	0	0	0	0
Department Advocate	0	0	0	0
Deputy Commissioner Public Information	0	0	0	0
Crime Prevention	0	0	0	0
First Deputy Commissioner	0	0	0	0
Office of Management, Analysis and Planning	0	0	0	0
Quality Assurance Division	0	0	0	0
Deputy Commissioner Counterterrorism	0	0	0	0
Chief of Department Evaluation Section	0	0	0	0
Deputy Commissioners and Miscellaneous Commands Total	1	1	4	5

Table shows MOS command as recorded at the time of complaint.