

**DAILY REPORT**

9/8/2020

(Data from Monday, September 07, 2020)

SINGLE ADULTS	
Drop-in Center Clients Served	63
Drop-in Center Overnight Census	31
Faith Bed Census	0
Outreach Contacts	120
Outreach Placements	4
Safe Haven Utilization	1070
Veterans In Short-term Housing	234
Criminal Justice Short-term Housing	103

1 of 6 sites reporting due to system outage  
 1 of 6 sites reporting due to system outage  
 1 of 6 sites reporting due to system outage

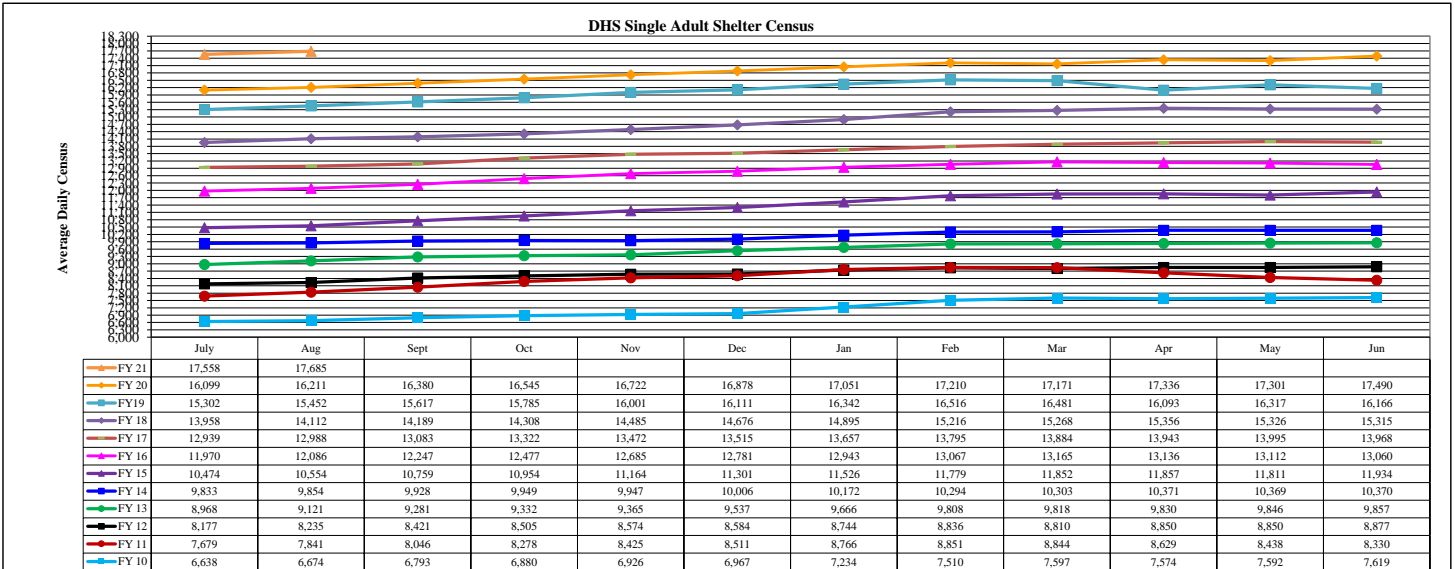
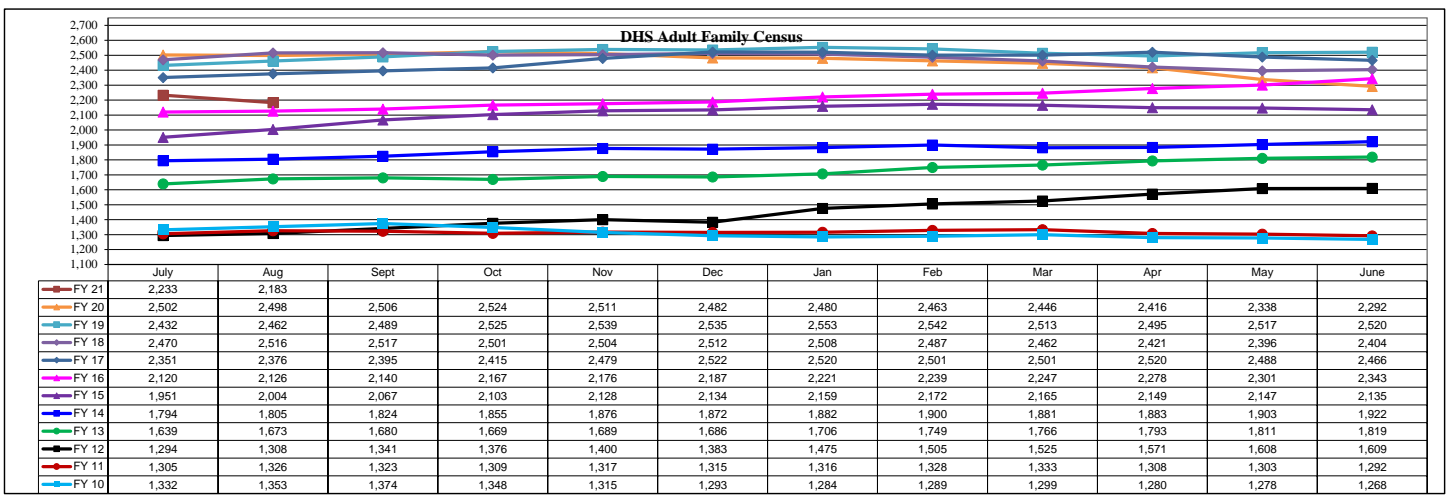
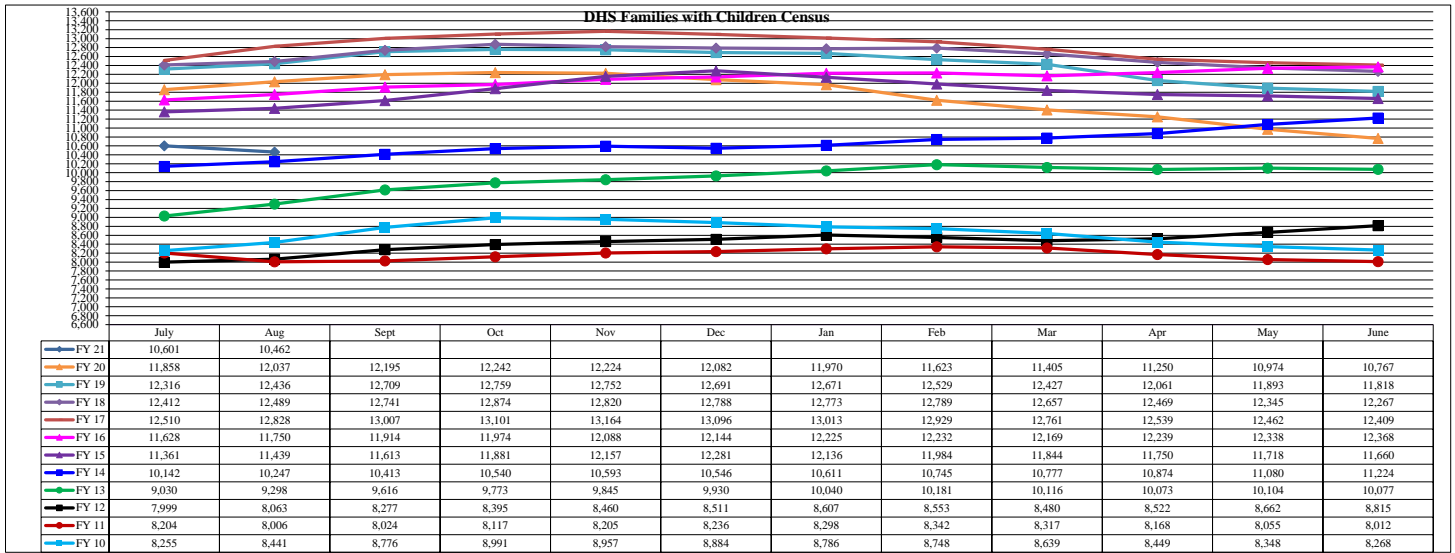
FAMILY INTAKE	
Families Requesting Temporary Housing at PATH	97
Adult Families Requesting Temporary Housing at AFIC	10
Families Placed in Overnight Accommodations	0
Families w/children at PATH Overnight (pre 10PM)	0

TOTAL SHELTER CENSUS	
Adults	36,038
Children	18,425
<b>Total Individuals</b>	<b>54,463</b>

SINGLE ADULTS	
Men	13,235
Women	4,532
<b>Total Single Adults</b>	<b>17,767</b>

FAMILIES WITH CHILDREN CENSUS	
Families	10,411
Adults	13,769
Children	18,425
<b>Individuals</b>	<b>32,194</b>

ADULT FAMILIES CENSUS	
Families	2,131
<b>Individuals (Adults)</b>	<b>4,502</b>



\*Due to data conversion the average monthly census for December 2011 and January 2012 for Families with Children and Adult Families is based upon data for a partial month.