

DAILY REPORT

5/10/2022

(Data from Monday, May 09, 2022)

| SINGLE ADULTS | |
|-------------------------------------|------|
| Drop-in Center Clients Served | 366 |
| Drop-in Center Overnight Census | 107 |
| Faith Bed Census | 24 |
| Outreach Contacts | 264 |
| Outreach Placements | 17 |
| Safe Haven Utilization | 1493 |
| Veterans In Short-term Housing | 183 |
| Criminal Justice Short-term Housing | 89 |

4 of 5 sites reporting
 4 of 5 sites reporting
 4 of 5 sites reporting

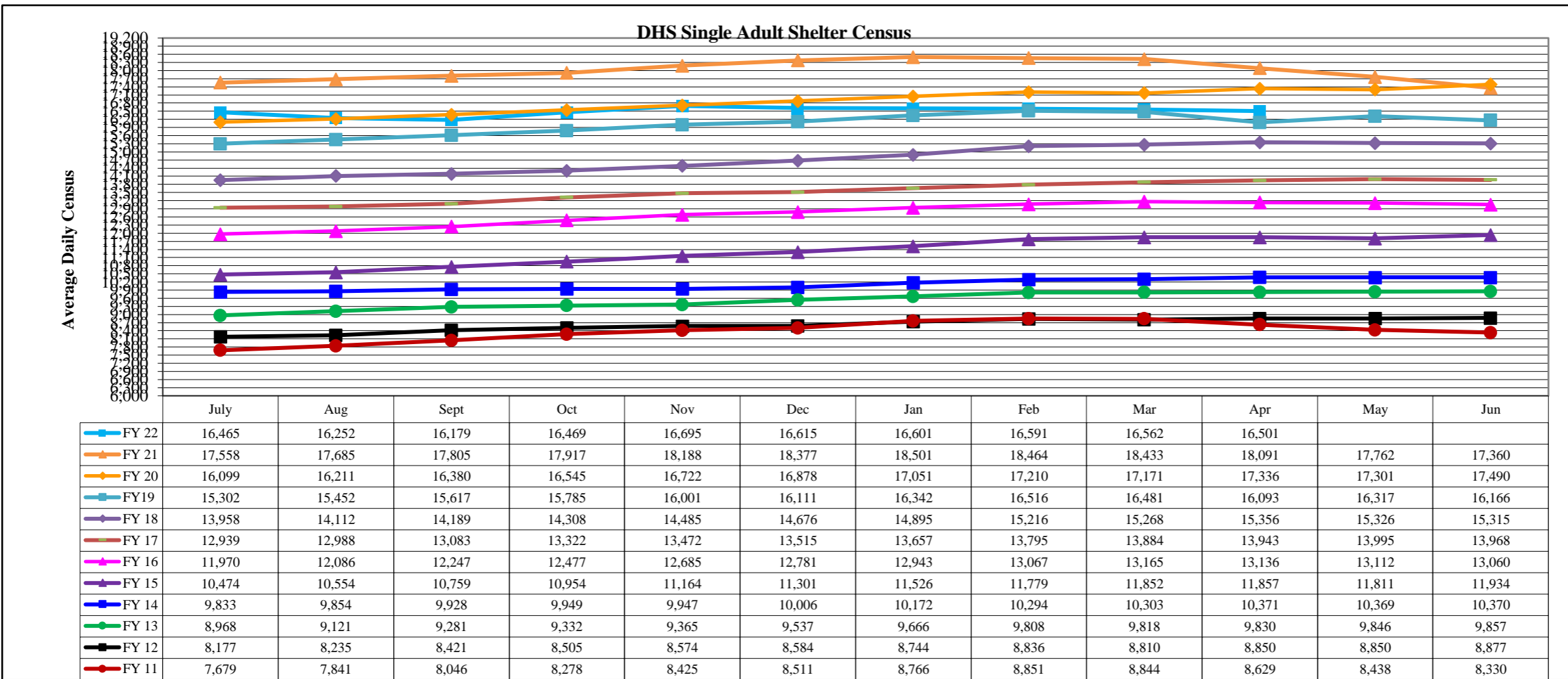
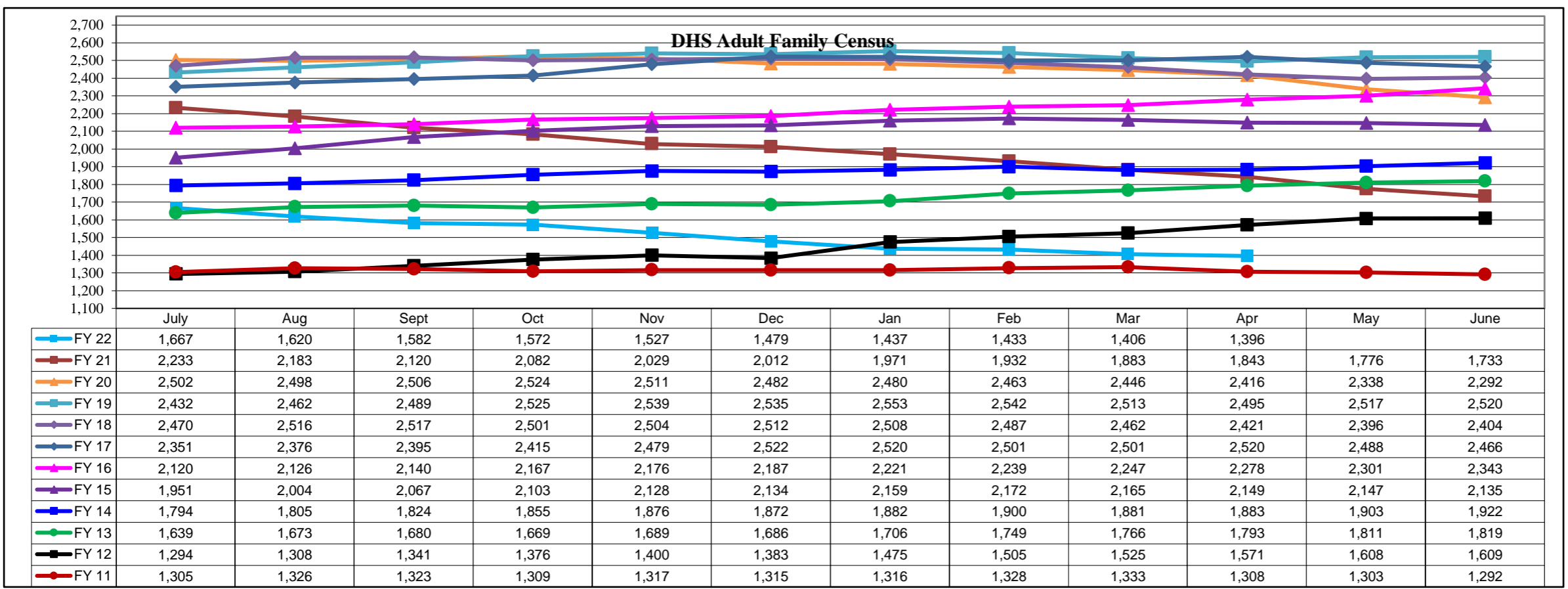
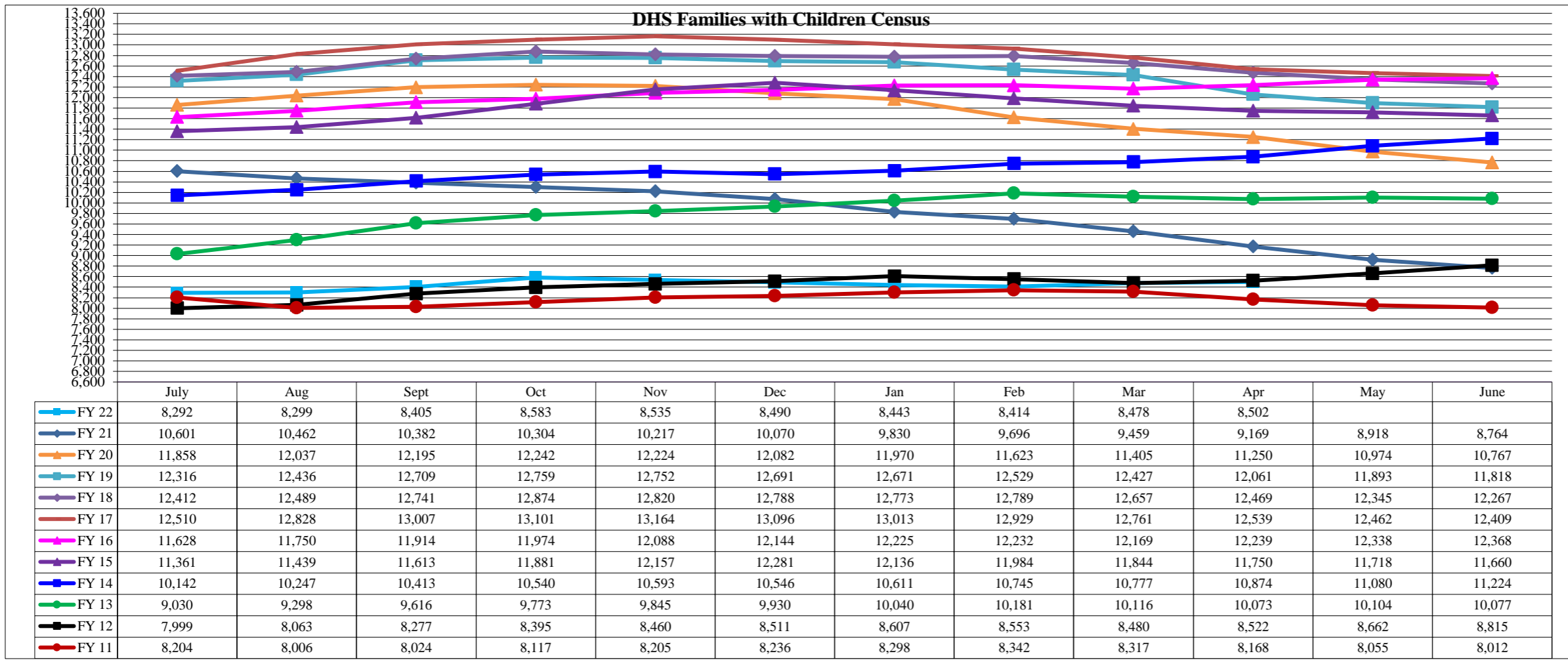
| FAMILY INTAKE | |
|---|-----|
| Families Requesting Temporary Housing at PATH | 147 |
| Adult Families Requesting Temporary Housing at AFIC | 15 |
| Families Placed in Overnight Accommodations | 0 |
| Families w/children at PATH Overnight (pre 10PM) | 0 |

| TOTAL SHELTER CENSUS | |
|--------------------------|---------------|
| Adults | 30,830 |
| Children | 14,836 |
| Total Individuals | 45,666 |

| SINGLE ADULTS | |
|----------------------------|---------------|
| Men | 12,453 |
| Women | 3,994 |
| Total Single Adults | 16,447 |

| FAMILIES WITH CHILDREN | |
|------------------------|---------------|
| Families | 8,601 |
| Adults | 11,461 |
| Children | 14,836 |
| Individuals | 26,297 |

| ADULT FAMILIES CENSUS | |
|-----------------------------|--------------|
| Families | 1,394 |
| Individuals (Adults) | 2,922 |



*Due to data conversion the average monthly census for December 2011 and January 2012 for Families with Children and Adult Families is based upon data for a partial month.