

**DAILY REPORT**

11/30/2022

(Data from Tuesday, November 29, 2022)

SINGLE ADULTS	
Drop-in Center Clients Served	570
Drop-in Center Overnight Census	182
Faith Bed Census	24
Outreach Contacts	309
Outreach Placements	33
Safe Haven Utilization	1494
Veterans In Short-term Housing	216
Criminal Justice Short-term Housing (Note: This count is also included in the <b>TOTAL SHELTER CENSUS</b> )	156

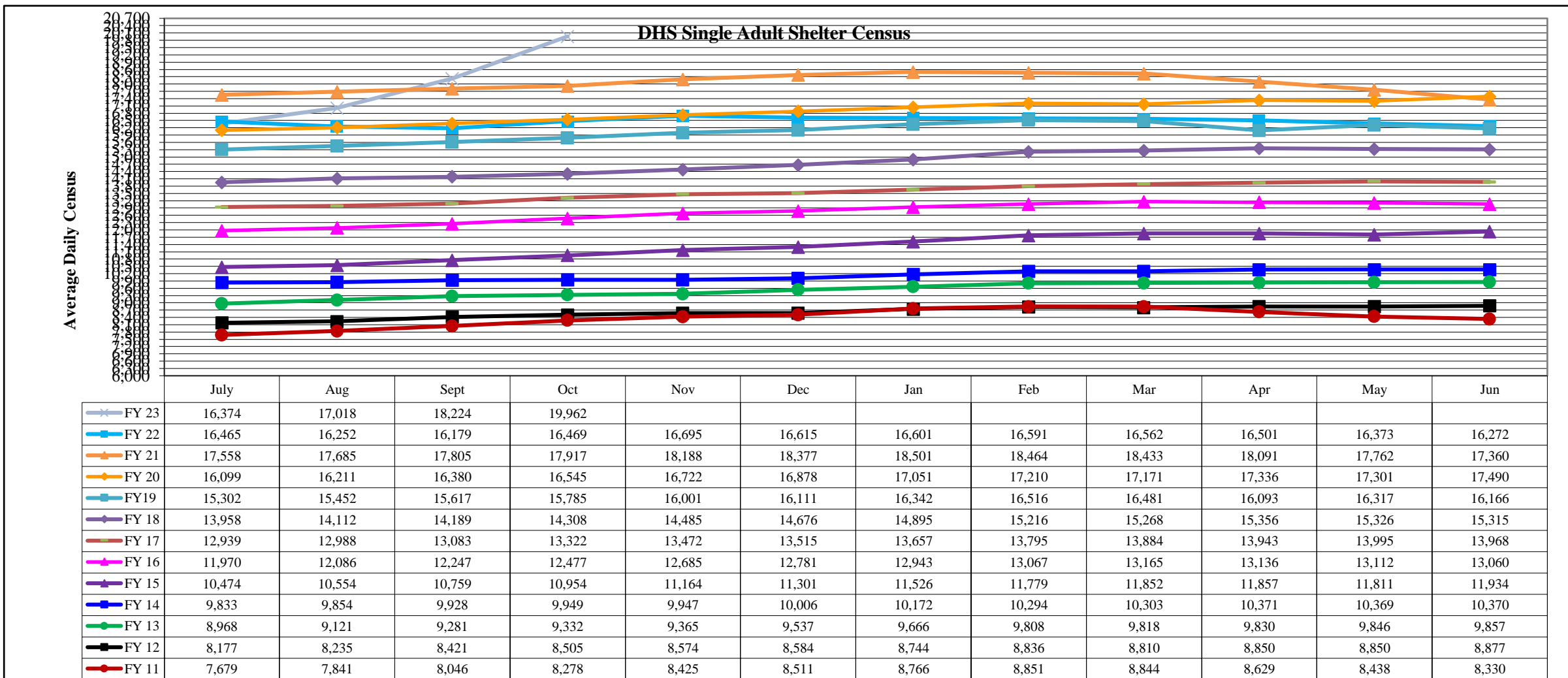
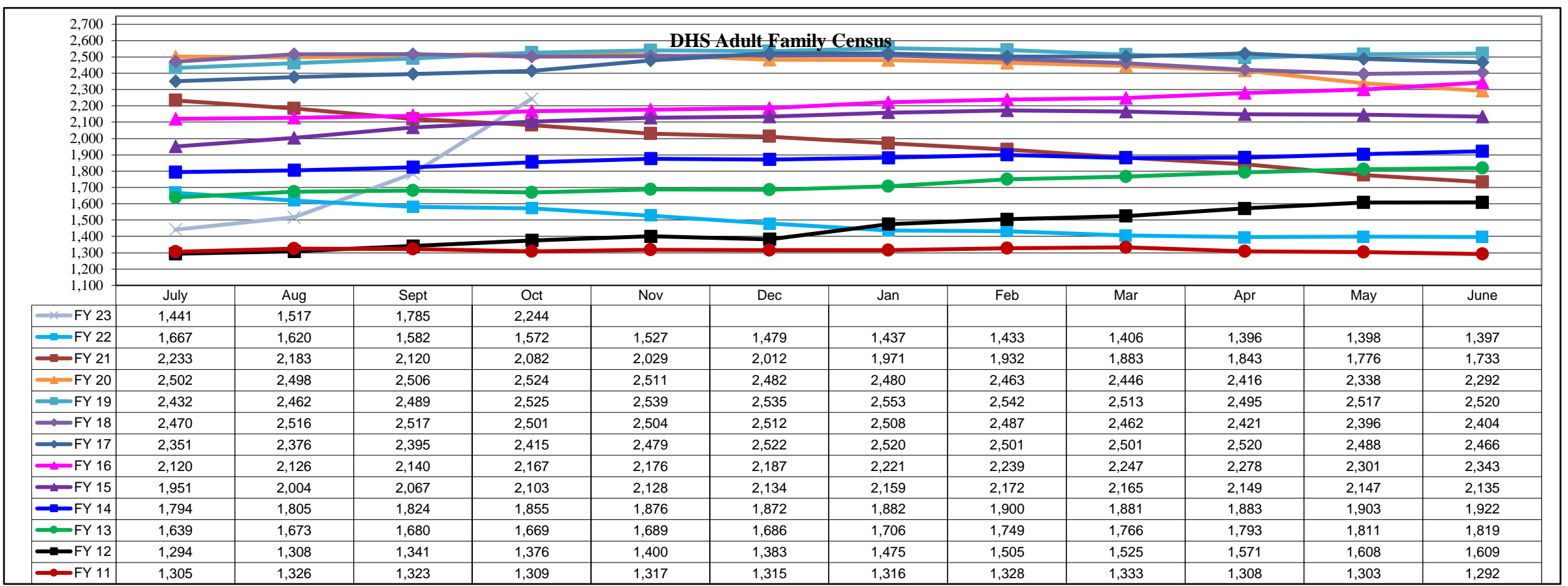
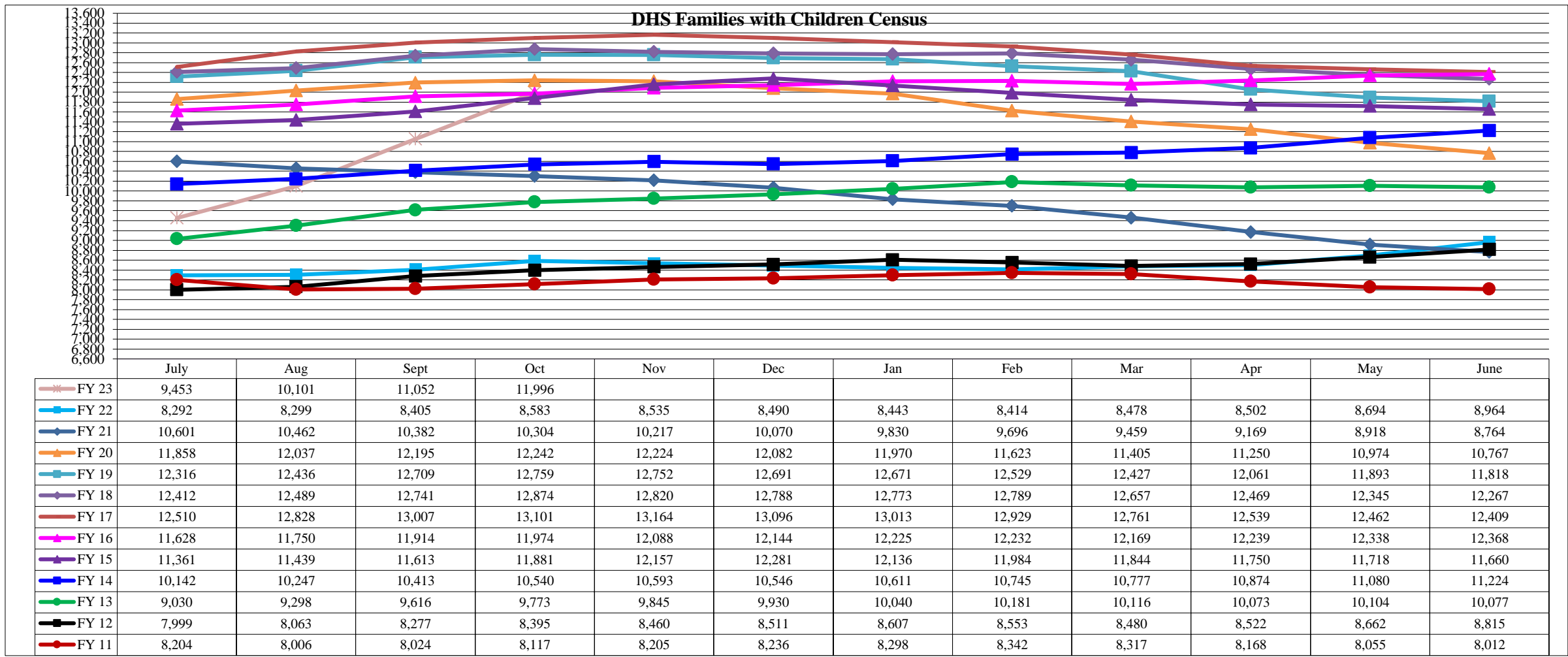
FAMILY INTAKE	
Families with Children Requesting Temporary Housing	150
Adult Families Requesting Temporary Housing	26
Families Placed in Overnight Accommodations	0
Families w/children at PATH Overnight (pre 10PM)	0

TOTAL SHELTER CENSUS	
Adults	43,174
Children	20,891
<b>Total Individuals</b>	<b>64,065</b>

SINGLE ADULTS	
Men	15,646
Women	4,419
<b>Total Single Adults</b>	<b>20,065</b>

FAMILIES WITH CHILDREN	
<b>Families</b>	12,220
Adults	18,177
Children	20,891
<b>Individuals</b>	<b>39,068</b>

ADULT FAMILIES CENSUS	
<b>Families</b>	2,324
<b>Individuals (Adults)</b>	<b>4,932</b>



\*Due to data conversion the average monthly census for December 2011 and January 2012 for Families with Children and Adult Families is based upon data for a partial month.