

**DAILY REPORT**

10/19/2020

(Data from Sunday, October 18, 2020)

SINGLE ADULTS	
Drop-in Center Clients Served	383
Drop-in Center Overnight Census	140
Faith Bed Census	36
Outreach Contacts	213
Outreach Placements	20
Safe Haven Utilization	1098
Veterans In Short-term Housing	233
Criminal Justice Short-term Housing	108

Incomplete (5/6)  
 Incomplete (5/6)  
 Incomplete (5/6)

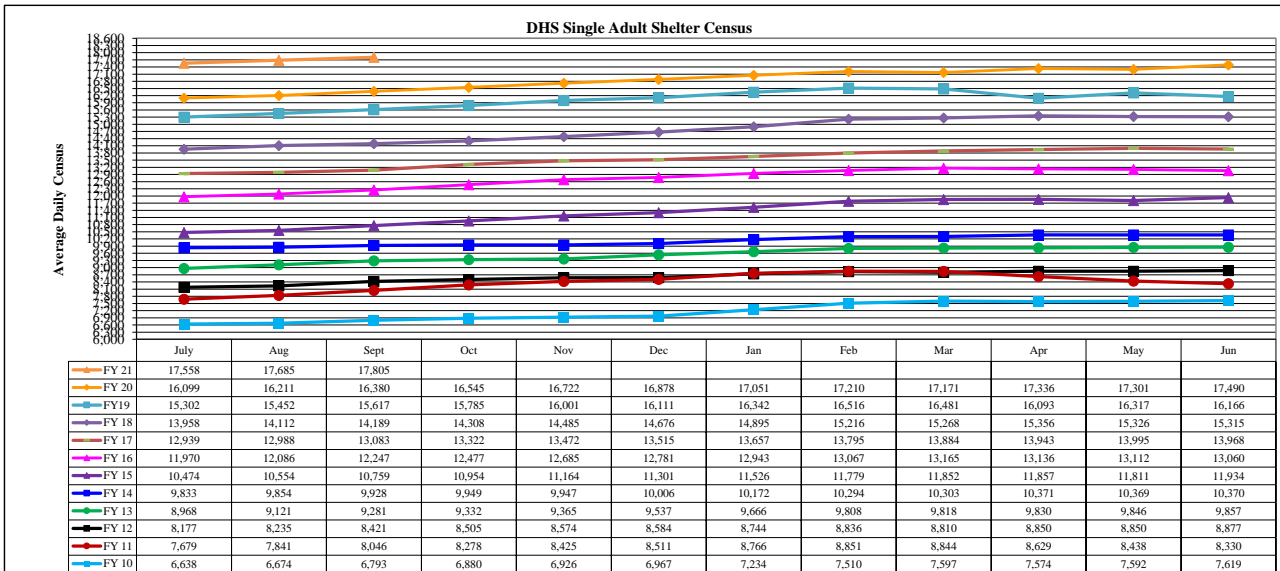
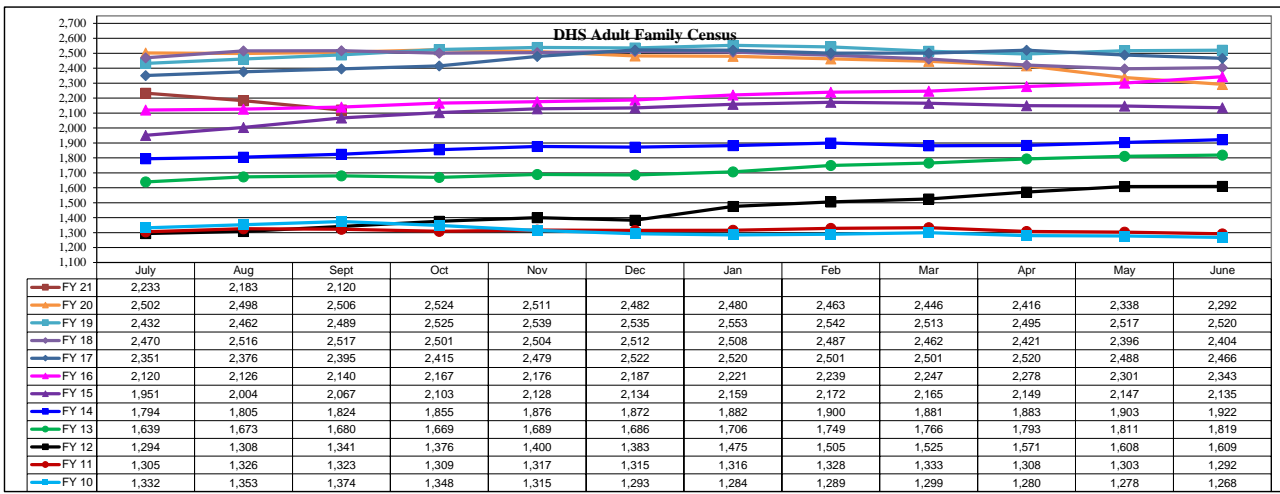
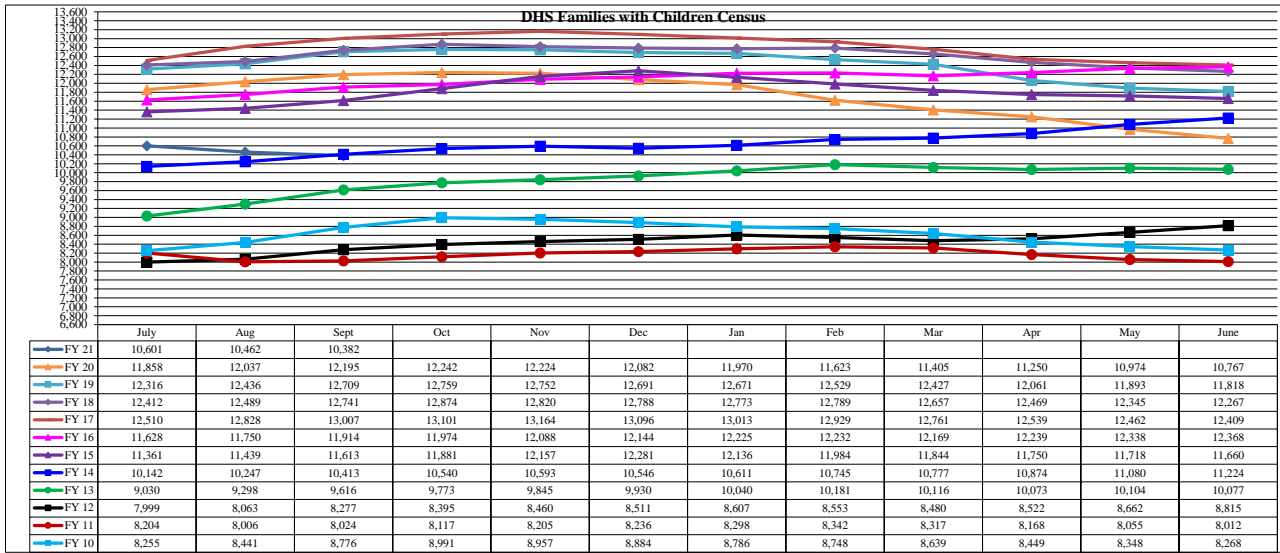
FAMILY INTAKE	
Families Requesting Temporary Housing at PATH	64
Adult Families Requesting Temporary Housing at AFIC	11
Families Placed in Overnight Accommodations	0
Families w/children at PATH Overnight (pre 10PM)	0

TOTAL SHELTER CENSUS	
Adults	36,074
Children	18,293
<b>Total Individuals</b>	<b>54,367</b>

SINGLE ADULTS	
Men	13,463
Women	4,532
<b>Total Single Adults</b>	<b>17,995</b>

FAMILIES WITH CHILDREN CENSUS	
Families	10,331
Adults	13,657
Children	18,293
<b>Individuals</b>	<b>31,950</b>

ADULT FAMILIES CENSUS	
Families	2,093
<b>Individuals (Adults)</b>	<b>4,422</b>



\*Due to data conversion the average monthly census for December 2011 and January 2012 for Families with Children and Adult Families is based upon data for a partial month.