

DAILY REPORT

5/26/2022

(Data from Wednesday, May 25, 2022)

SINGLE ADULTS	
Drop-in Center Clients Served	454
Drop-in Center Overnight Census	151
Faith Bed Census	25
Outreach Contacts	298
Outreach Placements	34
Safe Haven Utilization	1500
Veterans In Short-term Housing	175
Criminal Justice Short-term Housing	88

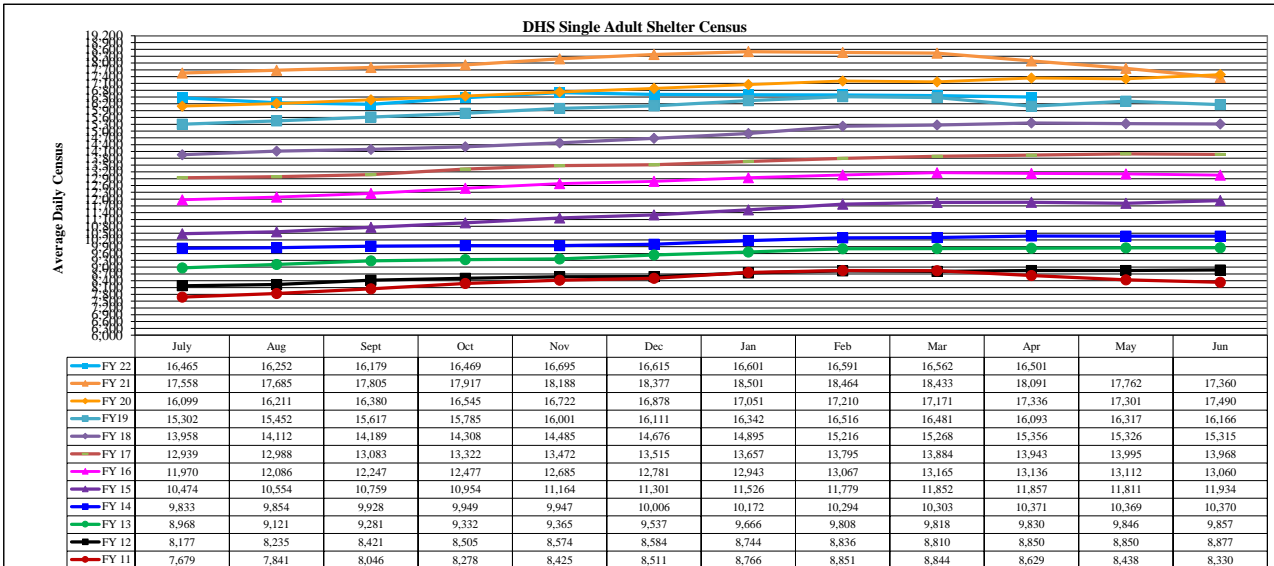
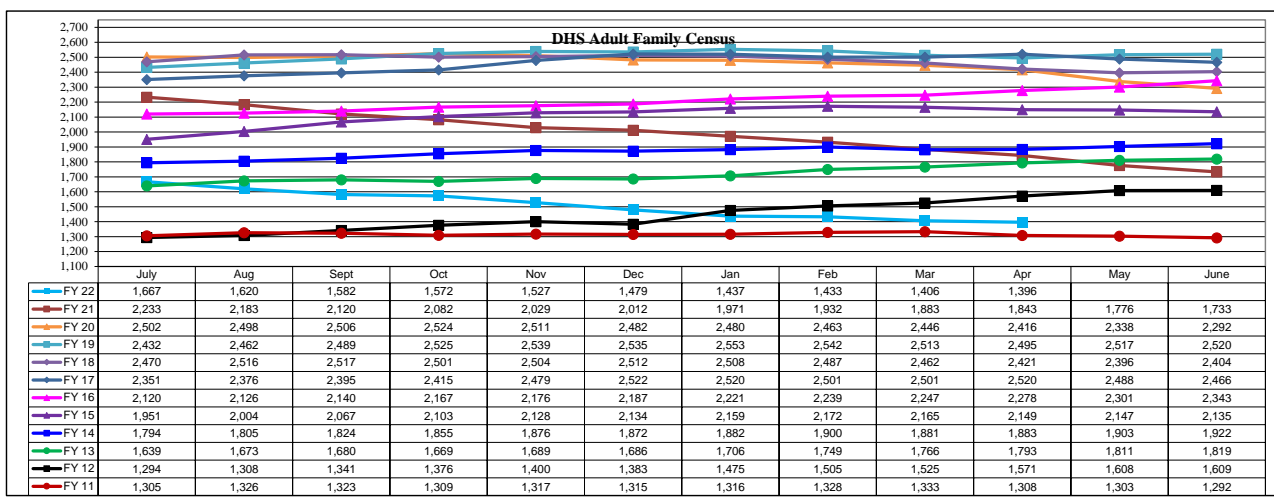
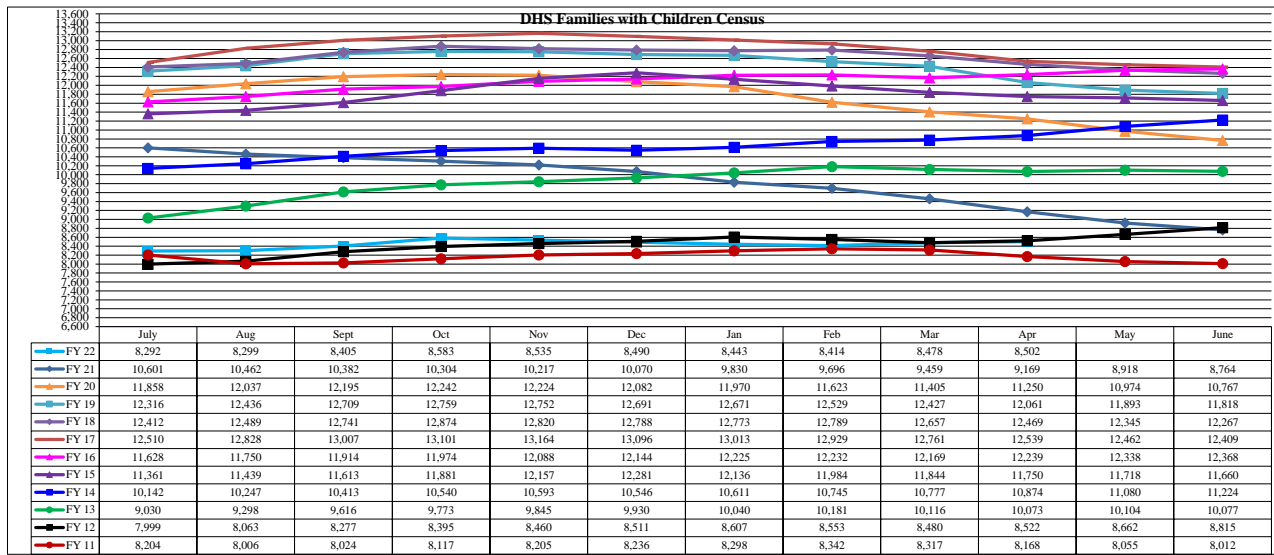
FAMILY INTAKE	
Families Requesting Temporary Housing at PATH	74
Adult Families Requesting Temporary Housing at AFIC	25
Families Placed in Overnight Accommodations	0
Families w/children at PATH Overnight (pre 10PM)	0

TOTAL SHELTER CENSUS	
Adults	31,095
Children	15,041
Total Individuals	46,136

SINGLE ADULTS	
Men	12,336
Women	4,024
Total Single Adults	16,360

FAMILIES WITH CHILDREN	
Families	8,803
Adults	11,791
Children	15,041
Individuals	26,832

ADULT FAMILIES CENSUS	
Families	1,403
Individuals (Adults)	2,944



*Due to data conversion the average monthly census for December 2011 and January 2012 for Families with Children and Adult Families is based upon data for a partial month.