

**DAILY REPORT**

3/24/2022

(Data from Wednesday, March 23, 2022)

SINGLE ADULTS	
Drop-in Center Clients Served	337
Drop-in Center Overnight Census	96
Faith Bed Census	20
Outreach Contacts	293
Outreach Placements	25
Safe Haven Utilization	1348
Veterans In Short-term Housing	177
Criminal Justice Short-term Housing	92

4 of 5 sites reporting  
 4 of 5 sites reporting  
 4 of 5 sites reporting

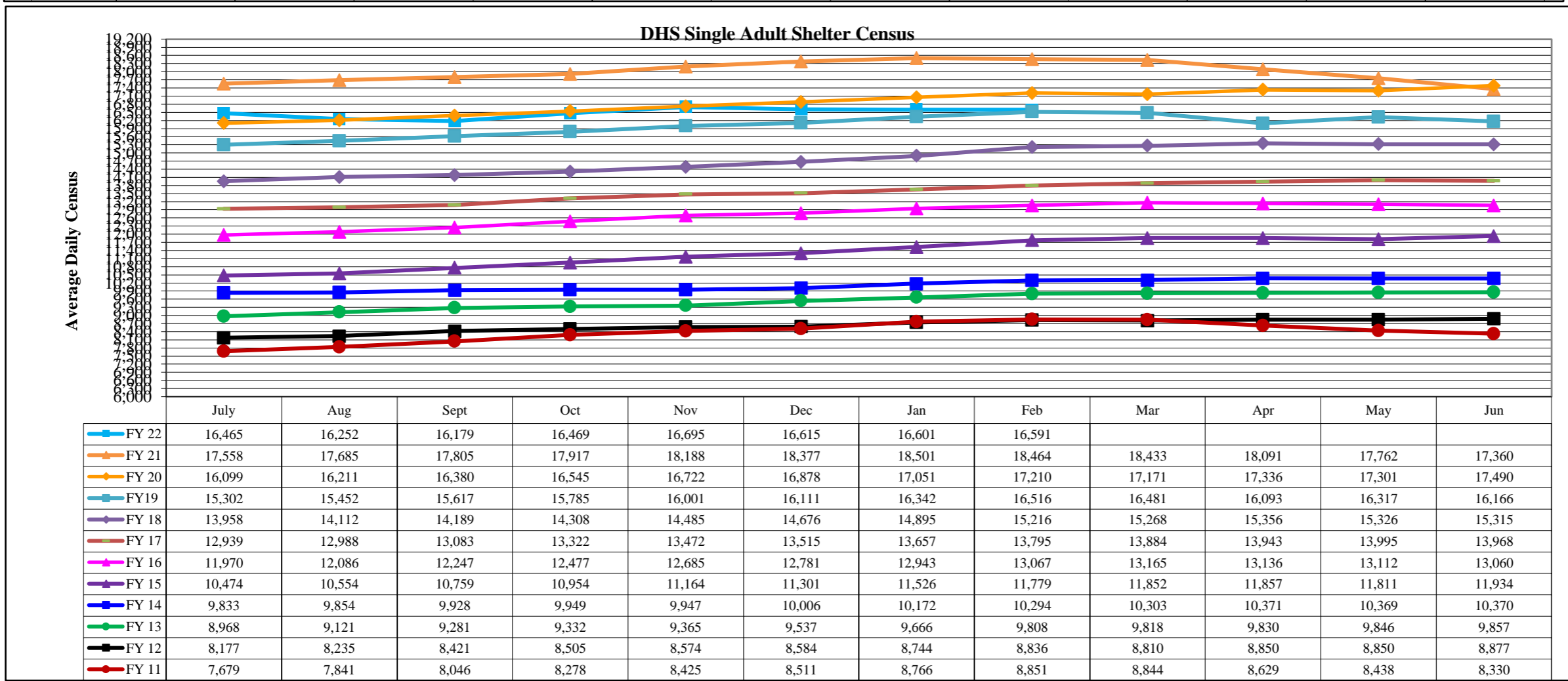
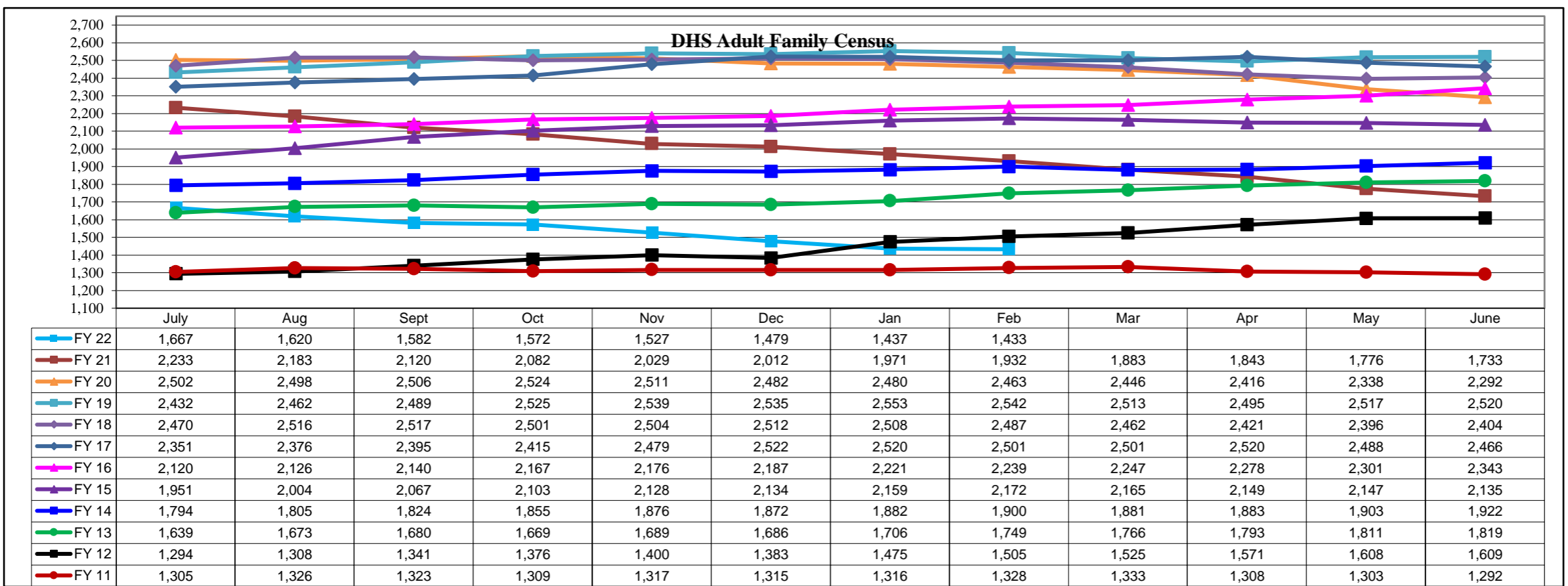
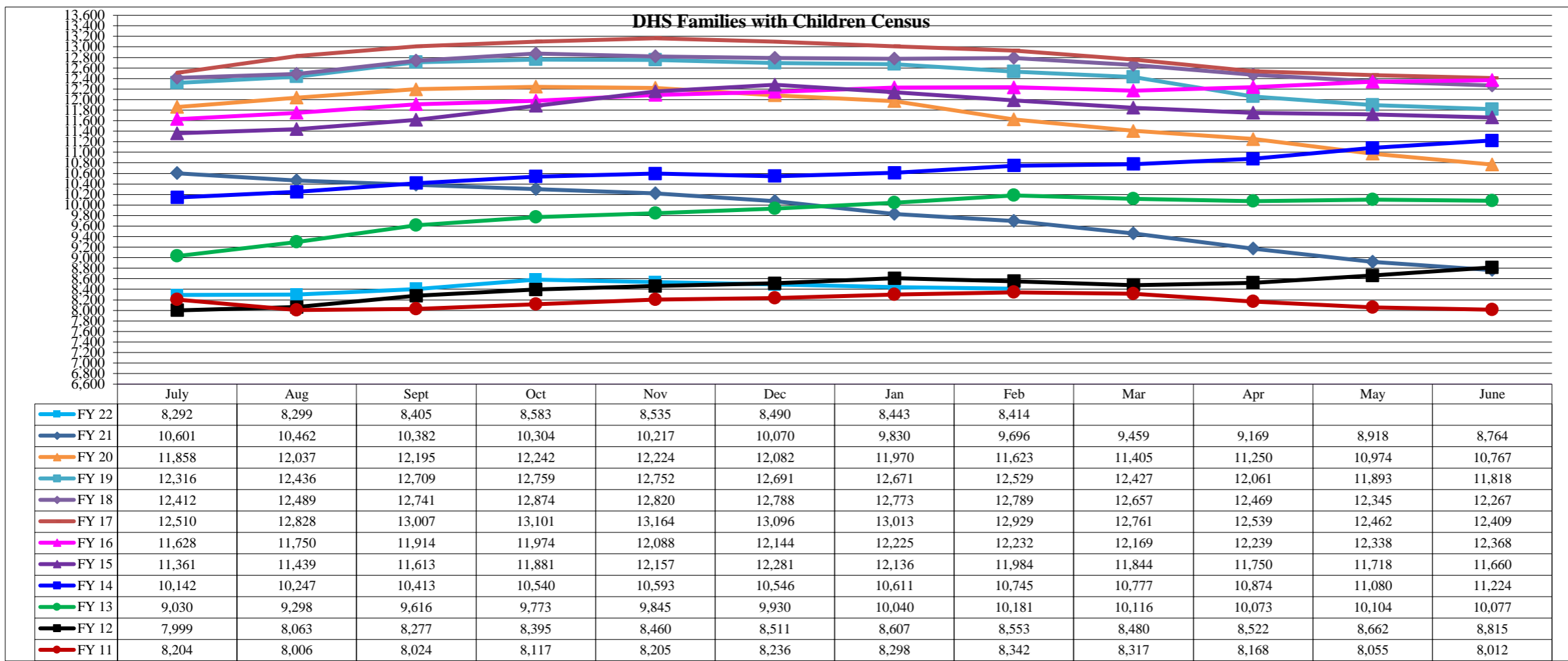
FAMILY INTAKE	
Families Requesting Temporary Housing at PATH	111
Adult Families Requesting Temporary Housing at AFIC	20
Families Placed in Overnight Accommodations	0
Families w/children at PATH Overnight (pre 10PM)	0

TOTAL SHELTER CENSUS	
Adults	30,692
Children	14,610
<b>Total Individuals</b>	<b>45,302</b>

SINGLE ADULTS	
Men	12,571
Women	4,032
<b>Total Single Adults</b>	<b>16,603</b>

FAMILIES WITH CHILDREN	
<b>Families</b>	8,447
Adults	11,153
Children	14,610
<b>Individuals</b>	<b>25,763</b>

ADULT FAMILIES CENSUS	
<b>Families</b>	1,400
<b>Individuals (Adults)</b>	<b>2,936</b>



\*Due to data conversion the average monthly census for December 2011 and January 2012 for Families with Children and Adult Families is based upon data for a partial month.