

DAILY REPORT

9/11/2020

(Data from Thursday, September 10, 2020)

SINGLE ADULTS	
Drop-in Center Clients Served	323
Drop-in Center Overnight Census	100
Faith Bed Census	50
Outreach Contacts	246
Outreach Placements	18
Safe Haven Utilization	1086
Veterans In Short-term Housing	236
Criminal Justice Short-term Housing	109

Only 4 Sites Reporting
 Only 4 Sites Reporting
 Only 4 Sites Reporting

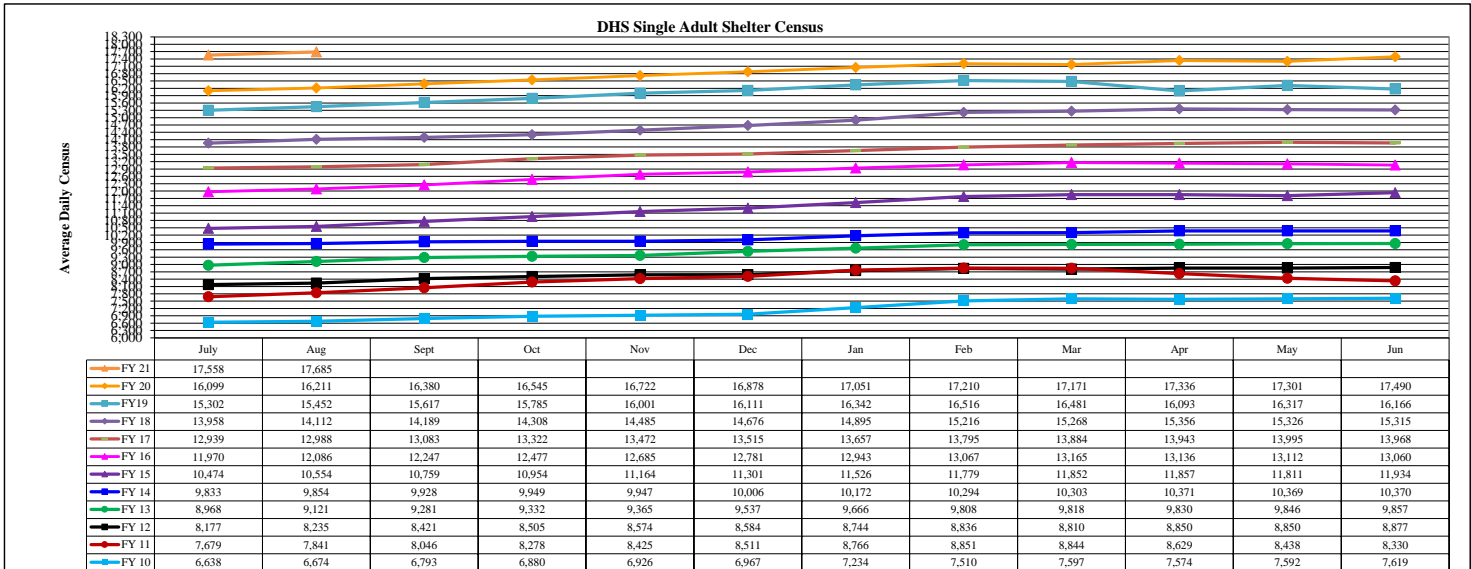
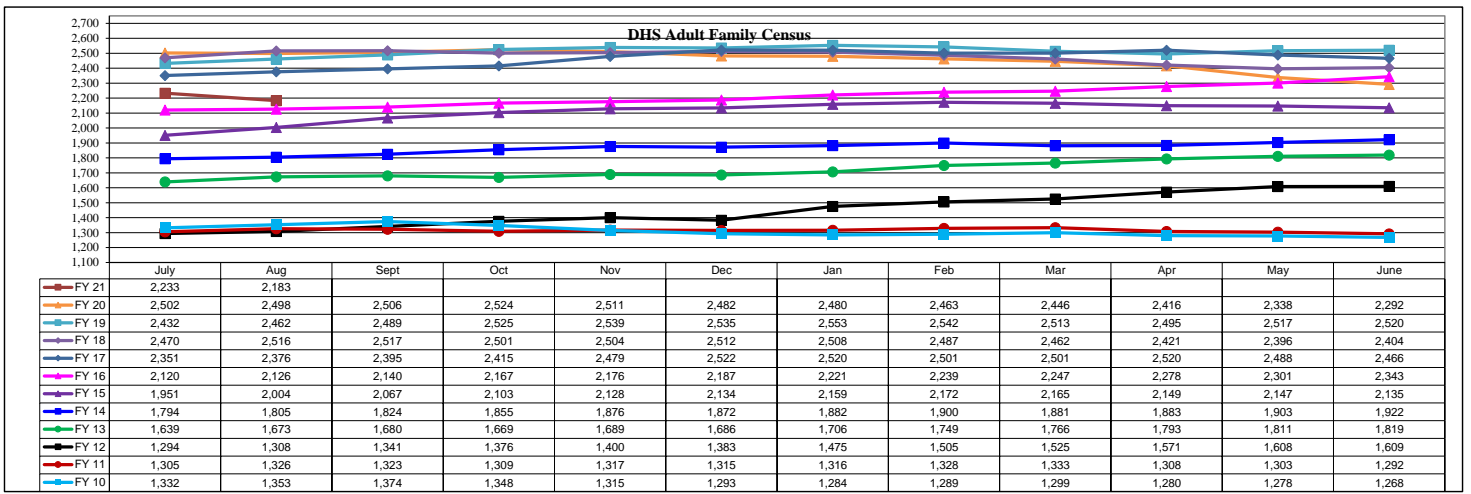
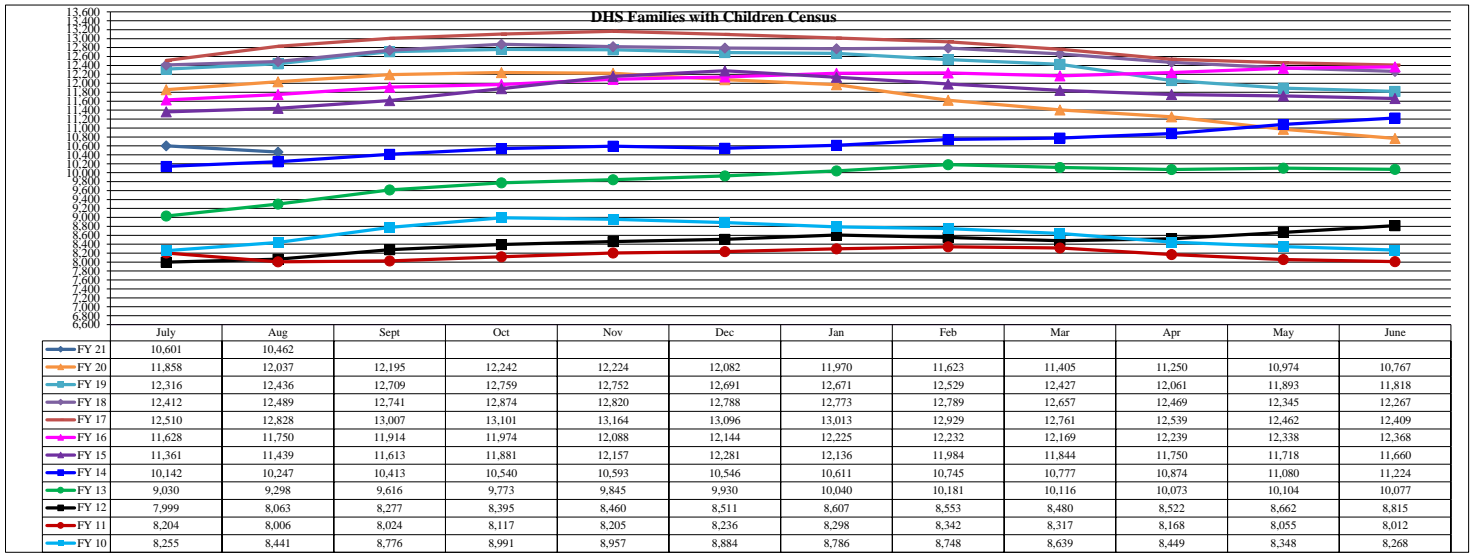
FAMILY INTAKE	
Families Requesting Temporary Housing at PATH	138
Adult Families Requesting Temporary Housing at AFIC	22
Families Placed in Overnight Accommodations	0
Families w/children at PATH Overnight (pre 10PM)	0

TOTAL SHELTER CENSUS	
Adults	36,070
Children	18,417
Total Individuals	54,487

SINGLE ADULTS	
Men	13,277
Women	4,564
Total Single Adults	17,841

FAMILIES WITH CHILDREN CENSUS	
Families	10,405
Adults	13,754
Children	18,417
Individuals	32,171

ADULT FAMILIES CENSUS	
Families	2,118
Individuals (Adults)	4,475



*Due to data conversion the average monthly census for December 2011 and January 2012 for Families with Children and Adult Families is based upon data for a partial month.