

DAILY REPORT

9/9/2020

(Data from Tuesday, September 08, 2020)

SINGLE ADULTS	
Drop-in Center Clients Served	180
Drop-in Center Overnight Census	53
Faith Bed Census	50
Outreach Contacts	310
Outreach Placements	11
Safe Haven Utilization	1083
Veterans In Short-term Housing	223
Criminal Justice Short-term Housing	103

3 of 6 sites reporting due to system outage
 3 of 6 sites reporting due to system outage
 3 of 6 sites reporting due to system outage

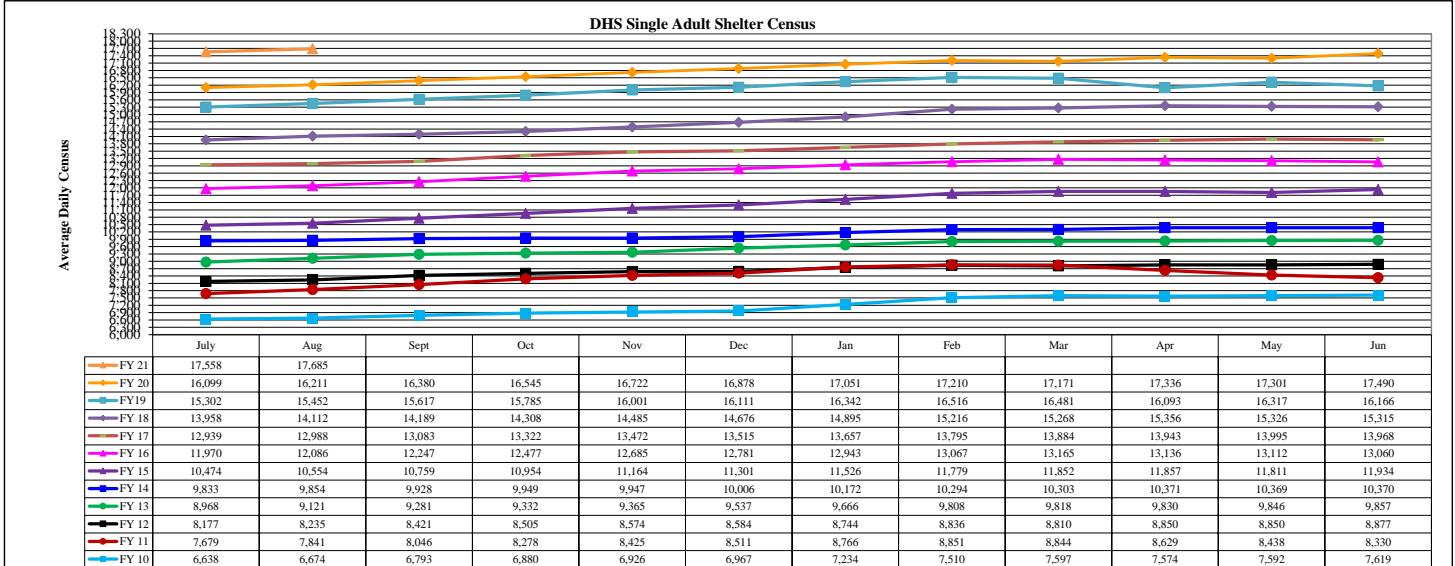
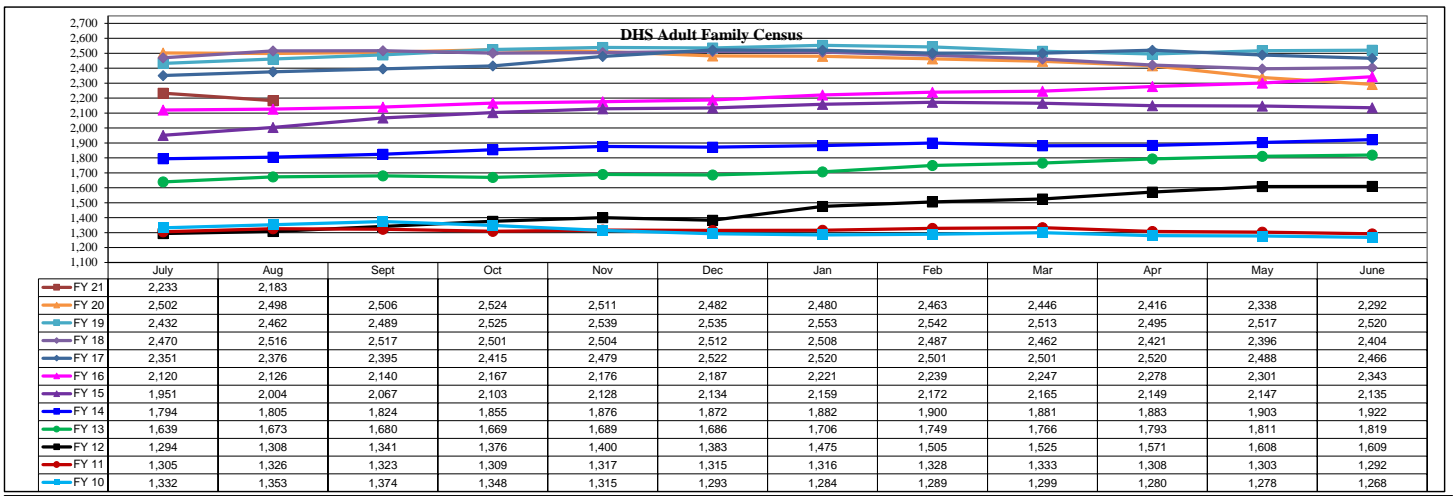
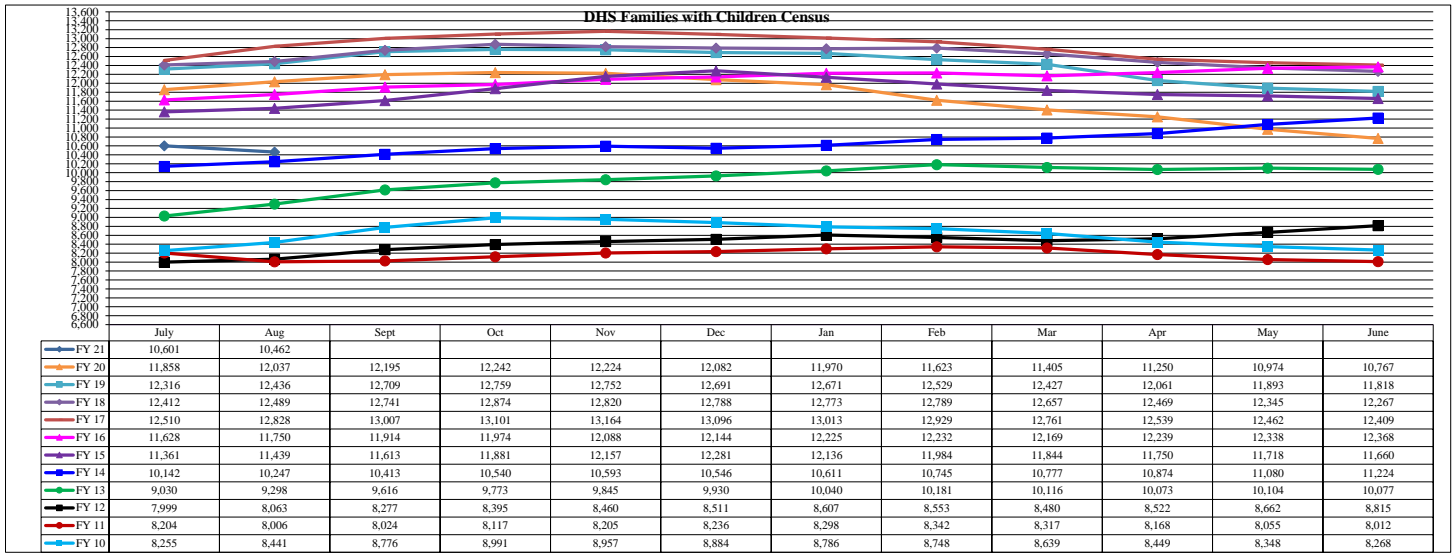
FAMILY INTAKE	
Families Requesting Temporary Housing at PATH	123
Adult Families Requesting Temporary Housing at AFIC	10
Families Placed in Overnight Accommodations	0
Families w/children at PATH Overnight (pre 10PM)	0

TOTAL SHELTER CENSUS	
Adults	36,052
Children	18,425
Total Individuals	54,477

SINGLE ADULTS	
Men	13,211
Women	4,554
Total Single Adults	17,765

FAMILIES WITH CHILDREN CENSUS	
Families	10,408
Adults	13,766
Children	18,425
Individuals	32,191

ADULT FAMILIES CENSUS	
Families	2,140
Individuals (Adults)	4,521



*Due to data conversion the average monthly census for December 2011 and January 2012 for Families with Children and Adult Families is based upon data for a partial month.