

**DAILY REPORT**

6/11/2021

(Data from Thursday, June 10, 2021)

SINGLE ADULTS	
Drop-in Center Clients Served	372
Drop-in Center Overnight Census	136
Faith Bed Census	22
Outreach Contacts	282
Outreach Placements	8
Safe Haven Utilization	1036
Veterans In Short-term Housing	184
Criminal Justice Short-term Housing	104

(5 of 6 sites reported)  
 (5 of 6 sites reported)  
 (5 of 6 sites reported)

FAMILY INTAKE	
Families Requesting Temporary Housing at PATH	82
Adult Families Requesting Temporary Housing at AFIC	15
Families Placed in Overnight Accommodations	0
Families w/children at PATH Overnight (pre 10PM)	0

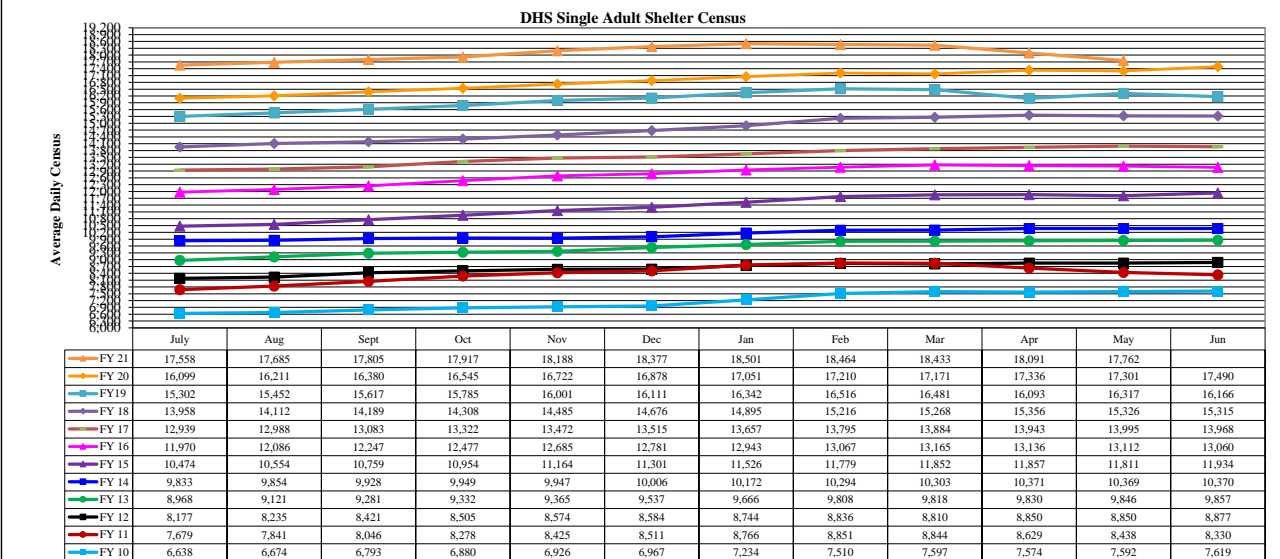
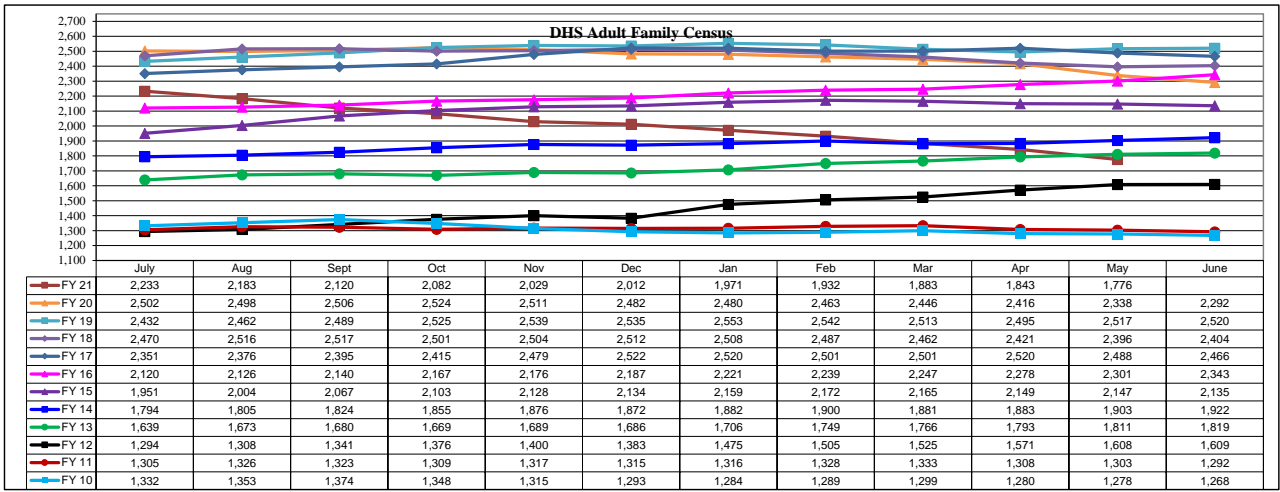
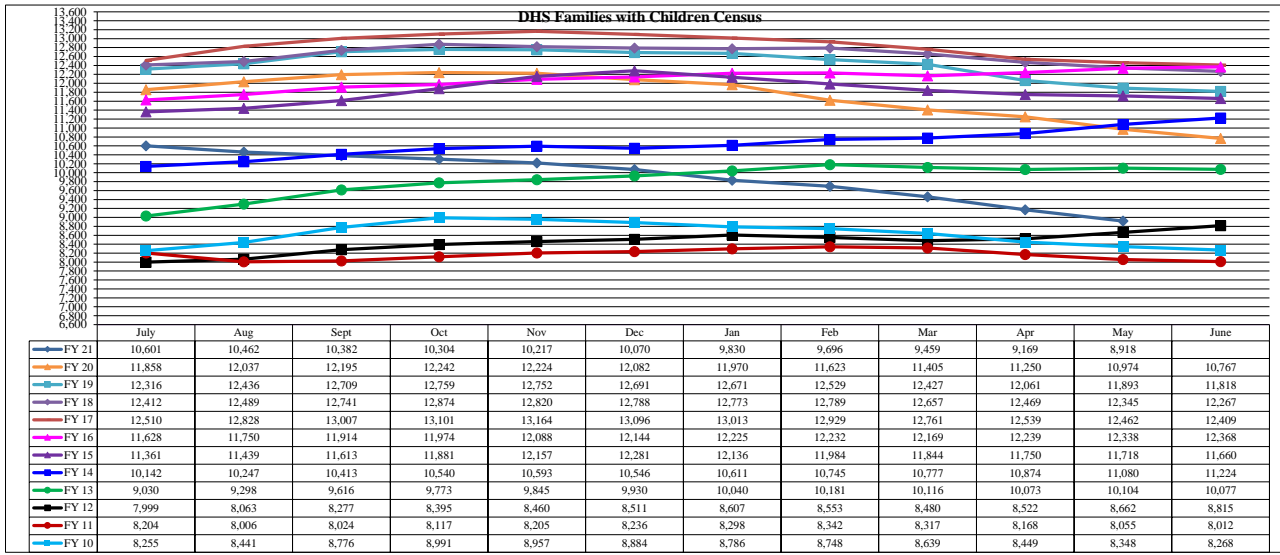
TOTAL SHELTER CENSUS	
Adults	32,659
Children	15,288
<b>Total Individuals</b>	<b>47,947</b>

SINGLE ADULTS	
Men	13,202
Women	4,245
<b>Total Single Adults</b>	<b>17,447</b>

FAMILIES WITH CHILDREN	
<b>Families</b>	8,817
Adults	11,566
Children	15,288
<b>Individuals</b>	<b>26,854</b>

ADULT FAMILIES CENSUS	
<b>Families</b>	1,732
<b>Individuals (Adults)</b>	<b>3,646</b>

x



\*Due to data conversion the average monthly census for December 2011 and January 2012 for Families with Children and Adult Families is based upon data for a partial month.