

DAILY REPORT

3/3/2021

(Data from Tuesday, March 02, 2021)

Code Blue

SINGLE ADULTS	
Drop-in Center Clients Served	453
Drop-in Center Overnight Census	161
Faith Bed Census	44
Outreach Contacts	319
Outreach Placements	22
Safe Haven Utilization	1146
Veterans In Short-term Housing	214
Criminal Justice Short-term Housing	104

Incomplete (5/6)

Incomplete (5/6)

Incomplete (5/6)

FAMILY INTAKE	
Families Requesting Temporary Housing at PATH	116
Adult Families Requesting Temporary Housing at AFIC	15
Families Placed in Overnight Accommodations	0
Families w/children at PATH Overnight (pre 10PM)	0

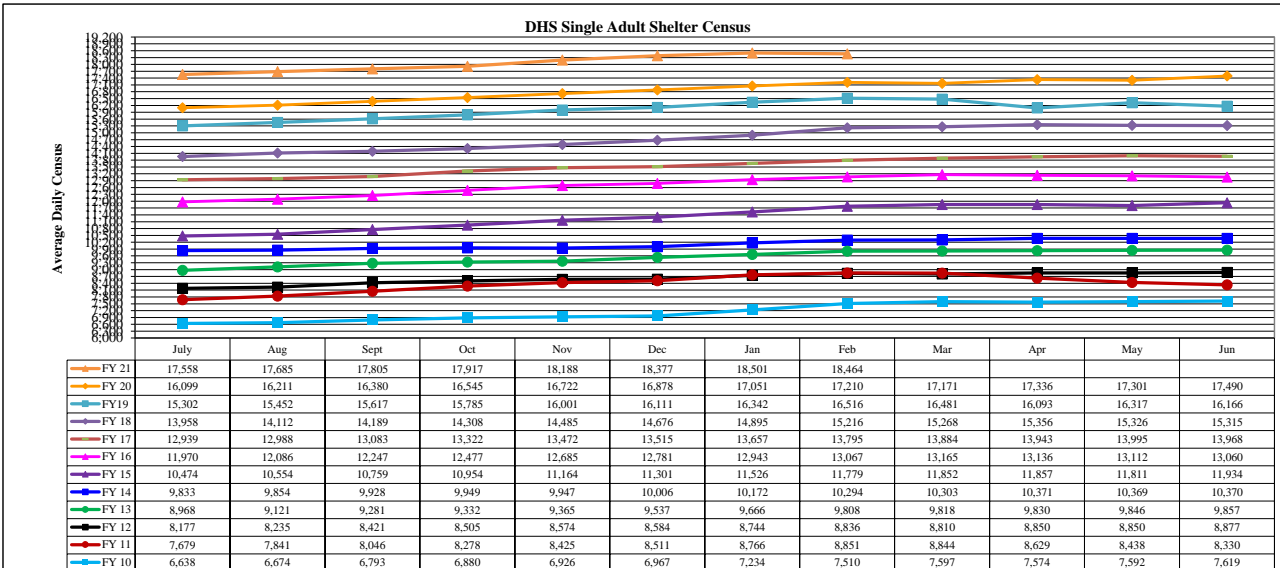
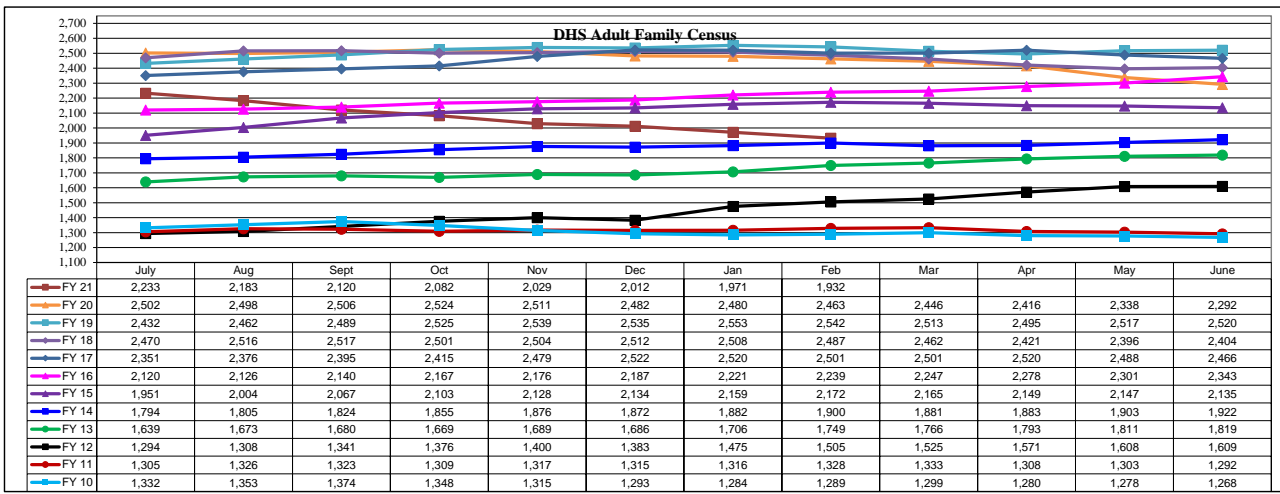
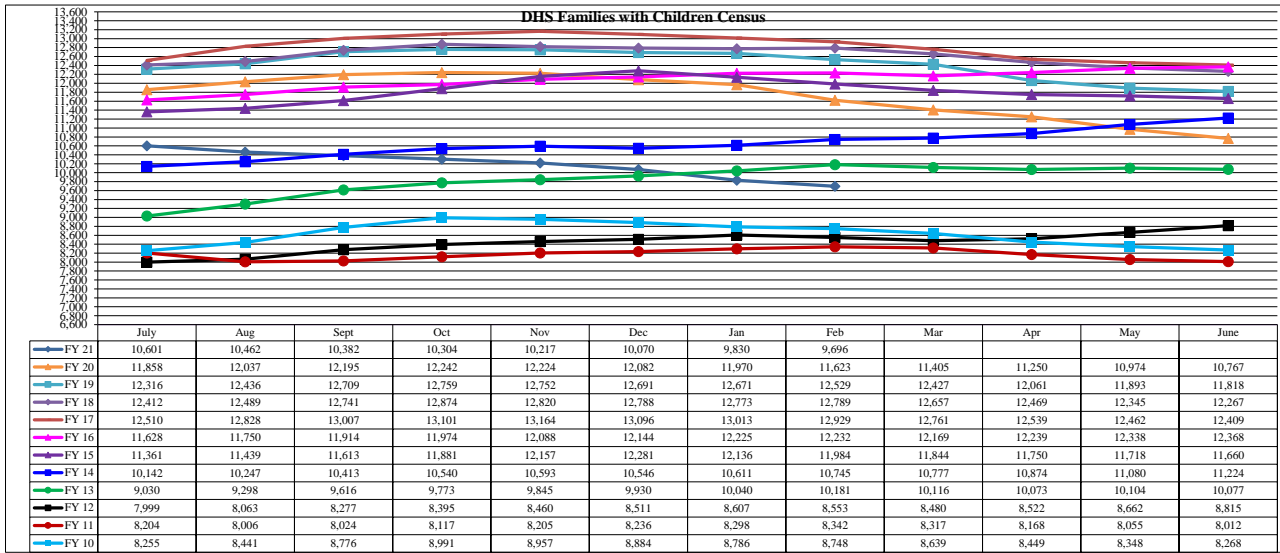
TOTAL SHELTER CENSUS	
Adults	35,202
Children	16,746
Total Individuals	51,948

SINGLE ADULTS	
Men	13,962
Women	4,526
Total Single Adults	18,488

FAMILIES WITH CHILDREN	
Families	9,590
Adults	12,658
Children	16,746
Individuals	29,404

ADULT FAMILIES CENSUS	
Families	1,922
Individuals (Adults)	4,056

x



*Due to data conversion the average monthly census for December 2011 and January 2012 for Families with Children and Adult Families is based upon data for a partial month.