

DAILY REPORT

7/2/2021

(Data from Thursday, July 01, 2021)

SINGLE ADULTS	
Drop-in Center Clients Served	392
Drop-in Center Overnight Census	128
Faith Bed Census	18
Outreach Contacts	175
Outreach Placements	10
Safe Haven Utilization	1041
Veterans In Short-term Housing	196
Criminal Justice Short-term Housing	117

(5 of 6 sites reported)
 (5 of 6 sites reported)
 (5 of 6 sites reported)

FAMILY INTAKE	
Families Requesting Temporary Housing at PATH	129
Adult Families Requesting Temporary Housing at AFIC	17
Families Placed in Overnight Accommodations	0
Families w/children at PATH Overnight (pre 10PM)	0

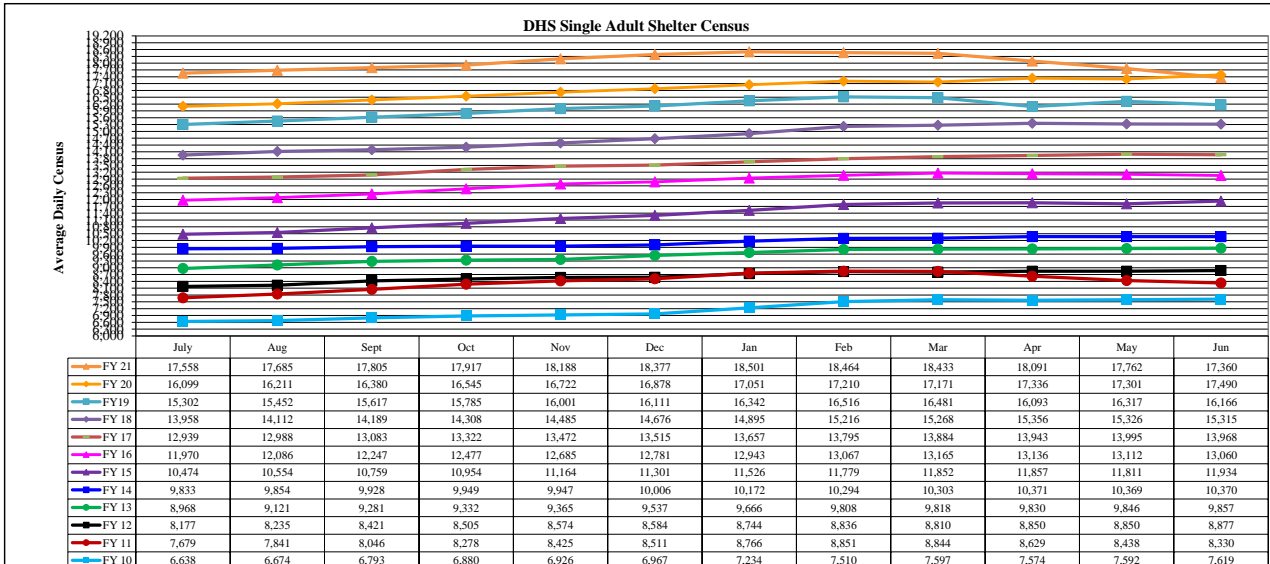
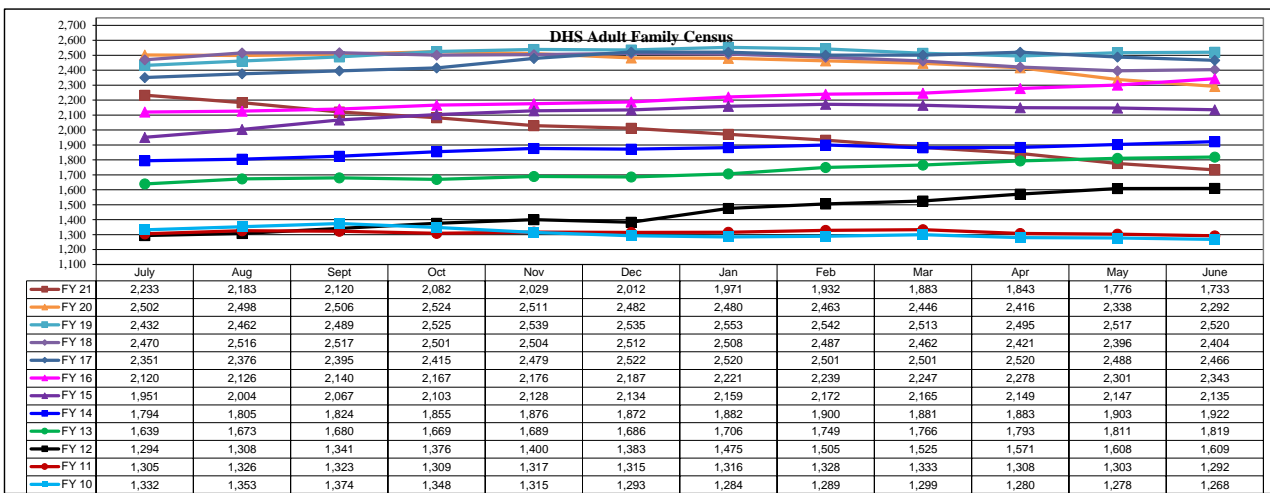
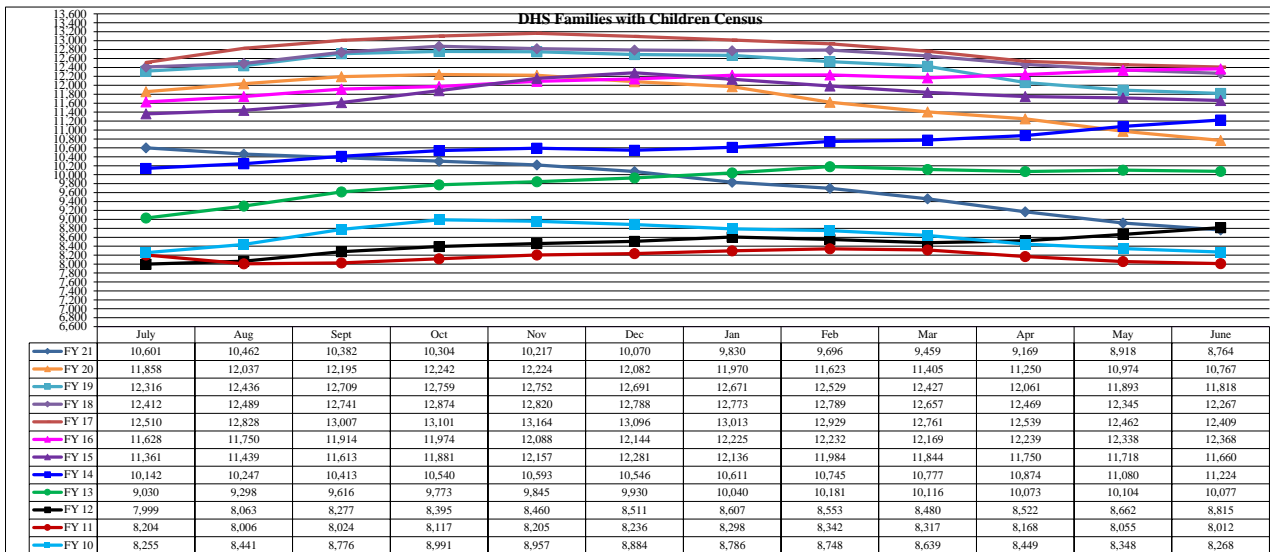
TOTAL SHELTER CENSUS	
Adults	31,326
Children	14,563
Total Individuals	45,889

SINGLE ADULTS	
Men	12,601
Women	4,212
Total Single Adults	16,813

FAMILIES WITH CHILDREN	
Families	8,327
Adults	10,952
Children	14,563
Individuals	25,515

ADULT FAMILIES CENSUS	
Families	1,690
Individuals (Adults)	3,561

x



*Due to data conversion the average monthly census for December 2011 and January 2012 for Families with Children and Adult Families is based upon data for a partial month.